



## Race Results

Tasmanian Turf Club, Launceston, March 12, 2014

Compilation date: March 13, 2014, 2:04:13 PM (EST)

Copyright © 2014 Tasracing Pty Ltd. All rights reserved.

### Trademarks.

StrideMASTER is a registered trademark of Thoroughbred Ratings Pty Ltd.

### Disclaimer.

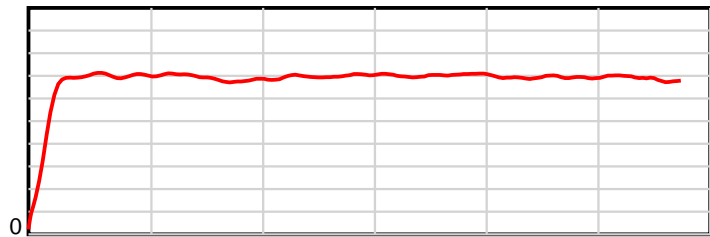
Tasracing Pty Ltd and Thoroughbred Ratings Pty Ltd accepts no responsibility for the completeness or accuracy of any of the information contained herein, and makes no representations about its suitability for any particular purpose. Users should make their own judgements about those matters and/or seek independent advice. You assume all risks associated with use of the data provided on this page.

# Race Results

March 12, 2014, Race 3, 3Y MDN-SW, Distance 1220m, Mowbray - Offset 9m

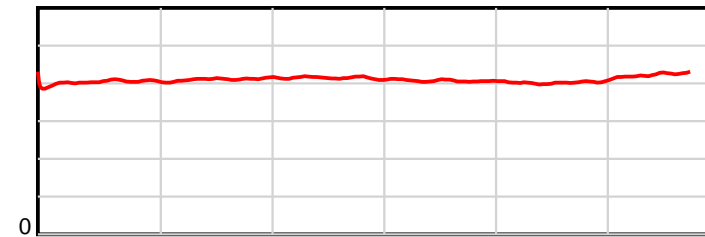
Result	TAB no.	Horse (Barrier)	1220 to	1200m to	1000m to	800m to	600m to	400m to	200m to	Total or	Margin
1st	2	Blue Tier (1)	1200m	1000m	800m	600m	400m	200m	WP	Average	
		Position in running (margin)	-	10(3472.3)	2(1.2)	2(0.7)	1(0.0)	1(0.0)	1(0.0)		0.00
		Sectional time (s)	5.76	9.93	11.70	11.89	11.47	11.52	12.16		
		Cumulative time (s)	74.43	68.67	58.74	47.04	35.15	23.67	12.16	1:14.43	
		Speed (m/s)	3.47	20.14	17.09	16.82	17.44	17.36	16.45	16.39	
		Stride length (m)	1.55	8.14	6.99	6.98	7.10	6.99	6.91	6.76	
		Stride duration (s)	0.405	0.404	0.409	0.415	0.407	0.402	0.420	0.412	
		Stride efficiency (%)	3.74	103.60	76.44	76.23	78.72	76.31	74.54	71.41	
		Stride count	12.92	24.56	28.60	28.63	28.18	28.62	28.96	180.47	

10 m Stride length



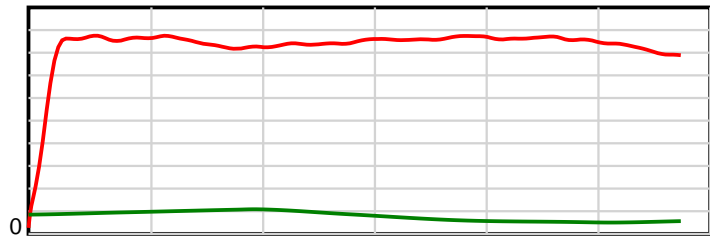
1220 m Finish

0.6 s Stride duration



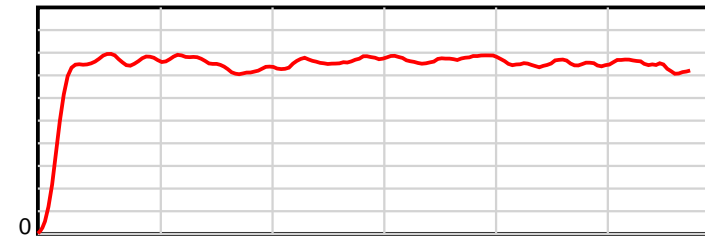
1220 m Finish

20 m/sec Speed



1220 m Finish

100 % Stride efficiency



1220 m Finish

Note: Horizontal distance axis grid lines are 200m furlongs.

## Disclaimer.

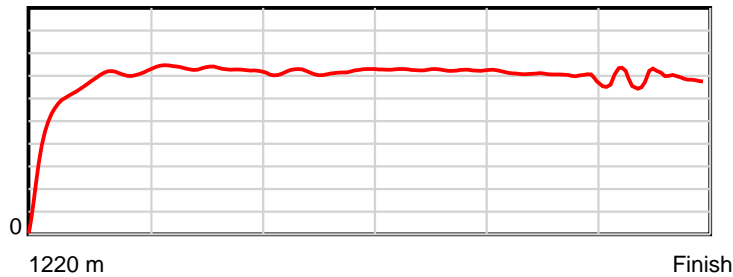
Tasracing Pty Ltd and Thoroughbred Ratings Pty Ltd accepts no responsibility for the completeness or accuracy of any of the information contained herein, and makes no representations about its suitability for any particular purpose. Users should make their own judgements about those matters and/or seek independent advice. You assume all risks associated with use of the data provided on this page.

# Race Results

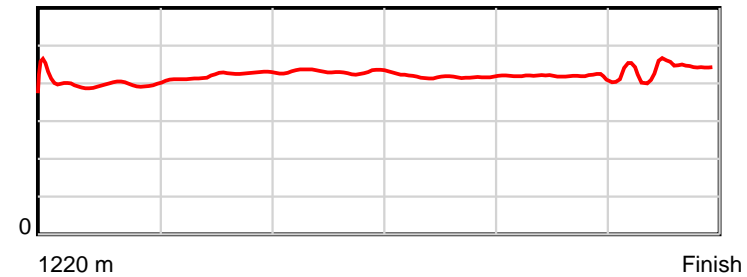
March 12, 2014, Race 3, 3Y MDN-SW, Distance 1220m, Mowbray - Offset 9m

Result	TAB no.	Horse (Barrier)	1220 to	1200m to	1000m to	800m to	600m to	400m to	200m to	Total or	Margin
2nd	11	<b>Little May (10)</b>	<b>1200m</b>	<b>1000m</b>	<b>800m</b>	<b>600m</b>	<b>400m</b>	<b>200m</b>	<b>WP</b>	<b>Average</b>	
		Position in running (margin)	-	8(3464.7)	4(1.7)	3(0.9)	2(1.0)	2(0.2)	2(2.9)		5.00
		Sectional time (s)	4.42	11.29	11.66	12.01	11.34	11.96	12.68		
		Cumulative time (s)	75.36	70.94	59.65	48.00	35.99	24.64	12.68	1:15.36	
		Speed (m/s)	4.53	17.71	17.15	16.65	17.64	16.72	15.77	16.19	
		Stride length (m)	2.20	7.03	7.24	7.18	7.36	6.97	6.76	6.84	
		Stride duration (s)	0.424	0.397	0.422	0.431	0.418	0.417	0.428	0.422	
		Stride efficiency (%)	7.56	77.29	81.89	80.46	84.69	75.99	71.35	73.01	
		Stride count	9.09	28.44	27.63	27.87	27.17	28.68	29.60	178.48	

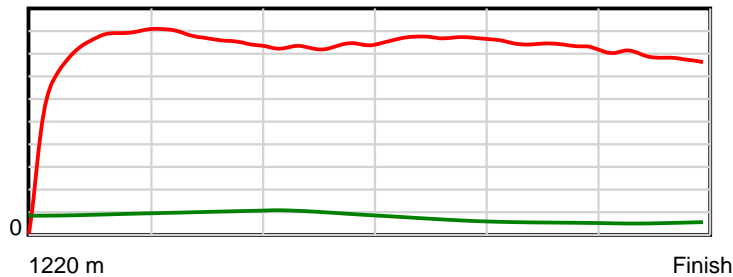
10 m Stride length



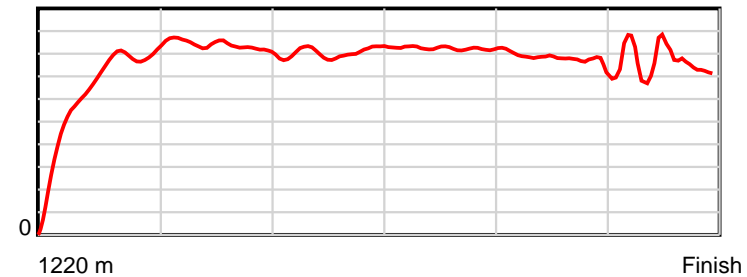
0.6 s Stride duration



20 m/sec Speed



100 % Stride efficiency



Note: Horizontal distance axis grid lines are 200m furlongs.

**Disclaimer.**

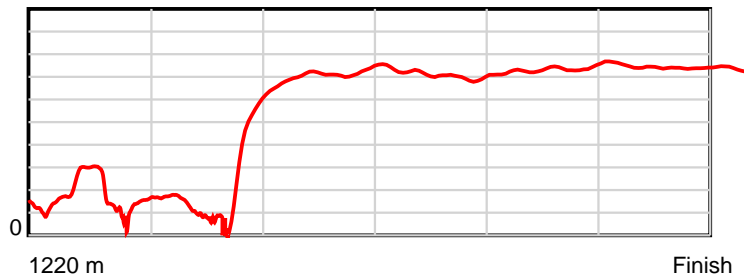
Tasracing Pty Ltd and Thoroughbred Ratings Pty Ltd accepts no responsibility for the completeness or accuracy of any of the information contained herein, and makes no representations about its suitability for any particular purpose. Users should make their own judgements about those matters and/or seek independent advice. You assume all risks associated with use of the data provided on this page.

# Race Results

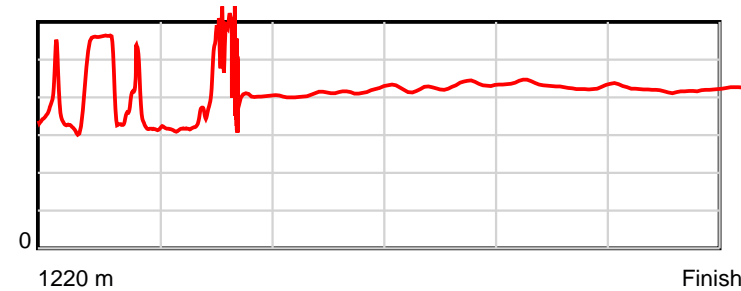
March 12, 2014, Race 3, 3Y MDN-SW, Distance 1220m, Mowbray - Offset 9m

Result	TAB no.	Horse (Barrier)	1220 to	1200m to	1000m to	800m to	600m to	400m to	200m to	Total or	Margin
3rd	8	Shah Deimos (7)	1200m	1000m	800m	600m	400m	200m	WP	Average	
		Position in running (margin)	-	1(0.0)	7(3.1)	7(4.1)	7(4.7)	7(3.0)	5(5.3)		5.80
		Sectional time (s)	-572.99	588.96	11.95	12.12	11.18	11.90	12.39		
		Cumulative time (s)	75.51	648.50	59.54	47.58	35.47	24.29	12.39	1:15.51	
		Speed (m/s)	-0.03	0.34	16.74	16.50	17.89	16.81	16.14	16.16	
		Stride length (m)	0.70	0.14	7.16	7.12	7.54	7.22	7.18	0.75	
		Stride duration (s)	0.430	0.403	0.428	0.431	0.421	0.429	0.445	0.046	
		Stride efficiency (%)	0.76	0.03	80.05	79.13	88.89	81.39	80.65	0.88	
		Stride count	28.60	1463.20	27.94	28.11	26.52	27.71	27.84	1629.92	

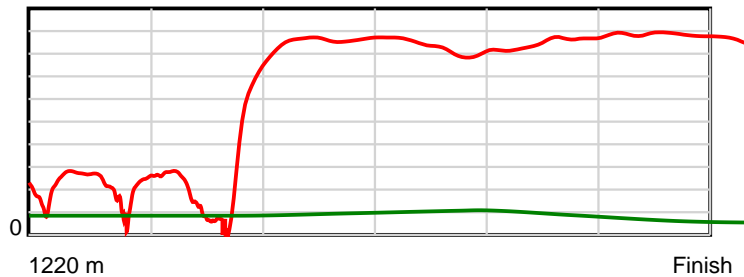
10 m Stride length



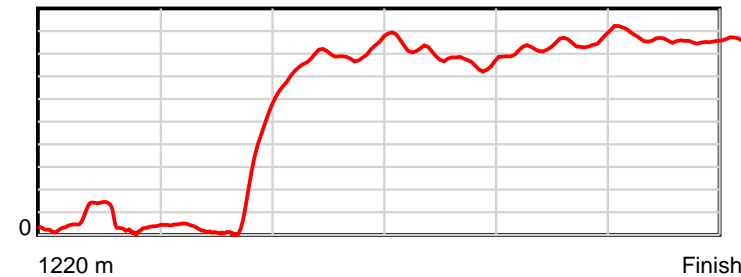
0.6 s Stride duration



20 m/sec Speed



100 % Stride efficiency



Note: Horizontal distance axis grid lines are 200m furlongs.

## Disclaimer.

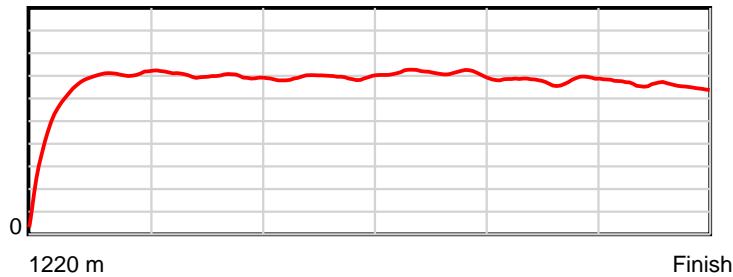
Tasracing Pty Ltd and Thoroughbred Ratings Pty Ltd accepts no responsibility for the completeness or accuracy of any of the information contained herein, and makes no representations about its suitability for any particular purpose. Users should make their own judgements about those matters and/or seek independent advice. You assume all risks associated with use of the data provided on this page.

# Race Results

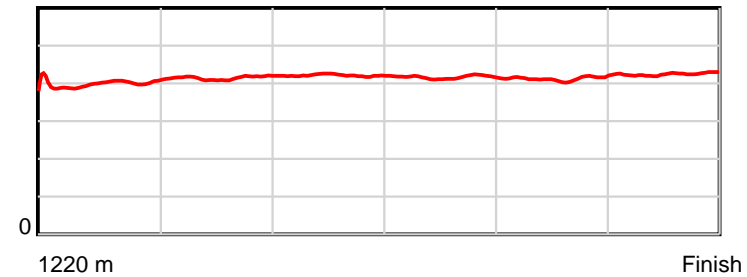
March 12, 2014, Race 3, 3Y MDN-SW, Distance 1220m, Mowbray - Offset 9m

Result	TAB no.	Horse (Barrier)	1220 to	1200m to	1000m to	800m to	600m to	400m to	200m to	Total or	Margin
4th	10	Liberty Height... (6)	1200m	1000m	800m	600m	400m	200m	WP	Average	
		Position in running (margin)	-	2(3461.0)	1(0.0)	1(0.0)	3(1.0)	4(1.7)	4(5.2)		6.80
		Sectional time (s)	3.62	11.62	11.80	12.17	11.60	12.10	12.80		
		Cumulative time (s)	75.70	72.08	60.46	48.66	36.49	24.90	12.80	1:15.70	
		Speed (m/s)	5.53	17.21	16.95	16.43	17.24	16.53	15.62	16.12	
		Stride length (m)	2.14	6.88	7.03	6.91	7.16	6.83	6.62	6.66	
		Stride duration (s)	0.392	0.399	0.415	0.420	0.415	0.413	0.424	0.413	
		Stride efficiency (%)	7.13	73.90	77.26	74.52	80.21	72.82	68.51	69.25	
		Stride count	9.36	29.08	28.44	28.96	27.91	29.30	30.21	183.26	

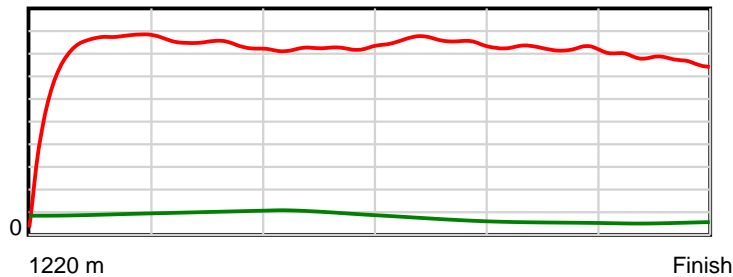
10 m Stride length



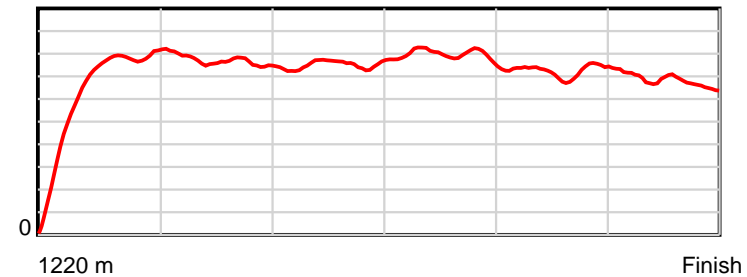
0.6 s Stride duration



20 m/sec Speed



100 % Stride efficiency



Note: Horizontal distance axis grid lines are 200m furlongs.

**Disclaimer.**

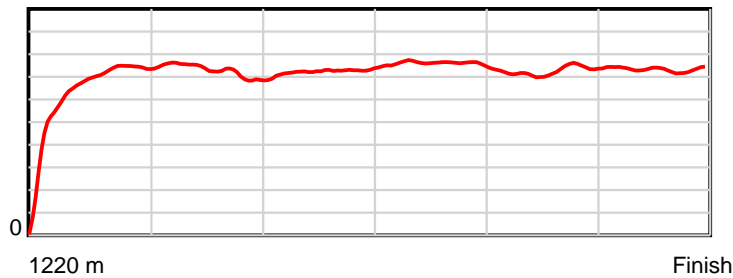
Tasracing Pty Ltd and Thoroughbred Ratings Pty Ltd accepts no responsibility for the completeness or accuracy of any of the information contained herein, and makes no representations about its suitability for any particular purpose. Users should make their own judgements about those matters and/or seek independent advice. You assume all risks associated with use of the data provided on this page.

# Race Results

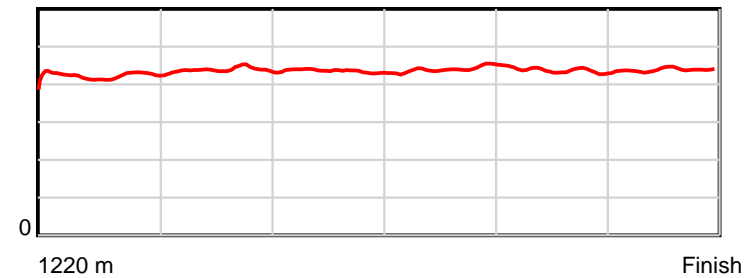
March 12, 2014, Race 3, 3Y MDN-SW, Distance 1220m, Mowbray - Offset 9m

Result	TAB no.	Horse (Barrier)	1220 to	1200m to	1000m to	800m to	600m to	400m to	200m to	Total or	Margin
5th	5	<b>Flying Verdict (2)</b>	<b>1200m</b>	<b>1000m</b>	<b>800m</b>	<b>600m</b>	<b>400m</b>	<b>200m</b>	<b>WP</b>	<b>Average</b>	
		Position in running (margin)	-	9(3464.9)	8(4.4)	8(6.0)	9(5.7)	9(6.1)	9(8.9)		8.30
		Sectional time (s)	4.68	11.70	12.06	11.96	11.53	11.98	12.08		
		Cumulative time (s)	75.98	71.30	59.60	47.54	35.59	24.06	12.08	1:15.98	
		Speed (m/s)	4.27	17.09	16.58	16.72	17.35	16.69	16.56	16.06	
		Stride length (m)	2.04	7.21	7.25	7.27	7.63	7.28	7.27	7.02	
		Stride duration (s)	0.405	0.422	0.437	0.435	0.440	0.436	0.439	0.437	
		Stride efficiency (%)	6.50	81.20	82.18	82.58	90.96	82.89	82.62	76.97	
		Stride count	9.81	27.75	27.58	27.51	26.21	27.46	27.51	173.83	

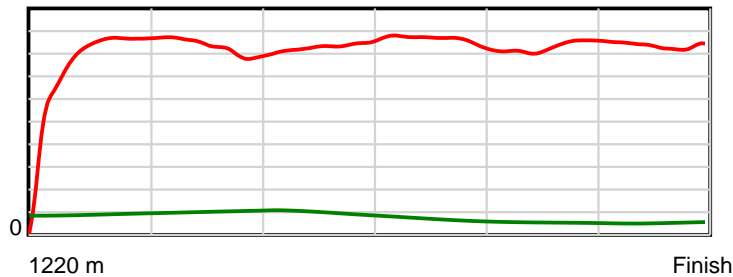
10 m Stride length



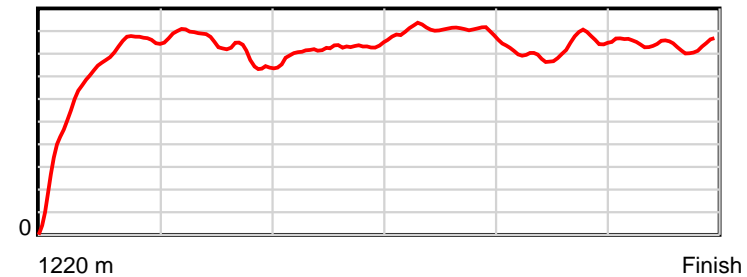
0.6 s Stride duration



20 m/sec Speed



100 % Stride efficiency



Note: Horizontal distance axis grid lines are 200m furlongs.

**Disclaimer.**

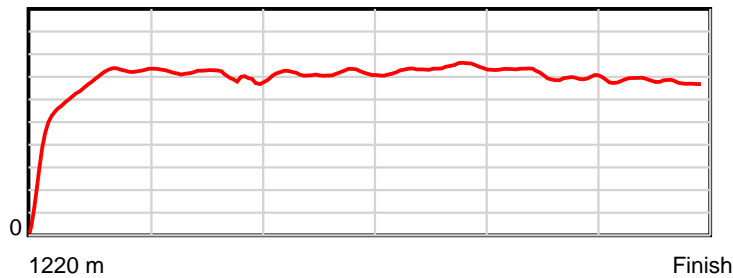
Tasracing Pty Ltd and Thoroughbred Ratings Pty Ltd accepts no responsibility for the completeness or accuracy of any of the information contained herein, and makes no representations about its suitability for any particular purpose. Users should make their own judgements about those matters and/or seek independent advice. You assume all risks associated with use of the data provided on this page.

# Race Results

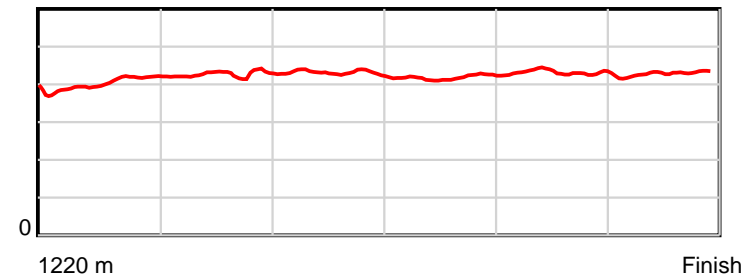
March 12, 2014, Race 3, 3Y MDN-SW, Distance 1220m, Mowbray - Offset 9m

Result	TAB no.	Horse (Barrier)	1220 to	1200m to	1000m to	800m to	600m to	400m to	200m to	Total or	Margin
6th	3	Bustarooni (4)	1200m	1000m	800m	600m	400m	200m	WP	Average	
		Position in running (margin)	-	4(3464.1)	6(2.4)	5(3.3)	6(4.1)	5(2.0)	7(6.5)		8.40
		Sectional time (s)	4.53	11.48	11.95	12.13	11.12	12.27	12.52		
		Cumulative time (s)	76.00	71.47	59.98	48.03	35.90	24.78	12.52	1:16.00	
		Speed (m/s)	4.42	17.42	16.74	16.49	17.99	16.30	15.97	16.05	
		Stride length (m)	1.96	7.06	6.96	7.09	7.53	7.02	6.83	6.78	
		Stride duration (s)	0.377	0.405	0.416	0.430	0.418	0.430	0.427	0.423	
		Stride efficiency (%)	6.01	77.87	75.63	78.59	88.53	76.94	72.91	71.92	
		Stride count	10.20	28.33	28.75	28.20	26.57	28.50	29.28	179.83	

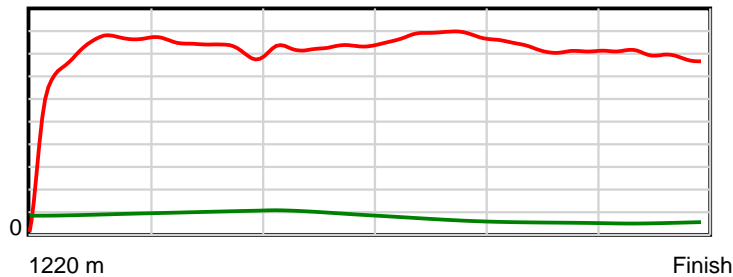
10 m Stride length



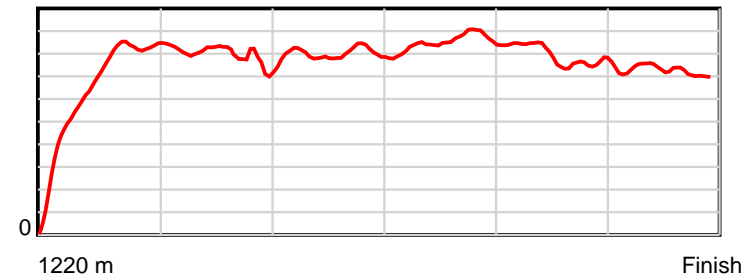
0.6 s Stride duration



20 m/sec Speed



100 % Stride efficiency



Note: Horizontal distance axis grid lines are 200m furlongs.

## Disclaimer.

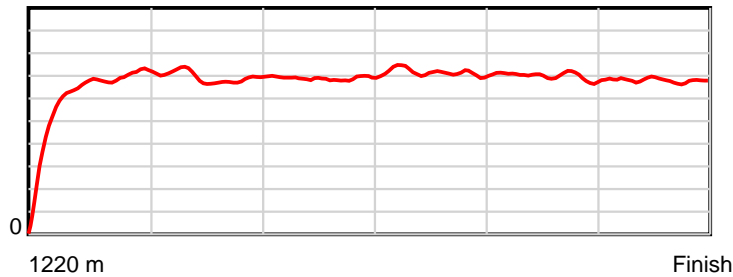
Tasracing Pty Ltd and Thoroughbred Ratings Pty Ltd accepts no responsibility for the completeness or accuracy of any of the information contained herein, and makes no representations about its suitability for any particular purpose. Users should make their own judgements about those matters and/or seek independent advice. You assume all risks associated with use of the data provided on this page.

# Race Results

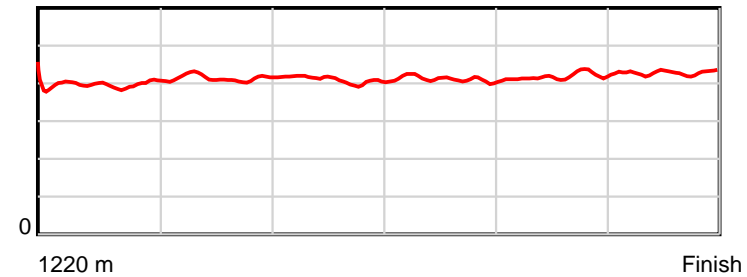
March 12, 2014, Race 3, 3Y MDN-SW, Distance 1220m, Mowbray - Offset 9m

Result	TAB no.	Horse (Barrier)	1220 to	1200m to	1000m to	800m to	600m to	400m to	200m to	Total or	Margin
7th	4	<b>El Boliche (9)</b>	<b>1200m</b>	<b>1000m</b>	<b>800m</b>	<b>600m</b>	<b>400m</b>	<b>200m</b>	<b>WP</b>	<b>Average</b>	
		Position in running (margin)	-	3(3463.3)	3(1.3)	4(2.9)	4(3.0)	6(2.5)	6(6.0)		9.20
		Sectional time (s)	4.40	11.44	12.06	12.02	11.40	12.10	12.73		
		Cumulative time (s)	76.15	71.75	60.31	48.24	36.22	24.82	12.73	1:16.15	
		Speed (m/s)	4.54	17.48	16.58	16.64	17.54	16.53	15.71	16.02	
		Stride length (m)	1.91	6.92	6.84	6.78	7.17	6.90	6.72	6.60	
		Stride duration (s)	0.380	0.396	0.412	0.408	0.409	0.417	0.428	0.412	
		Stride efficiency (%)	5.70	74.93	73.06	71.91	80.43	74.29	70.65	68.17	
		Stride count	10.47	28.88	29.25	29.48	27.88	29.01	29.74	184.71	

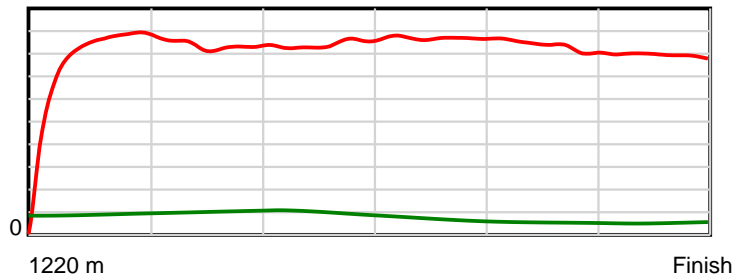
10 m Stride length



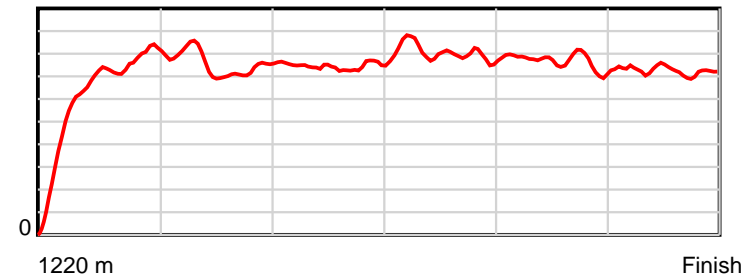
0.6 s Stride duration



20 m/sec Speed



100 % Stride efficiency



Note: Horizontal distance axis grid lines are 200m furlongs.

## Disclaimer.

Tasracing Pty Ltd and Thoroughbred Ratings Pty Ltd accepts no responsibility for the completeness or accuracy of any of the information contained herein, and makes no representations about its suitability for any particular purpose. Users should make their own judgements about those matters and/or seek independent advice. You assume all risks associated with use of the data provided on this page.

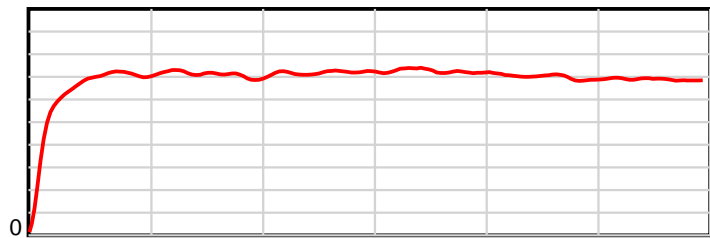


# Race Results

March 12, 2014, Race 3, 3Y MDN-SW, Distance 1220m, Mowbray - Offset 9m

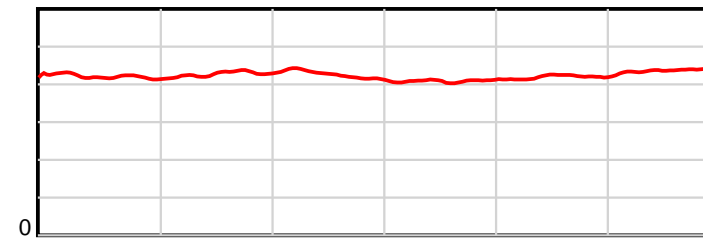
Result	TAB no.	Horse (Barrier)	1220 to	1200m to	1000m to	800m to	600m to	400m to	200m to	Total or	Margin
8th	6	Kardomah (5)	1200m	1000m	800m	600m	400m	200m	WP	Average	
		Position in running (margin)	-	5(3464.3)	9(5.2)	10(6.9)	8(5.3)	8(3.2)	8(7.7)		10.20
		Sectional time (s)	4.54	11.93	12.07	11.74	11.12	12.26	12.67		
		Cumulative time (s)	76.34	71.80	59.87	47.80	36.06	24.94	12.67	1:16.34	
		Speed (m/s)	4.40	16.76	16.57	17.04	17.99	16.31	15.79	15.98	
		Stride length (m)	2.11	7.05	7.08	7.25	7.35	6.83	6.91	6.81	
		Stride duration (s)	0.398	0.421	0.427	0.426	0.409	0.419	0.438	0.426	
		Stride efficiency (%)	6.94	77.74	78.26	82.12	84.50	72.80	74.66	72.48	
		Stride count	9.49	28.36	28.26	27.59	27.20	29.30	28.93	179.13	

10 m Stride length



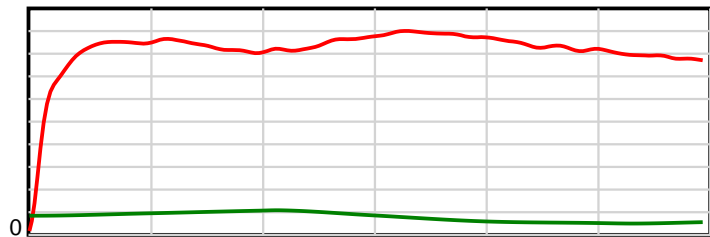
1220 m Finish

0.6 s Stride duration



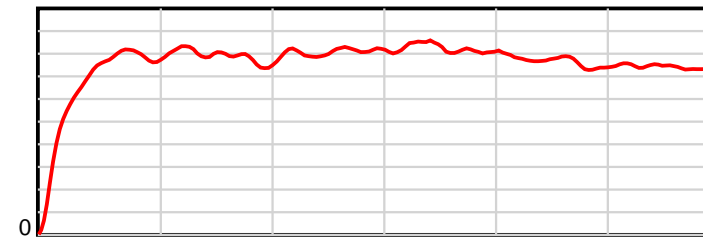
1220 m Finish

20 m/sec Speed



1220 m Finish

100 % Stride efficiency



1220 m Finish

Note: Horizontal distance axis grid lines are 200m furlongs.

## Disclaimer.

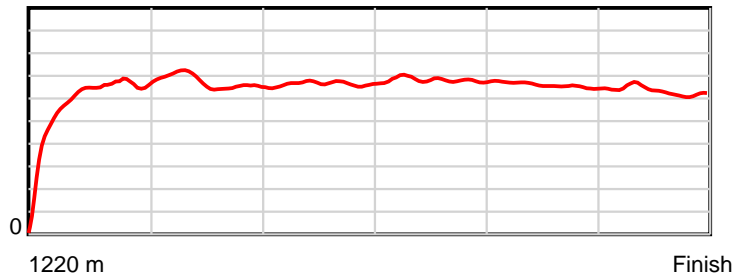
Tasracing Pty Ltd and Thoroughbred Ratings Pty Ltd accepts no responsibility for the completeness or accuracy of any of the information contained herein, and makes no representations about its suitability for any particular purpose. Users should make their own judgements about those matters and/or seek independent advice. You assume all risks associated with use of the data provided on this page.

# Race Results

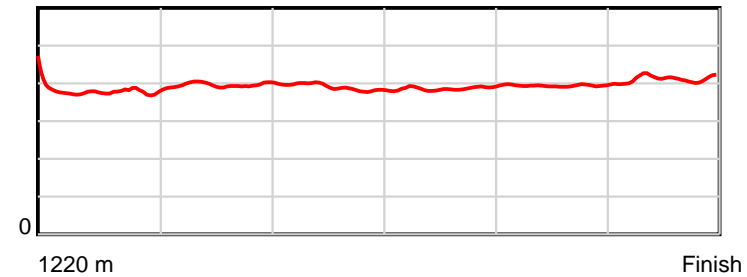
March 12, 2014, Race 3, 3Y MDN-SW, Distance 1220m, Mowbray - Offset 9m

Result	TAB no.	Horse (Barrier)	1220 to	1200m to	1000m to	800m to	600m to	400m to	200m to	Total or	Margin
9th	9	<b>Fleur Danseur (8)</b>	<b>1200m</b>	<b>1000m</b>	<b>800m</b>	<b>600m</b>	<b>400m</b>	<b>200m</b>	<b>WP</b>	<b>Average</b>	
		Position in running (margin)	-	6(3464.4)	5(2.3)	6(4.0)	5(3.4)	3(1.6)	3(4.5)		10.40
		Sectional time (s)	4.80	11.42	12.09	11.89	11.17	12.00	13.01		
		Cumulative time (s)	76.38	71.58	60.17	48.08	36.19	25.01	13.01	1:16.37	
		Speed (m/s)	4.16	17.51	16.54	16.82	17.91	16.67	15.37	15.97	
		Stride length (m)	2.13	6.56	6.55	6.54	6.91	6.57	6.34	6.36	
		Stride duration (s)	0.410	0.375	0.396	0.389	0.386	0.394	0.412	0.398	
		Stride efficiency (%)	7.10	67.25	67.00	66.89	74.65	67.46	62.72	63.14	
		Stride count	9.38	30.49	30.54	30.57	28.94	30.44	31.57	191.93	

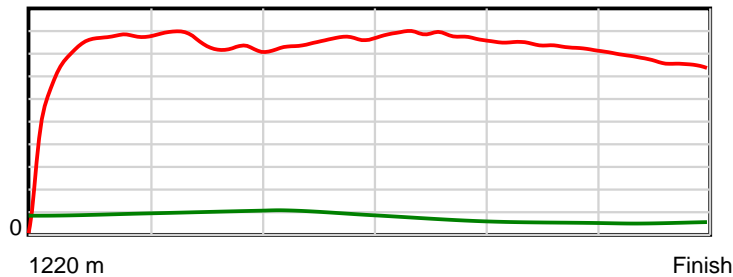
10 m Stride length



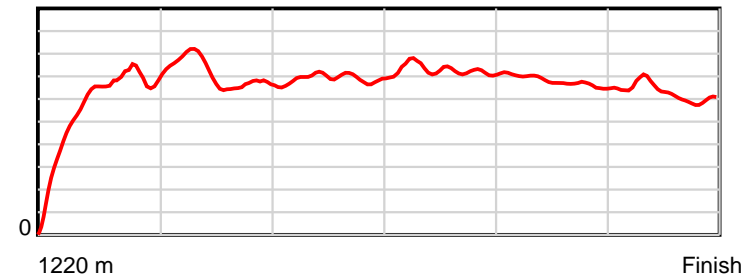
0.6 s Stride duration



20 m/sec Speed



100 % Stride efficiency



Note: Horizontal distance axis grid lines are 200m furlongs.

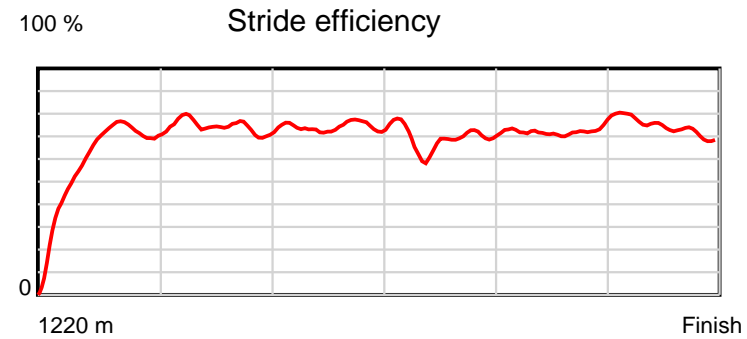
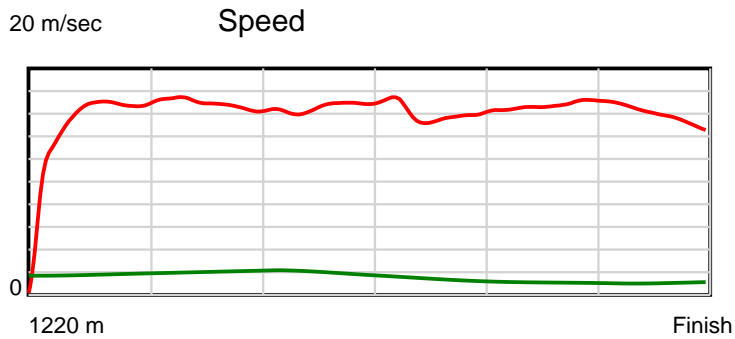
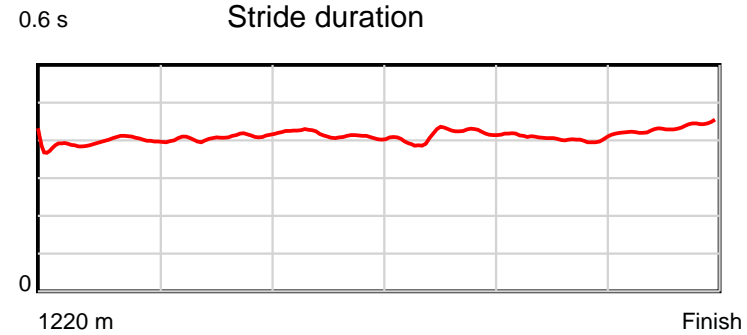
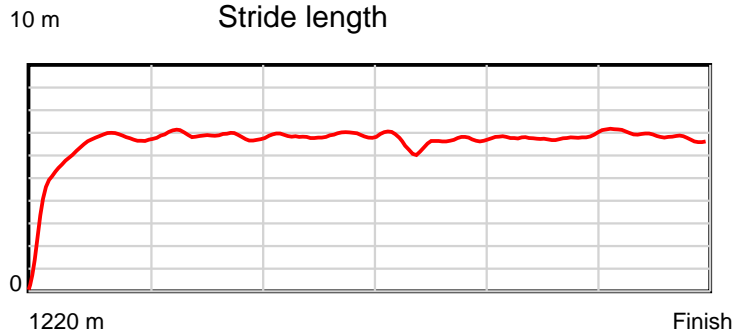
**Disclaimer.**

Tasracing Pty Ltd and Thoroughbred Ratings Pty Ltd accepts no responsibility for the completeness or accuracy of any of the information contained herein, and makes no representations about its suitability for any particular purpose. Users should make their own judgements about those matters and/or seek independent advice. You assume all risks associated with use of the data provided on this page.

# Race Results

March 12, 2014, Race 3, 3Y MDN-SW, Distance 1220m, Mowbray - Offset 9m

Result	TAB no.	Horse (Barrier)	1220 to	1200m to	1000m to	800m to	600m to	400m to	200m to	Total or	Margin
10th	7	Porto (3)	1200m	1000m	800m	600m	400m	200m	WP	Average	
		Position in running (margin)	-	7(3464.5)	10(5.6)	9(6.1)	10(7.7)	10(12.3)	10(15.1)		18.40
		Sectional time (s)	4.78	11.96	11.89	12.27	12.24	11.98	12.84		
		Cumulative time (s)	77.96	73.18	61.22	49.33	37.06	24.82	12.84	1:17.95	
		Speed (m/s)	4.19	16.72	16.82	16.30	16.34	16.69	15.58	15.65	
		Stride length (m)	2.15	6.63	6.85	6.75	6.72	6.77	6.78	6.52	
		Stride duration (s)	0.404	0.397	0.407	0.414	0.412	0.406	0.435	0.417	
		Stride efficiency (%)	7.19	68.70	73.24	71.12	70.64	71.67	71.81	66.43	
		Stride count	9.32	30.16	29.21	29.65	29.75	29.53	29.50	187.12	



Note: Horizontal distance axis grid lines are 200m furlongs.

**Disclaimer.**

Tasracing Pty Ltd and Thoroughbred Ratings Pty Ltd accepts no responsibility for the completeness or accuracy of any of the information contained herein, and makes no representations about its suitability for any particular purpose. Users should make their own judgements about those matters and/or seek independent advice. You assume all risks associated with use of the data provided on this page.