



## Race Results

Tasmanian Racing Club, Hobart, March 23, 2014

Compilation date: March 24, 2014, 8:47:20 AM (EST)

Copyright © 2014 Tasracing Pty Ltd. All rights reserved.

### Trademarks.

StrideMASTER is a registered trademark of Thoroughbred Ratings Pty Ltd.

### Disclaimer.

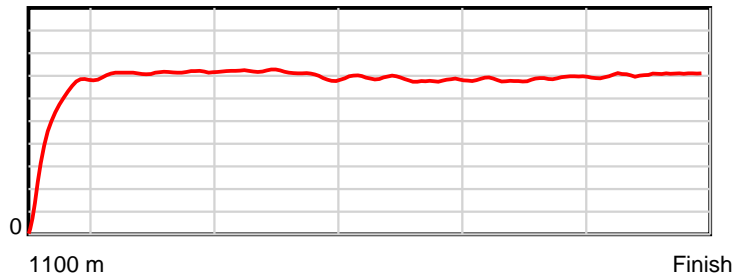
Tasracing Pty Ltd and Thoroughbred Ratings Pty Ltd accepts no responsibility for the completeness or accuracy of any of the information contained herein, and makes no representations about its suitability for any particular purpose. Users should make their own judgements about those matters and/or seek independent advice. You assume all risks associated with use of the data provided on this page.

# Race Results

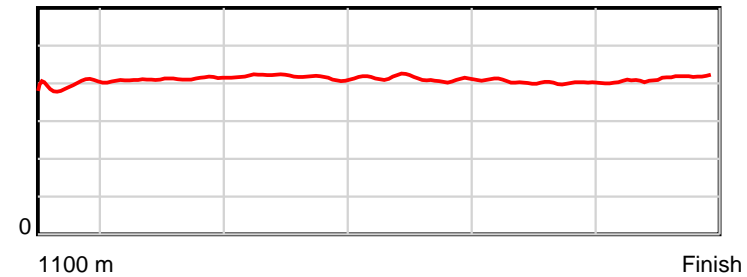
March 23, 2014, Race 3, CL1, Distance 1100m, Elwick Course Proper - Offset 2m

Result	TAB no.	Horse (Barrier)	1100 to	1000m to	800m to	600m to	400m to	200m to	Total or	Margin
1st	3	<b>Lazy Democracy (3)</b>	<b>1000m</b>	<b>800m</b>	<b>600m</b>	<b>400m</b>	<b>200m</b>	<b>WP</b>	<b>Average</b>	
		Position in running (margin)	-	4(2.3)	4(2.5)	4(1.8)	3(2.1)	2(0.8)		0.00
		Sectional time (s)	9.31	11.19	11.69	12.15	11.72	11.63		
		Cumulative time (s)	67.68	58.37	47.18	35.49	23.34	11.63	1:07.68	
		Speed (m/s)	10.74	17.87	17.11	16.46	17.06	17.20	16.25	
		Stride length (m)	4.36	7.34	7.14	6.78	6.89	7.07	6.67	
		Stride duration (s)	0.385	0.410	0.417	0.412	0.404	0.411	0.410	
		Stride efficiency (%)	29.77	84.09	79.67	71.94	74.13	78.18	69.47	
		Stride count	22.91	27.26	28.01	29.48	29.04	28.28	164.98	

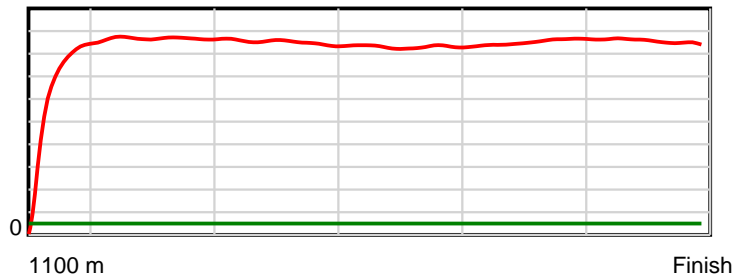
10 m Stride length



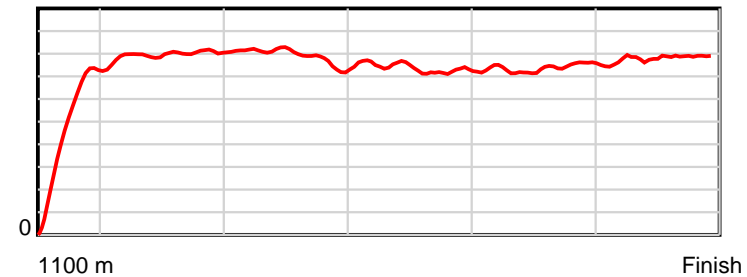
0.6 s Stride duration



20 m/sec Speed



100 % Stride efficiency



Note: Horizontal distance axis grid lines are 200m furlongs.

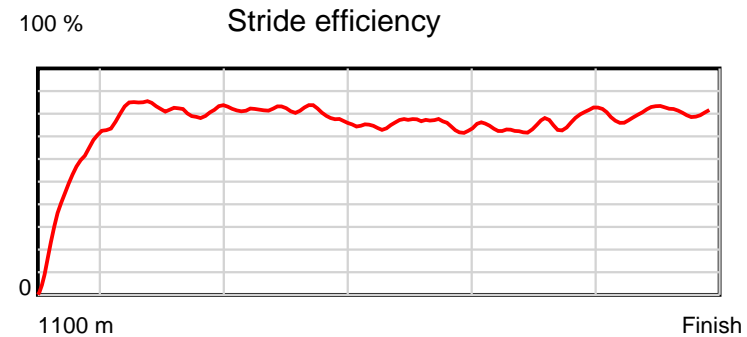
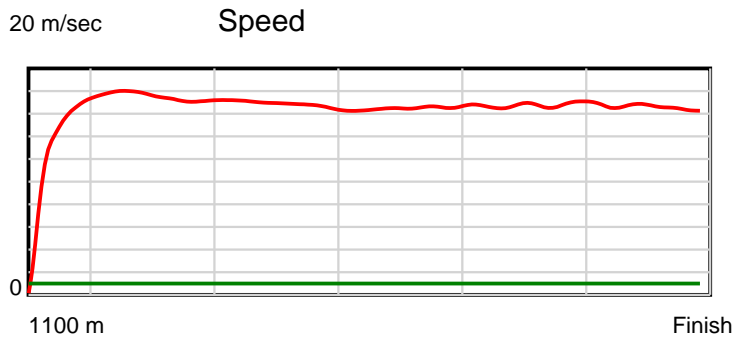
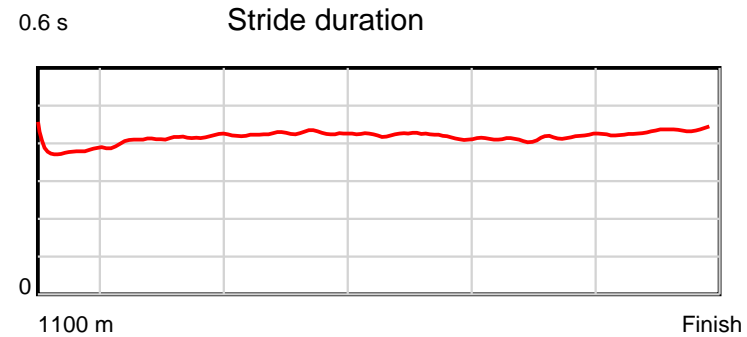
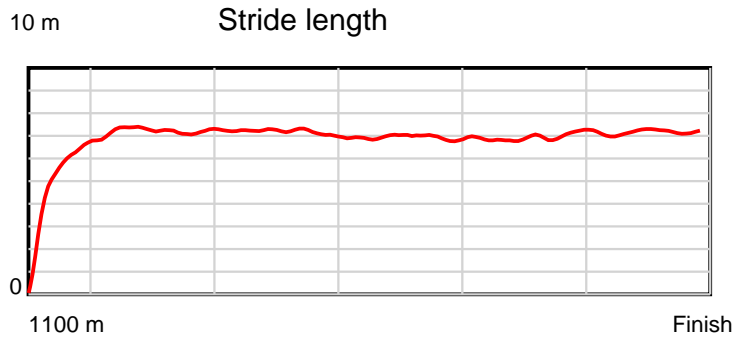
**Disclaimer.**

Tasracing Pty Ltd and Thoroughbred Ratings Pty Ltd accepts no responsibility for the completeness or accuracy of any of the information contained herein, and makes no representations about its suitability for any particular purpose. Users should make their own judgements about those matters and/or seek independent advice. You assume all risks associated with use of the data provided on this page.

# Race Results

March 23, 2014, Race 3, CL1, Distance 1100m, Elwick Course Proper - Offset 2m

Result	TAB no.	Horse (Barrier)	1100 to	1000m to	800m to	600m to	400m to	200m to	Total or	Margin
2nd	2	Lander Dollar (4)	1000m	800m	600m	400m	200m	WP	Average	
		Position in running (margin)	-	2(0.5)	1(0.0)	1(0.0)	1(0.0)	1(0.0)		1.80
		Sectional time (s)	9.16	11.08	11.81	12.09	11.94	11.94		
		Cumulative time (s)	68.01	58.85	47.78	35.97	23.88	11.94	1:08.01	
		Speed (m/s)	10.91	18.05	16.93	16.54	16.75	16.75	16.17	
		Stride length (m)	4.71	7.42	7.20	6.94	6.94	7.24	6.82	
		Stride duration (s)	0.393	0.411	0.425	0.419	0.414	0.432	0.422	
		Stride efficiency (%)	34.61	85.96	81.07	75.24	75.22	81.84	72.69	
		Stride count	21.25	26.97	27.77	28.82	28.83	27.64	161.28	



Note: Horizontal distance axis grid lines are 200m furlongs.

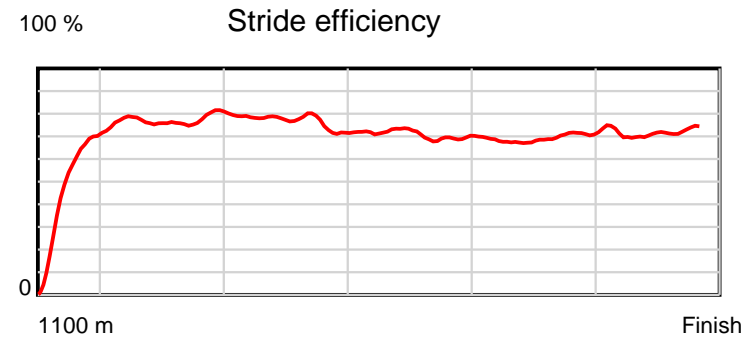
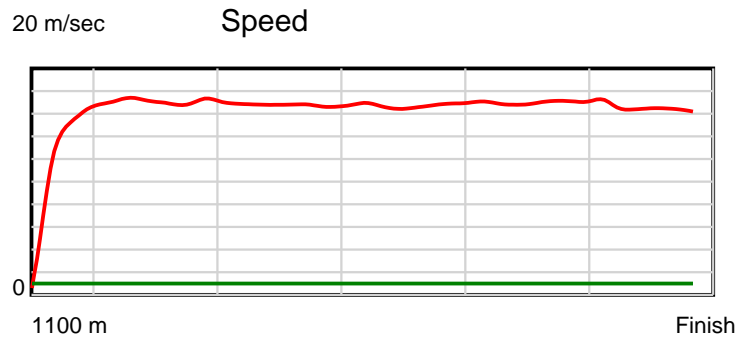
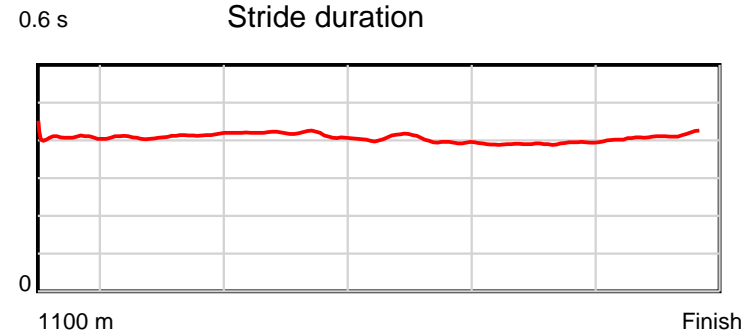
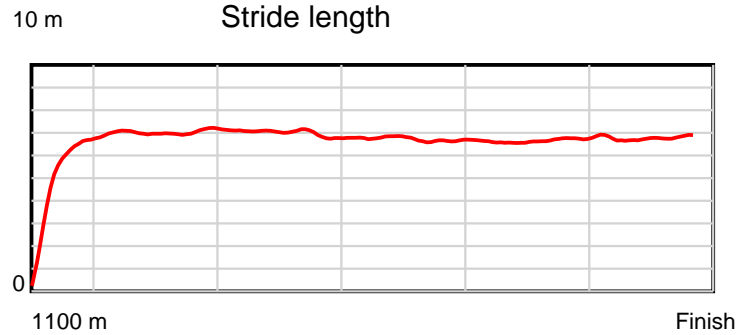
**Disclaimer.**

Tasracing Pty Ltd and Thoroughbred Ratings Pty Ltd accepts no responsibility for the completeness or accuracy of any of the information contained herein, and makes no representations about its suitability for any particular purpose. Users should make their own judgements about those matters and/or seek independent advice. You assume all risks associated with use of the data provided on this page.

# Race Results

March 23, 2014, Race 3, CL1, Distance 1100m, Elwick Course Proper - Offset 2m

Result	TAB no.	Horse (Barrier)	1100 to	1000m to	800m to	600m to	400m to	200m to	Total or	Margin
3rd	5	Ritzy Bar (5)	1000m	800m	600m	400m	200m	WP	Average	
		Position in running (margin)	-	5(2.8)	5(4.2)	5(3.9)	5(2.9)	4(2.0)		4.80
		Sectional time (s)	9.62	11.38	11.77	11.92	11.79	12.10		
		Cumulative time (s)	68.58	58.96	47.58	35.81	23.89	12.10	1:08.57	
		Speed (m/s)	10.40	17.57	16.99	16.78	16.96	16.53	16.04	
		Stride length (m)	4.73	7.19	7.11	6.75	6.64	6.79	6.61	
		Stride duration (s)	0.421	0.409	0.419	0.402	0.391	0.411	0.412	
		Stride efficiency (%)	35.01	80.84	79.09	71.10	68.82	71.98	68.36	
		Stride count	21.13	27.81	28.11	29.65	30.14	29.47	166.31	



Note: Horizontal distance axis grid lines are 200m furlongs.

**Disclaimer.**

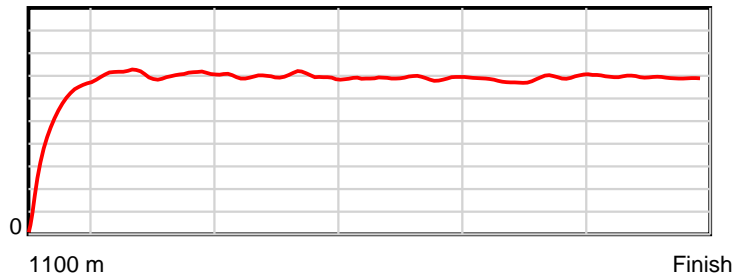
Tasracing Pty Ltd and Thoroughbred Ratings Pty Ltd accepts no responsibility for the completeness or accuracy of any of the information contained herein, and makes no representations about its suitability for any particular purpose. Users should make their own judgements about those matters and/or seek independent advice. You assume all risks associated with use of the data provided on this page.

# Race Results

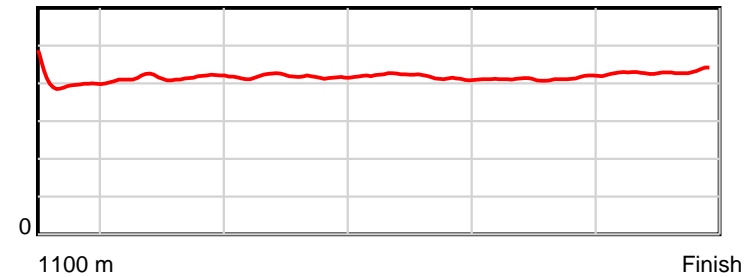
March 23, 2014, Race 3, CL1, Distance 1100m, Elwick Course Proper - Offset 2m

Result	TAB no.	Horse (Barrier)	1100 to	1000m to	800m to	600m to	400m to	200m to	Total or	Margin
4th	6	Neconni Girl (1)	1000m	800m	600m	400m	200m	WP	Average	
		Position in running (margin)	-	1(0.0)	3(1.5)	3(1.8)	4(2.1)	5(2.8)		7.10
		Sectional time (s)	9.22	11.40	11.86	12.15	12.04	12.35		
		Cumulative time (s)	69.02	59.80	48.40	36.54	24.39	12.35	1:09.01	
		Speed (m/s)	10.85	17.54	16.86	16.46	16.61	16.19	15.94	
		Stride length (m)	4.79	7.27	7.03	6.88	6.86	6.96	6.71	
		Stride duration (s)	0.412	0.414	0.417	0.418	0.413	0.430	0.421	
		Stride efficiency (%)	35.93	82.55	77.21	73.93	73.44	75.67	70.46	
		Stride count	20.86	27.52	28.45	29.08	29.17	28.74	163.82	

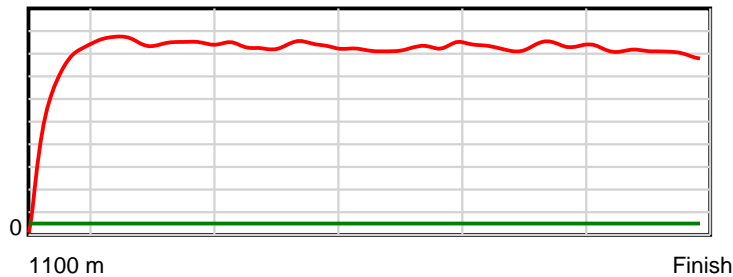
10 m Stride length



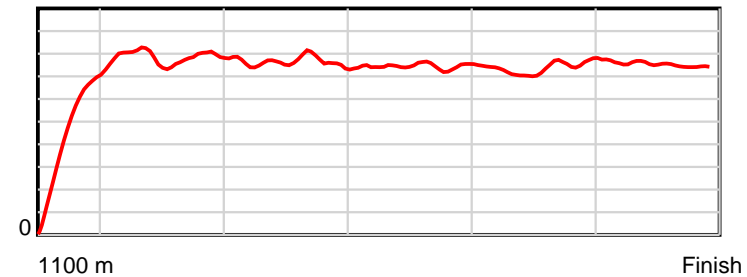
0.6 s Stride duration



20 m/sec Speed



100 % Stride efficiency



Note: Horizontal distance axis grid lines are 200m furlongs.

## Disclaimer.

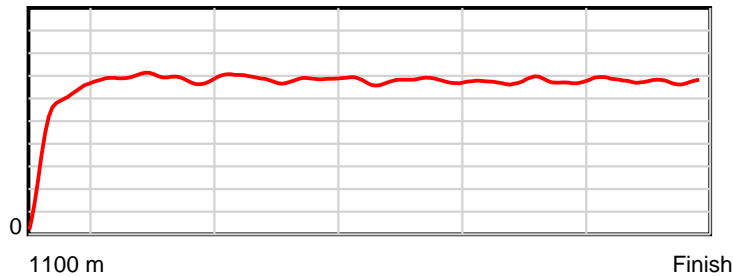
Tasracing Pty Ltd and Thoroughbred Ratings Pty Ltd accepts no responsibility for the completeness or accuracy of any of the information contained herein, and makes no representations about its suitability for any particular purpose. Users should make their own judgements about those matters and/or seek independent advice. You assume all risks associated with use of the data provided on this page.

# Race Results

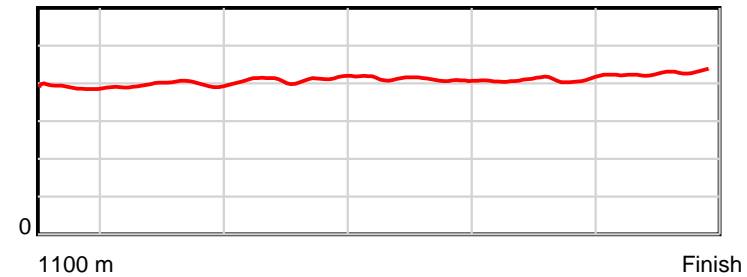
March 23, 2014, Race 3, CL1, Distance 1100m, Elwick Course Proper - Offset 2m

Result	TAB no.	Horse (Barrier)	1100 to	1000m to	800m to	600m to	400m to	200m to	Total or	Margin
5th	7	Ruby's for Me (2)	1000m	800m	600m	400m	200m	WP	Average	
		Position in running (margin)	-	3(0.5)	2(0.5)	2(0.6)	2(0.5)	3(1.3)		8.60
		Sectional time (s)	9.60	11.16	11.82	12.07	12.07	12.58		
		Cumulative time (s)	69.31	59.71	48.54	36.72	24.65	12.58	1:09.31	
		Speed (m/s)	10.42	17.92	16.92	16.57	16.57	15.90	15.87	
		Stride length (m)	4.57	7.11	6.93	6.82	6.76	6.80	6.58	
		Stride duration (s)	0.384	0.397	0.410	0.412	0.408	0.427	0.414	
		Stride efficiency (%)	32.57	78.89	74.97	72.71	71.49	72.17	67.60	
		Stride count	21.90	28.15	28.87	29.32	29.57	29.43	167.24	

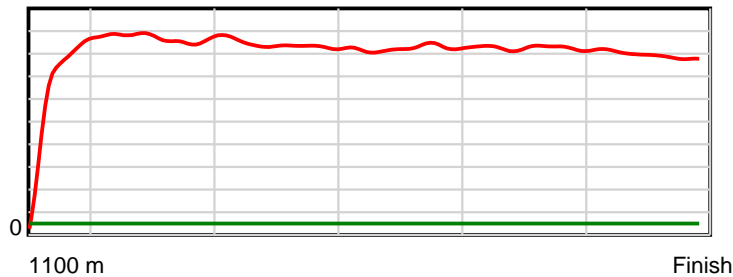
10 m Stride length



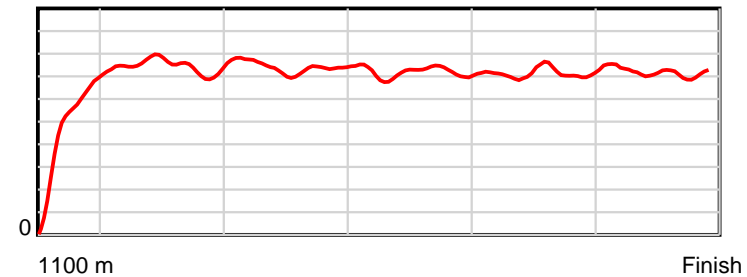
0.6 s Stride duration



20 m/sec Speed



100 % Stride efficiency



Note: Horizontal distance axis grid lines are 200m furlongs.

**Disclaimer.**

Tasracing Pty Ltd and Thoroughbred Ratings Pty Ltd accepts no responsibility for the completeness or accuracy of any of the information contained herein, and makes no representations about its suitability for any particular purpose. Users should make their own judgements about those matters and/or seek independent advice. You assume all risks associated with use of the data provided on this page.