



## Race Results

Tasmanian Racing Club, Hobart, March 23, 2014

Compilation date: March 24, 2014, 8:48:11 AM (EST)

Copyright © 2014 Tasracing Pty Ltd. All rights reserved.

### Trademarks.

StrideMASTER is a registered trademark of Thoroughbred Ratings Pty Ltd.

### Disclaimer.

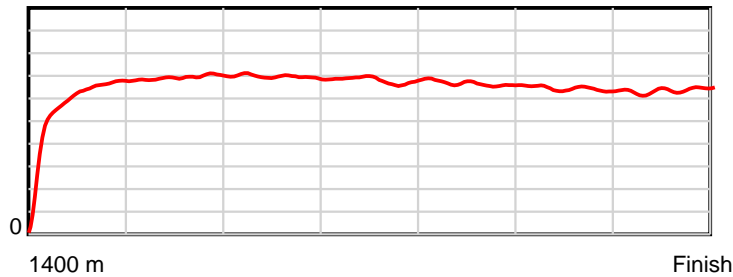
Tasracing Pty Ltd and Thoroughbred Ratings Pty Ltd accepts no responsibility for the completeness or accuracy of any of the information contained herein, and makes no representations about its suitability for any particular purpose. Users should make their own judgements about those matters and/or seek independent advice. You assume all risks associated with use of the data provided on this page.

# Race Results

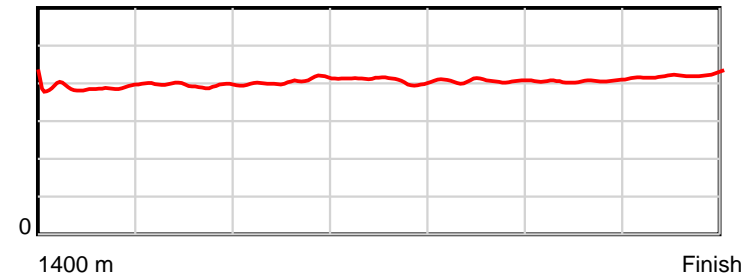
March 23, 2014, Race 4, MDN-SW, Distance 1400m, Elwick Course Proper - Offset 2m

Result	TAB no.	Horse (Barrier)	1400 to	1200m to	1000m to	800m to	600m to	400m to	200m to	Total or	Margin
1st	11	Alive (9)	1200m	1000m	800m	600m	400m	200m	WP	Average	
		Position in running (margin)	-	9(4.4)	7(4.7)	8(6.3)	8(4.9)	6(3.9)	2(1.7)		0.00
		Sectional time (s)	15.15	11.15	11.62	12.22	13.31	12.83	13.04		
		Cumulative time (s)	89.31	74.16	63.01	51.40	39.18	25.87	13.04	1:29.31	
		Speed (m/s)	13.20	17.94	17.21	16.37	15.03	15.59	15.34	15.68	
		Stride length (m)	5.13	7.10	6.97	6.66	6.10	6.35	6.47	6.33	
		Stride duration (s)	0.390	0.395	0.405	0.407	0.406	0.407	0.422	0.404	
		Stride efficiency (%)	41.13	78.68	75.87	69.40	58.15	62.92	65.47	62.66	
		Stride count	38.98	28.19	28.70	30.01	32.78	31.52	30.90	221.08	

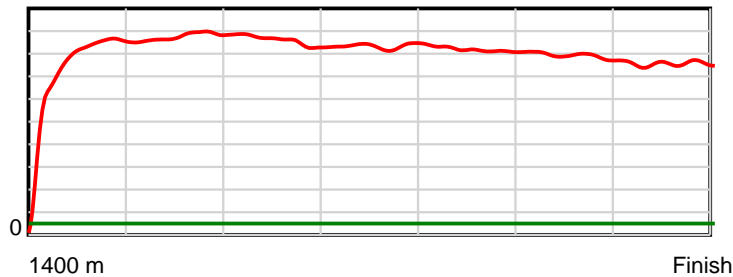
10 m Stride length



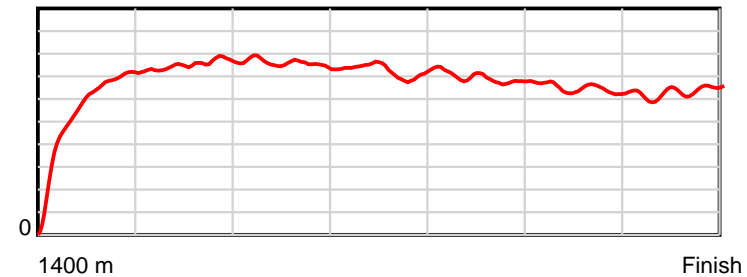
0.6 s Stride duration



20 m/sec Speed



100 % Stride efficiency



Note: Horizontal distance axis grid lines are 200m furlongs.

## Disclaimer.

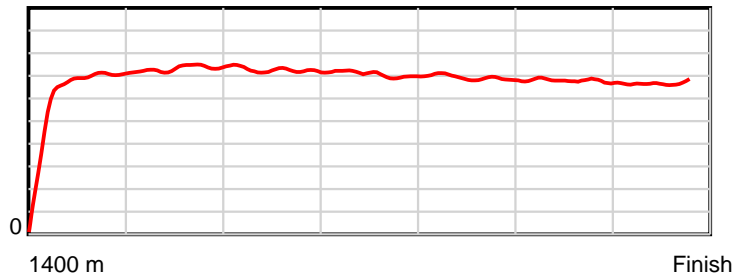
Tasracing Pty Ltd and Thoroughbred Ratings Pty Ltd accepts no responsibility for the completeness or accuracy of any of the information contained herein, and makes no representations about its suitability for any particular purpose. Users should make their own judgements about those matters and/or seek independent advice. You assume all risks associated with use of the data provided on this page.

# Race Results

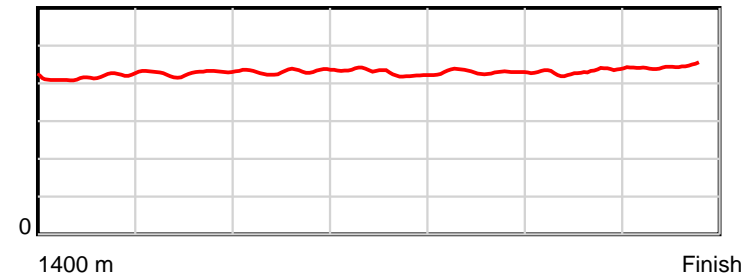
March 23, 2014, Race 4, MDN-SW, Distance 1400m, Elwick Course Proper - Offset 2m

Result	TAB no.	Horse (Barrier)	1400 to	1200m to	1000m to	800m to	600m to	400m to	200m to	Total or	Margin
2nd	1	Must Confess (5)	1200m	1000m	800m	600m	400m	200m	WP	Average	
		Position in running (margin)	-	10(10.1)	11(9.2)	11(10.2)	10(8.1)	7(3.9)	3(1.8)		3.00
		Sectional time (s)	16.61	10.95	11.51	12.09	12.79	12.84	13.10		
		Cumulative time (s)	89.89	73.28	62.33	50.82	38.72	25.93	13.10	1:29.89	
		Speed (m/s)	12.04	18.26	17.38	16.54	15.64	15.58	15.27	15.57	
		Stride length (m)	5.11	7.81	7.47	7.14	6.70	6.68	6.78	6.71	
		Stride duration (s)	0.417	0.428	0.430	0.432	0.428	0.429	0.444	0.431	
		Stride efficiency (%)	40.87	95.40	87.16	79.73	70.07	69.83	71.88	70.27	
		Stride count	39.11	25.60	26.78	28.00	29.87	29.92	29.49	208.77	

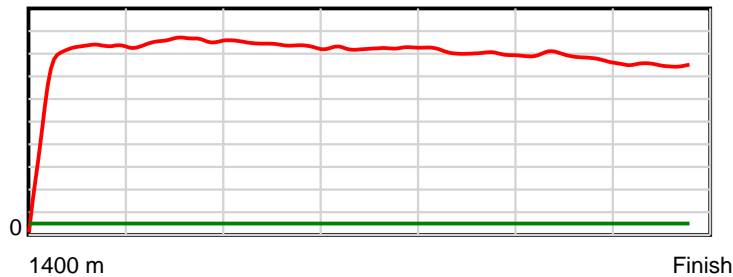
10 m Stride length



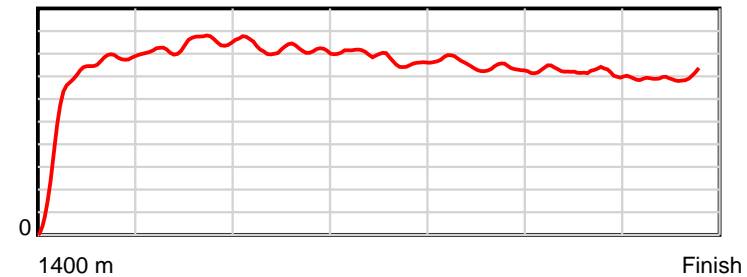
0.6 s Stride duration



20 m/sec Speed



100 % Stride efficiency



Note: Horizontal distance axis grid lines are 200m furlongs.

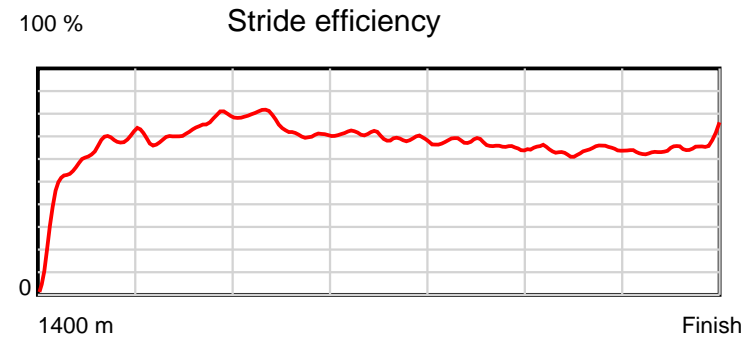
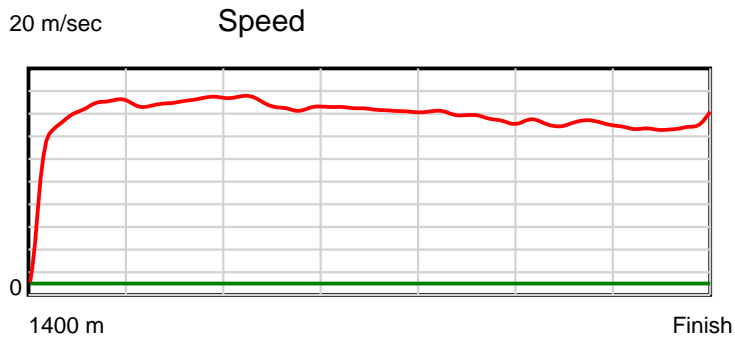
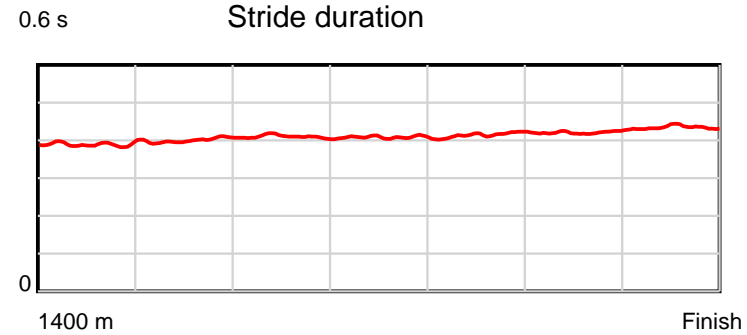
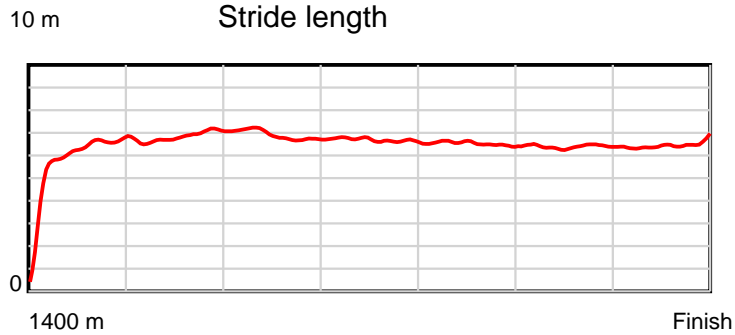
## Disclaimer.

Tasracing Pty Ltd and Thoroughbred Ratings Pty Ltd accepts no responsibility for the completeness or accuracy of any of the information contained herein, and makes no representations about its suitability for any particular purpose. Users should make their own judgements about those matters and/or seek independent advice. You assume all risks associated with use of the data provided on this page.

# Race Results

March 23, 2014, Race 4, MDN-SW, Distance 1400m, Elwick Course Proper - Offset 2m

Result	TAB no.	Horse (Barrier)	1400 to	1200m to	1000m to	800m to	600m to	400m to	200m to	Total or	Margin
3rd	7	<b>Frogmoor Louie (7)</b>	<b>1200m</b>	<b>1000m</b>	<b>800m</b>	<b>600m</b>	<b>400m</b>	<b>200m</b>	<b>WP</b>	<b>Average</b>	
		Position in running (margin)	-	6(4.0)	10(5.4)	9(7.7)	9(7.4)	11(7.9)	10(8.9)		8.30
		Sectional time (s)	15.42	11.32	11.73	12.40	13.57	13.35	13.13		
		Cumulative time (s)	90.93	75.51	64.19	52.46	40.06	26.48	13.13	1:30.93	
		Speed (m/s)	12.97	17.67	17.05	16.13	14.74	14.98	15.23	15.40	
		Stride length (m)	5.08	7.06	6.99	6.59	6.09	6.31	6.61	6.32	
		Stride duration (s)	0.397	0.400	0.410	0.409	0.413	0.421	0.434	0.411	
		Stride efficiency (%)	40.34	77.87	76.25	67.87	57.93	62.17	68.32	62.44	
		Stride count	39.36	28.33	28.63	30.35	32.85	31.71	30.25	221.48	



Note: Horizontal distance axis grid lines are 200m furlongs.

**Disclaimer.**

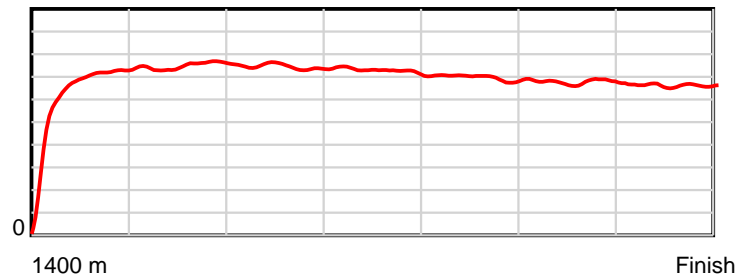
Tasracing Pty Ltd and Thoroughbred Ratings Pty Ltd accepts no responsibility for the completeness or accuracy of any of the information contained herein, and makes no representations about its suitability for any particular purpose. Users should make their own judgements about those matters and/or seek independent advice. You assume all risks associated with use of the data provided on this page.

# Race Results

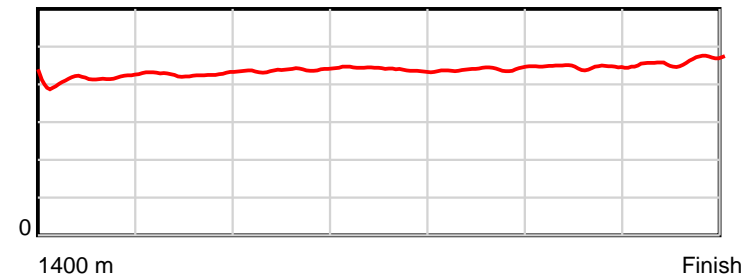
March 23, 2014, Race 4, MDN-SW, Distance 1400m, Elwick Course Proper - Offset 2m

Result	TAB no.	Horse (Barrier)	1400 to	1200m to	1000m to	800m to	600m to	400m to	200m to	Total or	Margin
4th	3	<b>Flying Verdict (8)</b>	<b>1200m</b>	<b>1000m</b>	<b>800m</b>	<b>600m</b>	<b>400m</b>	<b>200m</b>	<b>WP</b>	<b>Average</b>	
		Position in running (margin)	-	3(1.7)	3(2.2)	5(4.2)	5(3.8)	9(4.4)	4(5.0)		8.60
		Sectional time (s)	15.05	11.20	11.67	12.38	13.59	13.30	13.81		
		Cumulative time (s)	90.99	75.94	64.74	53.07	40.69	27.11	13.81	1:30.98	
		Speed (m/s)	13.29	17.86	17.14	16.16	14.72	15.04	14.48	15.39	
		Stride length (m)	5.60	7.63	7.50	7.11	6.49	6.70	6.70	6.75	
		Stride duration (s)	0.415	0.427	0.438	0.440	0.441	0.446	0.463	0.439	
		Stride efficiency (%)	48.97	90.93	87.92	78.95	65.77	70.21	70.15	71.29	
		Stride count	35.73	26.22	26.66	28.14	30.83	29.84	29.85	207.27	

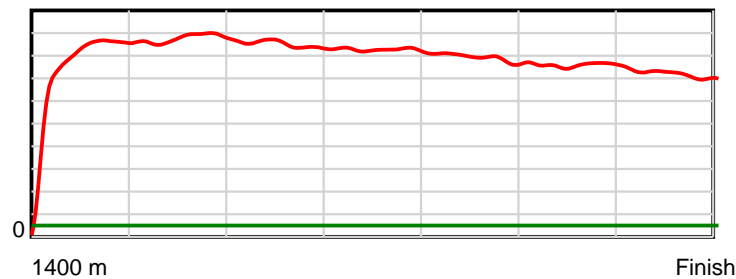
10 m Stride length



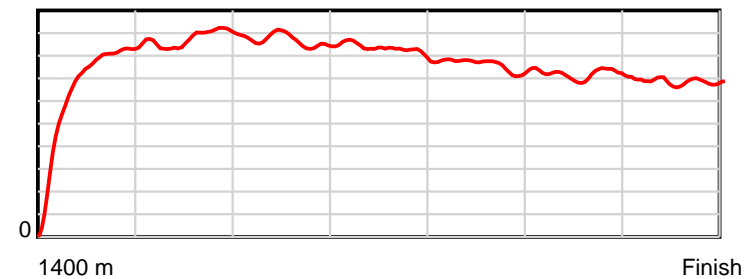
0.6 s Stride duration



20 m/sec Speed



100 % Stride efficiency



Note: Horizontal distance axis grid lines are 200m furlongs.

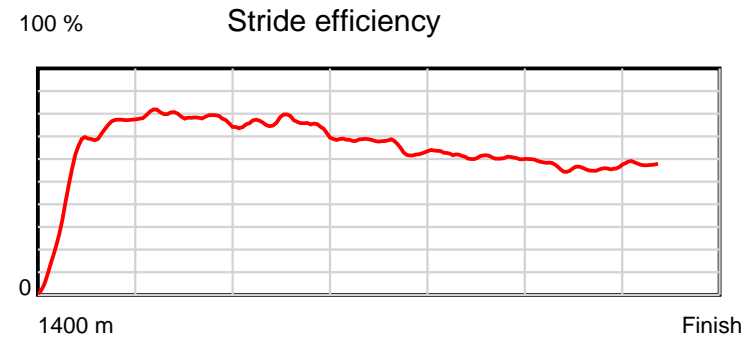
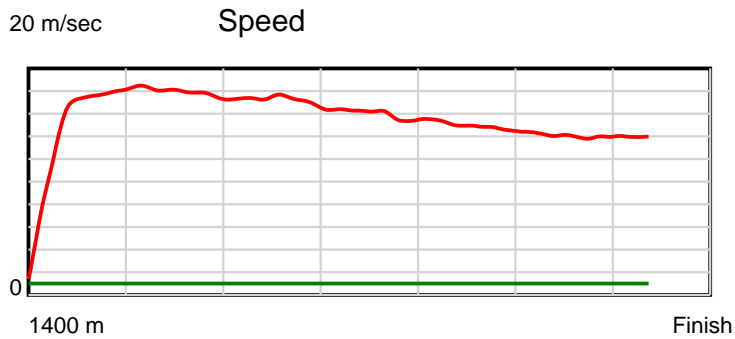
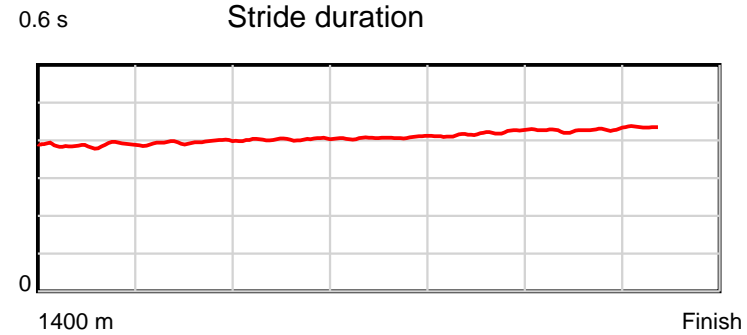
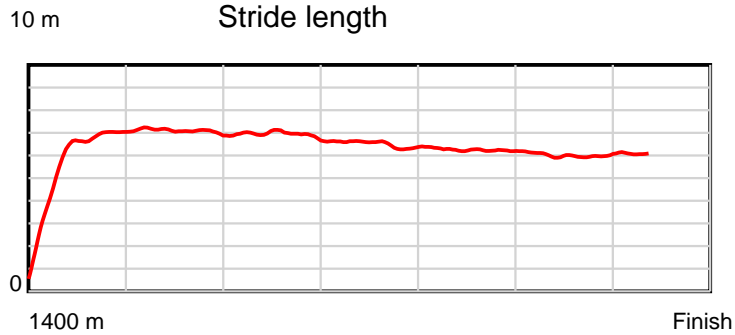
## Disclaimer.

Tasracing Pty Ltd and Thoroughbred Ratings Pty Ltd accepts no responsibility for the completeness or accuracy of any of the information contained herein, and makes no representations about its suitability for any particular purpose. Users should make their own judgements about those matters and/or seek independent advice. You assume all risks associated with use of the data provided on this page.

# Race Results

March 23, 2014, Race 4, MDN-SW, Distance 1400m, Elwick Course Proper - Offset 2m

Result	TAB no.	Horse (Barrier)	1400 to	1200m to	1000m to	800m to	600m to	400m to	200m to	Total or	Margin
5th	8	Lady Spencer (4)	1200m	1000m	800m	600m	400m	200m	WP	Average	
		Position in running (margin)	-	11(16.1)	8(5.0)	4(3.7)	4(3.1)	1(0.0)	1(0.0)		9.10
		Sectional time (s)	18.16	9.25	11.13	12.35	12.97	13.19	14.04		
		Cumulative time (s)	91.09	72.93	63.68	52.55	40.20	27.23	14.04	1:31.09	
		Speed (m/s)	11.02	21.62	17.97	16.19	15.42	15.16	14.25	15.37	
		Stride length (m)	4.95	8.46	7.18	6.54	6.32	6.43	6.15	6.43	
		Stride duration (s)	0.413	0.391	0.400	0.404	0.410	0.424	0.432	0.418	
		Stride efficiency (%)	38.28	111.91	80.58	66.75	62.48	64.60	59.16	64.61	
		Stride count	40.41	23.63	27.85	30.60	31.63	31.11	32.50	217.73	



Note: Horizontal distance axis grid lines are 200m furlongs.

**Disclaimer.**

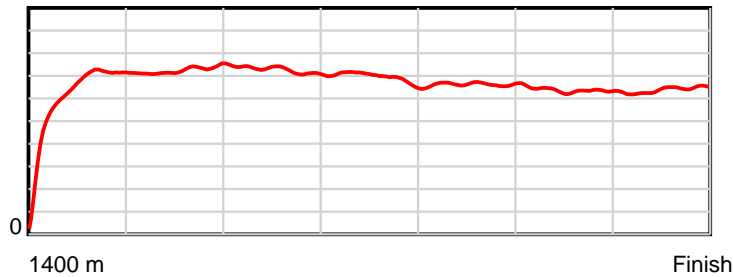
Tasracing Pty Ltd and Thoroughbred Ratings Pty Ltd accepts no responsibility for the completeness or accuracy of any of the information contained herein, and makes no representations about its suitability for any particular purpose. Users should make their own judgements about those matters and/or seek independent advice. You assume all risks associated with use of the data provided on this page.

# Race Results

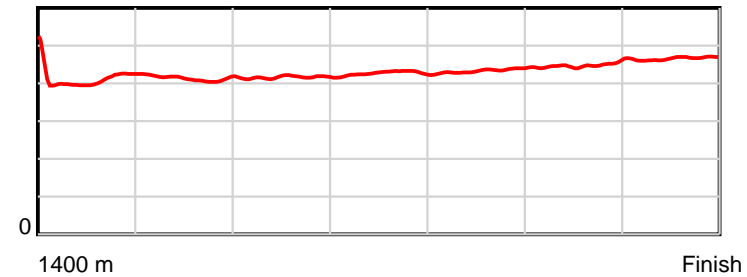
March 23, 2014, Race 4, MDN-SW, Distance 1400m, Elwick Course Proper - Offset 2m

Result	TAB no.	Horse (Barrier)	1400 to	1200m to	1000m to	800m to	600m to	400m to	200m to	Total or	Margin
6th	12	Down to the Wi... (1)	1200m	1000m	800m	600m	400m	200m	WP	Average	
		Position in running (margin)	-	1(0.0)	1(0.0)	1(0.0)	1(0.0)	2(1.2)	5(6.2)		13.40
		Sectional time (s)	14.92	11.10	11.34	12.45	13.69	14.02	14.42		
		Cumulative time (s)	91.95	77.03	65.92	54.58	42.14	28.44	14.42	1:31.95	
		Speed (m/s)	13.40	18.02	17.64	16.06	14.61	14.27	13.87	15.23	
		Stride length (m)	5.75	7.44	7.33	6.85	6.34	6.40	6.46	6.61	
		Stride duration (s)	0.417	0.413	0.416	0.426	0.434	0.449	0.466	0.434	
		Stride efficiency (%)	51.73	86.59	84.00	73.37	62.84	64.02	65.28	68.26	
		Stride count	34.76	26.87	27.28	29.19	31.54	31.25	30.94	211.83	

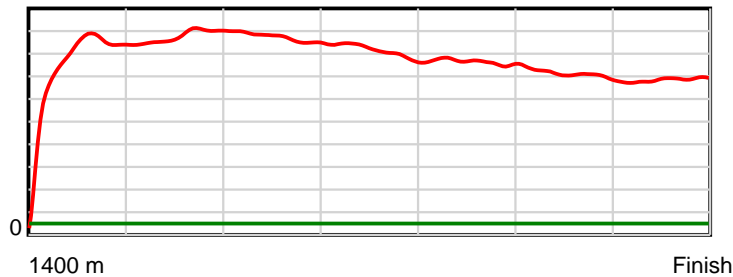
10 m Stride length



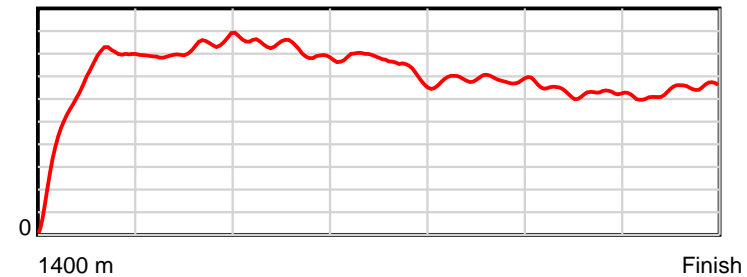
0.6 s Stride duration



20 m/sec Speed



100 % Stride efficiency



Note: Horizontal distance axis grid lines are 200m furlongs.

## Disclaimer.

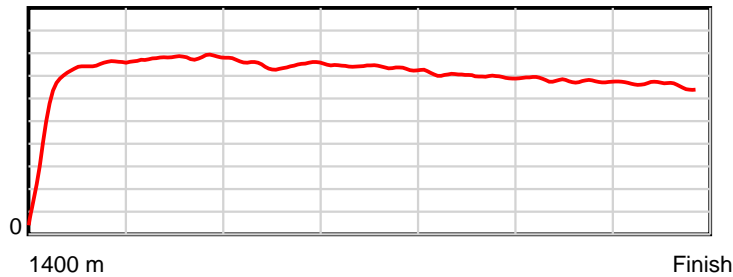
Tasracing Pty Ltd and Thoroughbred Ratings Pty Ltd accepts no responsibility for the completeness or accuracy of any of the information contained herein, and makes no representations about its suitability for any particular purpose. Users should make their own judgements about those matters and/or seek independent advice. You assume all risks associated with use of the data provided on this page.

# Race Results

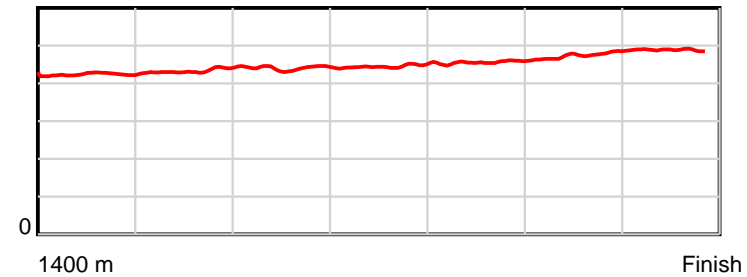
March 23, 2014, Race 4, MDN-SW, Distance 1400m, Elwick Course Proper - Offset 2m

Result	TAB no.	Horse (Barrier)	1400 to	1200m to	1000m to	800m to	600m to	400m to	200m to	Total or	Margin
7th	2	<b>Syndactyly (10)</b>	<b>1200m</b>	<b>1000m</b>	<b>800m</b>	<b>600m</b>	<b>400m</b>	<b>200m</b>	<b>WP</b>	<b>Average</b>	
		Position in running (margin)	-	7(4.1)	2(1.0)	2(1.7)	2(0.2)	4(2.4)	6(6.4)		13.60
		Sectional time (s)	15.49	10.58	11.47	12.20	13.85	13.86	14.54		
		Cumulative time (s)	91.99	76.50	65.92	54.45	42.25	28.40	14.54	1:31.98	
		Speed (m/s)	12.91	18.90	17.44	16.39	14.44	14.43	13.76	15.22	
		Stride length (m)	5.65	8.13	7.67	7.28	6.55	6.80	6.71	6.89	
		Stride duration (s)	0.429	0.430	0.440	0.444	0.454	0.471	0.488	0.453	
		Stride efficiency (%)	49.92	103.39	91.92	82.85	67.07	72.30	70.45	74.14	
		Stride count	35.39	24.59	26.08	27.47	30.53	29.40	29.79	203.25	

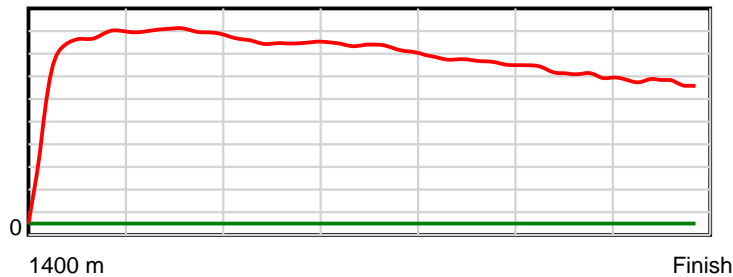
10 m Stride length



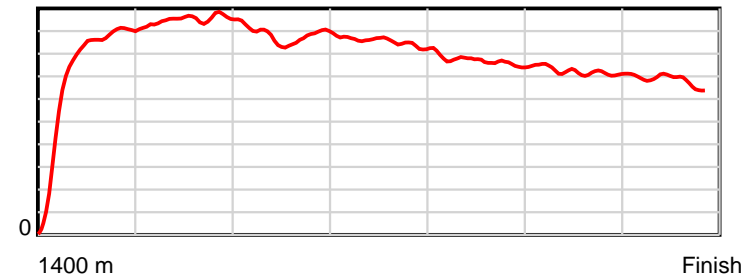
0.6 s Stride duration



20 m/sec Speed



100 % Stride efficiency



Note: Horizontal distance axis grid lines are 200m furlongs.

**Disclaimer.**

Tasracing Pty Ltd and Thoroughbred Ratings Pty Ltd accepts no responsibility for the completeness or accuracy of any of the information contained herein, and makes no representations about its suitability for any particular purpose. Users should make their own judgements about those matters and/or seek independent advice. You assume all risks associated with use of the data provided on this page.

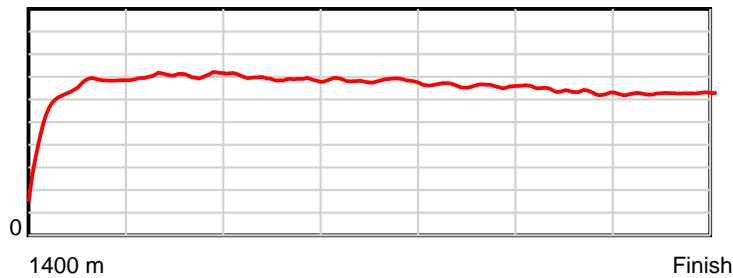


# Race Results

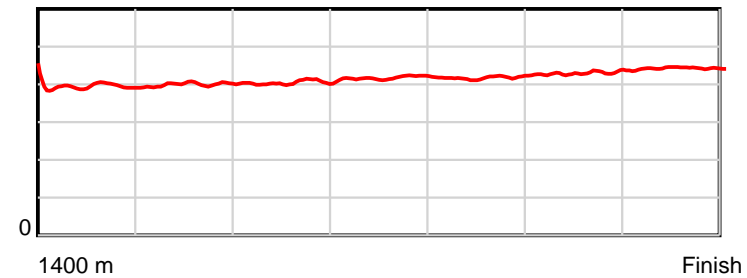
March 23, 2014, Race 4, MDN-SW, Distance 1400m, Elwick Course Proper - Offset 2m

Result	TAB no.	Horse (Barrier)	1400 to	1200m to	1000m to	800m to	600m to	400m to	200m to	Total or	Margin
8th	5	Mikaylas Taddy (3)	1200m	1000m	800m	600m	400m	200m	WP	Average	
		Position in running (margin)	-	2(0.5)	6(2.5)	6(4.9)	6(4.6)	3(2.0)	7(6.4)		15.40
		Sectional time (s)	15.35	11.43	11.75	12.40	13.05	13.94	14.45		
		Cumulative time (s)	92.36	77.01	65.58	53.83	41.43	28.38	14.45	1:32.36	
		Speed (m/s)	13.03	17.50	17.02	16.13	15.33	14.35	13.84	15.16	
		Stride length (m)	5.45	7.00	6.87	6.74	6.40	6.17	6.13	6.35	
		Stride duration (s)	0.397	0.400	0.404	0.418	0.417	0.430	0.443	0.419	
		Stride efficiency (%)	46.42	76.47	73.79	71.03	63.96	59.43	58.81	63.09	
		Stride count	36.69	28.59	29.10	29.66	31.26	32.43	32.60	220.33	

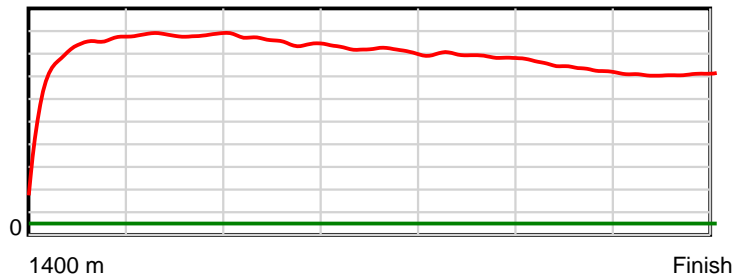
10 m Stride length



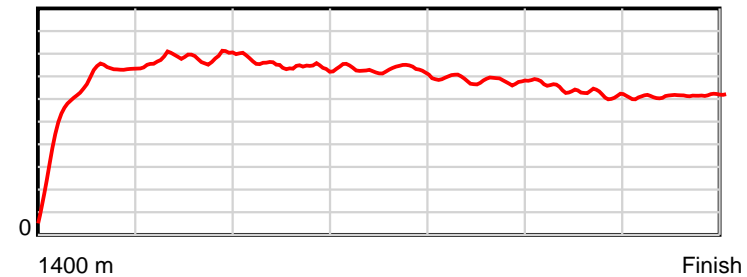
0.6 s Stride duration



20 m/sec Speed



100 % Stride efficiency



Note: Horizontal distance axis grid lines are 200m furlongs.

## Disclaimer.

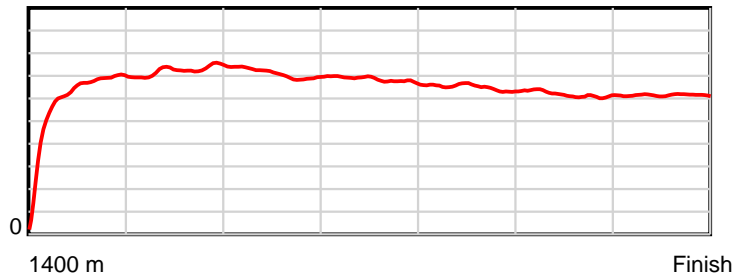
Tasracing Pty Ltd and Thoroughbred Ratings Pty Ltd accepts no responsibility for the completeness or accuracy of any of the information contained herein, and makes no representations about its suitability for any particular purpose. Users should make their own judgements about those matters and/or seek independent advice. You assume all risks associated with use of the data provided on this page.

# Race Results

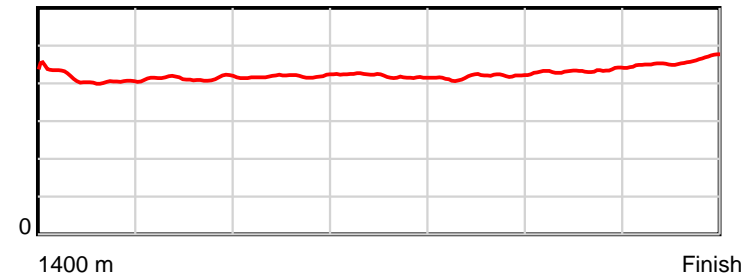
March 23, 2014, Race 4, MDN-SW, Distance 1400m, Elwick Course Proper - Offset 2m

Result	TAB no.	Horse (Barrier)	1400 to	1200m to	1000m to	800m to	600m to	400m to	200m to	Total or	Margin
9th	4	Kardomah (2)	1200m	1000m	800m	600m	400m	200m	WP	Average	
		Position in running (margin)	-	4(2.5)	5(2.5)	7(5.3)	7(4.7)	10(5.0)	11(10.1)		18.40
		Sectional time (s)	15.42	11.10	11.81	12.35	13.53	14.05	14.72		
		Cumulative time (s)	92.98	77.56	66.46	54.65	42.29	28.76	14.72	1:32.98	
		Speed (m/s)	12.97	18.02	16.93	16.19	14.78	14.23	13.59	15.06	
		Stride length (m)	5.61	7.46	7.09	6.79	6.18	6.17	6.25	6.45	
		Stride duration (s)	0.419	0.414	0.419	0.419	0.418	0.433	0.460	0.429	
		Stride efficiency (%)	49.25	86.91	78.44	71.97	59.61	59.43	61.01	65.06	
		Stride count	35.63	26.82	28.23	29.47	32.38	32.43	32.01	216.97	

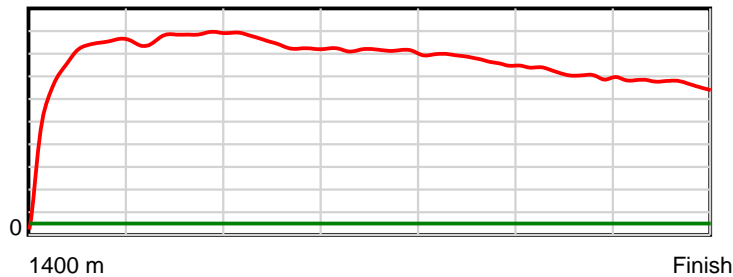
10 m Stride length



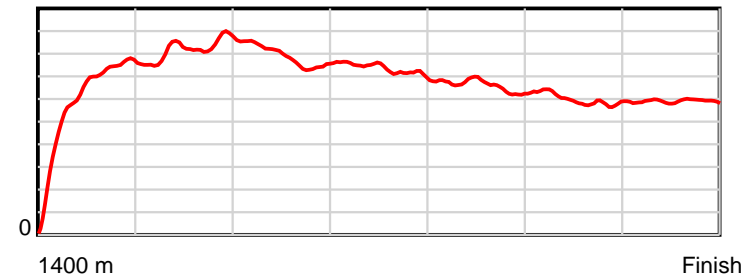
0.6 s Stride duration



20 m/sec Speed



100 % Stride efficiency



Note: Horizontal distance axis grid lines are 200m furlongs.

## Disclaimer.

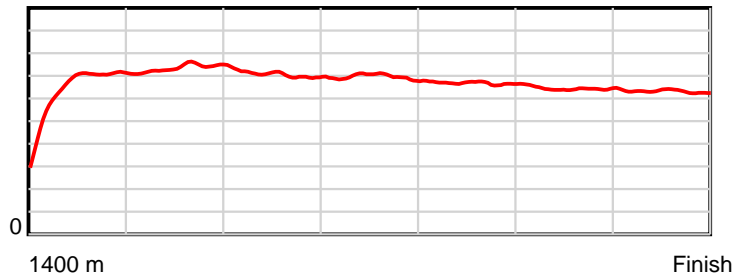
Tasracing Pty Ltd and Thoroughbred Ratings Pty Ltd accepts no responsibility for the completeness or accuracy of any of the information contained herein, and makes no representations about its suitability for any particular purpose. Users should make their own judgements about those matters and/or seek independent advice. You assume all risks associated with use of the data provided on this page.

# Race Results

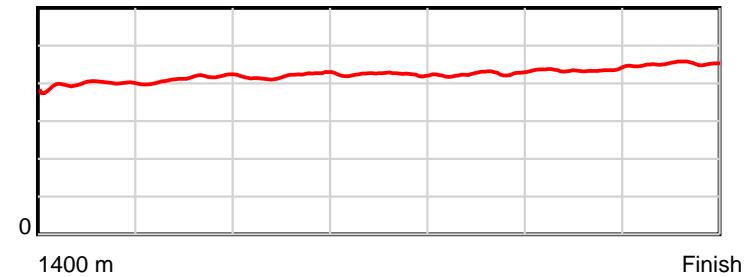
March 23, 2014, Race 4, MDN-SW, Distance 1400m, Elwick Course Proper - Offset 2m

Result	TAB no.	Horse (Barrier)	1400 to	1200m to	1000m to	800m to	600m to	400m to	200m to	Total or	Margin
10th	6	Trelew (12)	1200m	1000m	800m	600m	400m	200m	WP	Average	
		Position in running (margin)	-	8(4.2)	9(5.0)	10(9.0)	11(8.3)	8(4.4)	8(7.2)		18.50
		Sectional time (s)	16.39	11.24	12.02	12.33	12.84	13.66	14.53		
		Cumulative time (s)	93.00	76.61	65.37	53.35	41.03	28.19	14.53	1:33.00	
		Speed (m/s)	12.21	17.79	16.64	16.22	15.58	14.64	13.76	15.05	
		Stride length (m)	5.23	7.37	6.99	6.87	6.62	6.38	6.22	6.46	
		Stride duration (s)	0.401	0.414	0.420	0.424	0.425	0.436	0.452	0.429	
		Stride efficiency (%)	42.81	84.83	76.39	73.83	68.44	63.61	60.37	65.15	
		Stride count	38.21	27.15	28.61	29.10	30.22	31.35	32.18	216.82	

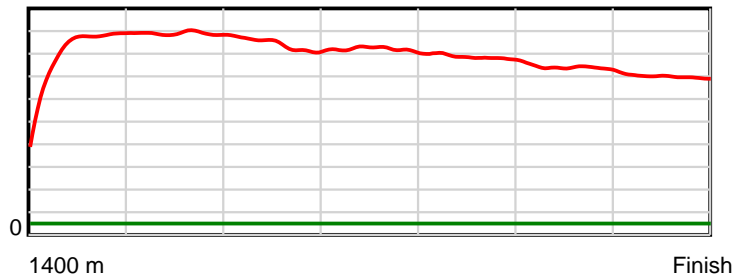
10 m Stride length



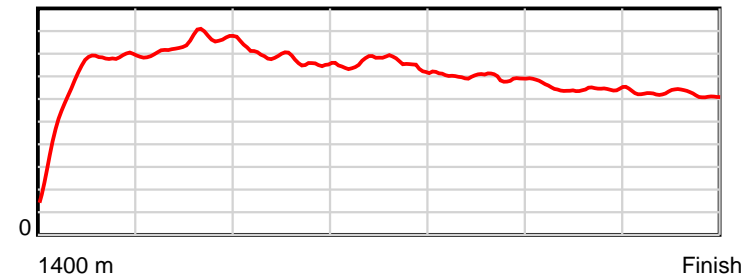
0.6 s Stride duration



20 m/sec Speed



100 % Stride efficiency



Note: Horizontal distance axis grid lines are 200m furlongs.

## Disclaimer.

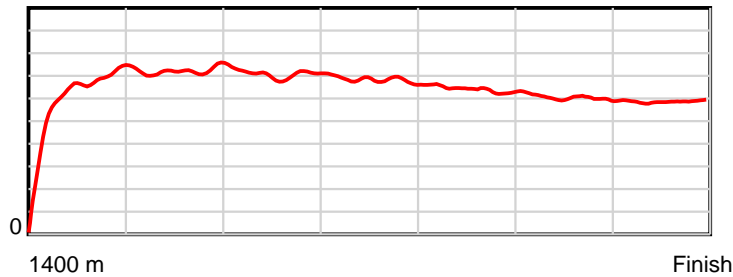
Tasracing Pty Ltd and Thoroughbred Ratings Pty Ltd accepts no responsibility for the completeness or accuracy of any of the information contained herein, and makes no representations about its suitability for any particular purpose. Users should make their own judgements about those matters and/or seek independent advice. You assume all risks associated with use of the data provided on this page.

# Race Results

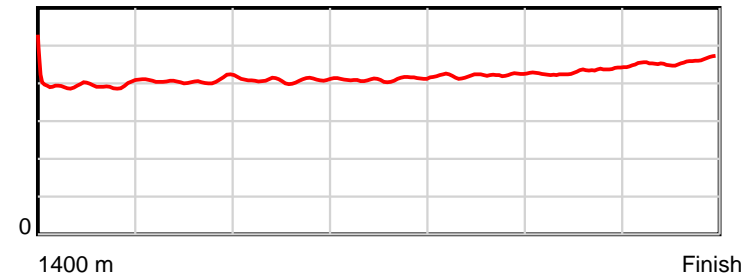
March 23, 2014, Race 4, MDN-SW, Distance 1400m, Elwick Course Proper - Offset 2m

Result	TAB no.	Horse (Barrier)	1400 to	1200m to	1000m to	800m to	600m to	400m to	200m to	Total or	Margin
11th	10	<b>Song of Gold (11)</b>	<b>1200m</b>	<b>1000m</b>	<b>800m</b>	<b>600m</b>	<b>400m</b>	<b>200m</b>	<b>WP</b>	<b>Average</b>	
		Position in running (margin)	-	5(3.7)	4(2.2)	3(2.5)	3(0.6)	5(2.4)	9(8.8)		20.00
		Sectional time (s)	15.70	10.86	11.39	12.13	13.79	14.25	15.18		
		Cumulative time (s)	93.31	77.61	66.75	55.35	43.22	29.44	15.18	1:33.31	
		Speed (m/s)	12.74	18.42	17.56	16.49	14.50	14.04	13.18	15.00	
		Stride length (m)	5.32	7.50	7.16	6.76	6.10	6.05	6.03	6.34	
		Stride duration (s)	0.404	0.407	0.408	0.410	0.421	0.431	0.457	0.423	
		Stride efficiency (%)	44.24	87.80	80.10	71.44	58.19	57.18	56.75	62.81	
		Stride count	37.59	26.68	27.94	29.58	32.78	33.06	33.19	220.82	

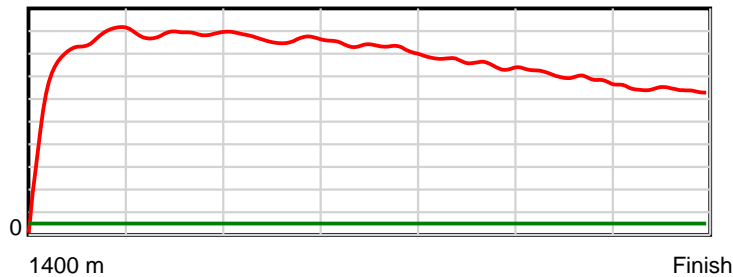
10 m Stride length



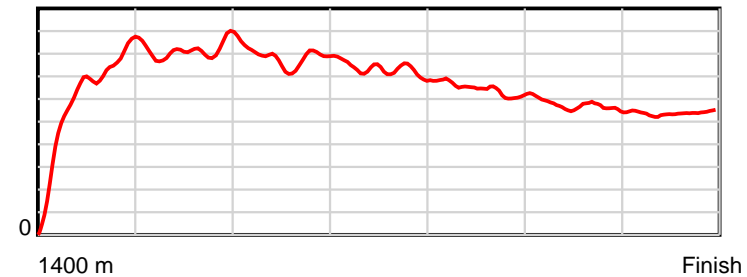
0.6 s Stride duration



20 m/sec Speed



100 % Stride efficiency



Note: Horizontal distance axis grid lines are 200m furlongs.

## Disclaimer.

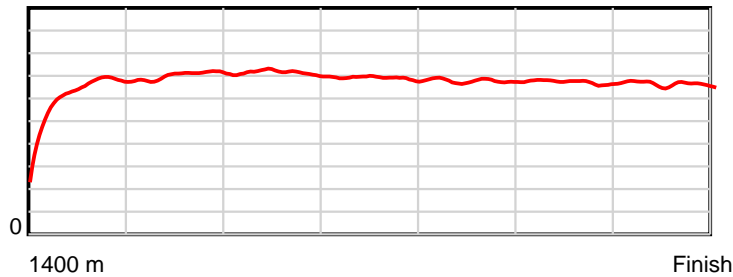
Tasracing Pty Ltd and Thoroughbred Ratings Pty Ltd accepts no responsibility for the completeness or accuracy of any of the information contained herein, and makes no representations about its suitability for any particular purpose. Users should make their own judgements about those matters and/or seek independent advice. You assume all risks associated with use of the data provided on this page.

# Race Results

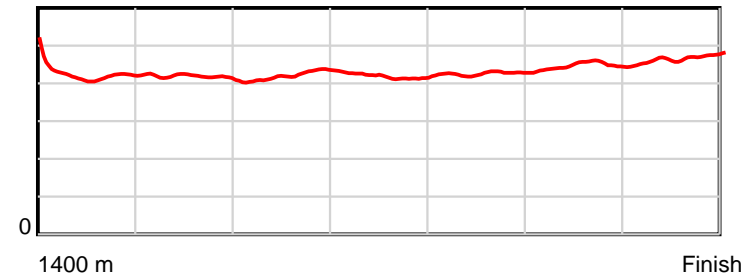
March 23, 2014, Race 4, MDN-SW, Distance 1400m, Elwick Course Proper - Offset 2m

Result	TAB no.	Horse (Barrier)	1400 to	1200m to	1000m to	800m to	600m to	400m to	200m to	Total or	Margin
12th	9	<b>Long Lashes (6)</b>	<b>1200m</b>	<b>1000m</b>	<b>800m</b>	<b>600m</b>	<b>400m</b>	<b>200m</b>	<b>WP</b>	<b>Average</b>	
		Position in running (margin)	-	12(22.0)	12(27.4)	12(31.4)	12(31.4)	12(28.8)	12(31.4)		45.00
		Sectional time (s)	21.01	12.00	12.01	12.44	13.06	13.61	14.70		
		Cumulative time (s)	98.84	77.83	65.83	53.82	41.38	28.32	14.70	1:38.84	
		Speed (m/s)	9.52	16.67	16.65	16.08	15.31	14.70	13.61	14.16	
		Stride length (m)	4.91	6.96	7.03	6.72	6.52	6.57	6.38	6.36	
		Stride duration (s)	0.461	0.418	0.422	0.418	0.426	0.447	0.469	0.449	
		Stride efficiency (%)	37.65	75.73	77.22	70.65	66.49	67.53	63.66	63.24	
		Stride count	40.75	28.73	28.45	29.74	30.66	30.42	31.33	220.08	

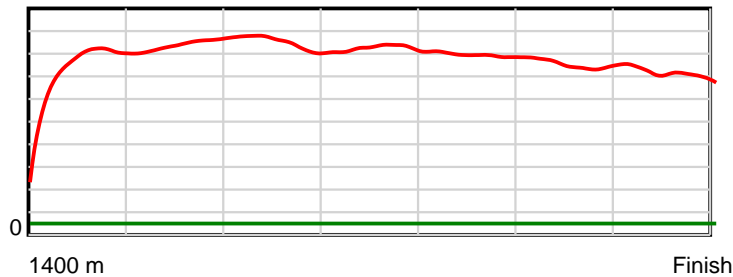
10 m Stride length



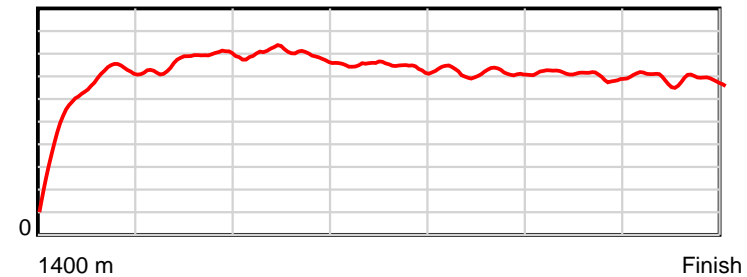
0.6 s Stride duration



20 m/sec Speed



100 % Stride efficiency



Note: Horizontal distance axis grid lines are 200m furlongs.

## Disclaimer.

Tasracing Pty Ltd and Thoroughbred Ratings Pty Ltd accepts no responsibility for the completeness or accuracy of any of the information contained herein, and makes no representations about its suitability for any particular purpose. Users should make their own judgements about those matters and/or seek independent advice. You assume all risks associated with use of the data provided on this page.