



Race Results

Tasmanian Racing Club, Hobart, March 23, 2014

Compilation date: March 24, 2014, 8:51:22 AM (EST)

Copyright © 2014 Tasracing Pty Ltd. All rights reserved.

Trademarks.

StrideMASTER is a registered trademark of Thoroughbred Ratings Pty Ltd.

Disclaimer.

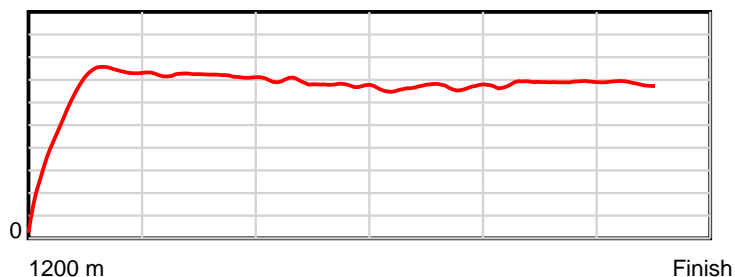
Tasracing Pty Ltd and Thoroughbred Ratings Pty Ltd accepts no responsibility for the completeness or accuracy of any of the information contained herein, and makes no representations about its suitability for any particular purpose. Users should make their own judgements about those matters and/or seek independent advice. You assume all risks associated with use of the data provided on this page.

Race Results

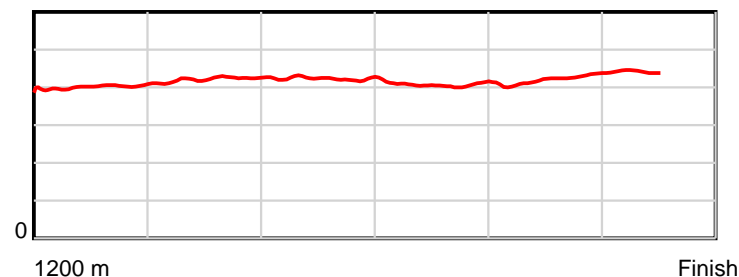
March 23, 2014, Race 7, BM68, Distance 1200m, Elwick Course Proper - Offset 2m

Result	TAB no.	Horse (Barrier)	1200 to	1000m to	800m to	600m to	400m to	200m to	Total or	Margin
1st	3	Hold Onto Your... (7)	1000m	800m	600m	400m	200m	WP	Average	
		Position in running (margin)	-	6(20.8)	6(5.4)	3(2.3)	3(3.4)	3(1.9)		0.00
		Sectional time (s)	18.06	8.56	12.08	12.28	11.38	12.68		
		Cumulative time (s)	75.03	56.97	48.42	36.34	24.06	12.68	1:15.03	
		Speed (m/s)	11.07	23.36	16.56	16.29	17.57	15.77	15.99	
		Stride length (m)	4.75	9.77	7.02	6.72	7.19	6.89	6.76	
		Stride duration (s)	0.421	0.418	0.424	0.413	0.409	0.436	0.422	
		Stride efficiency (%)	35.31	149.08	77.06	70.62	80.79	74.08	71.31	
		Stride count	42.07	20.48	28.48	29.75	27.81	29.05	177.64	

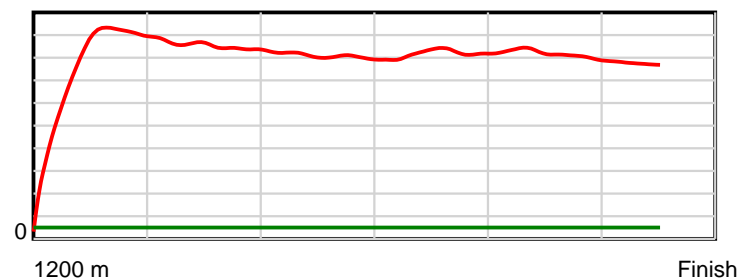
10 m Stride length



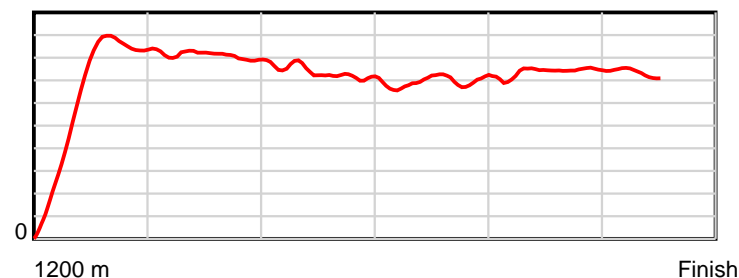
0.6 s Stride duration



20 m/sec Speed



100 % Stride efficiency



Note: Horizontal distance axis grid lines are 200m furlongs.

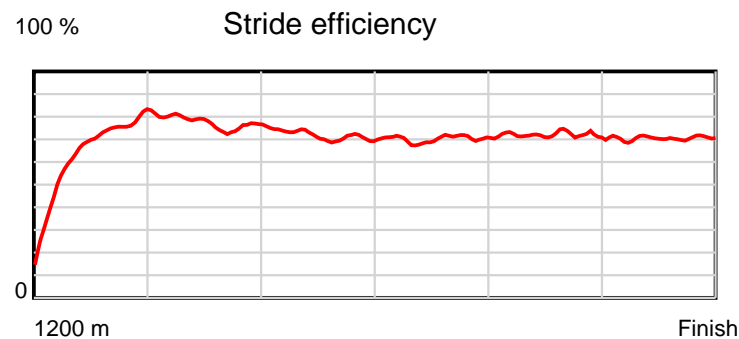
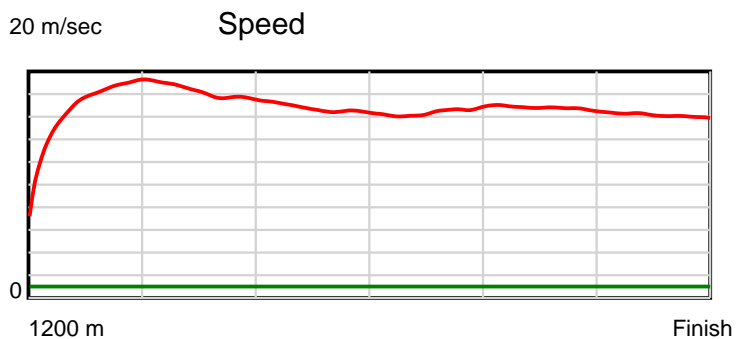
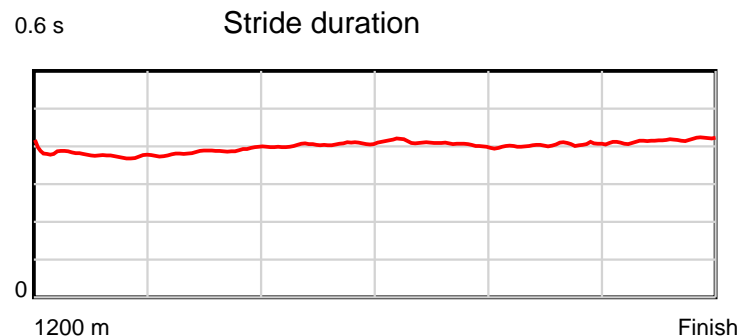
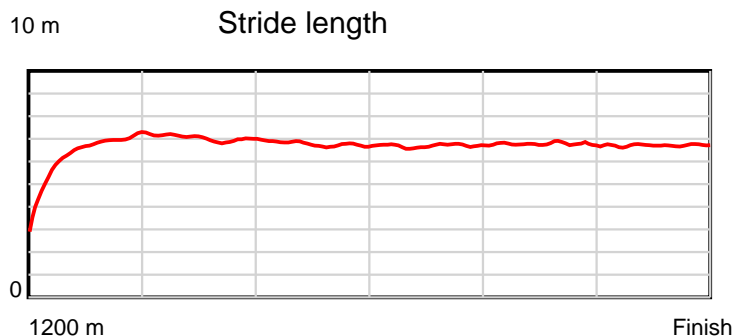
Disclaimer.

Tasracing Pty Ltd and Thoroughbred Ratings Pty Ltd accepts no responsibility for the completeness or accuracy of any of the information contained herein, and makes no representations about its suitability for any particular purpose. Users should make their own judgements about those matters and/or seek independent advice. You assume all risks associated with use of the data provided on this page.

Race Results

March 23, 2014, Race 7, BM68, Distance 1200m, Elwick Course Proper - Offset 2m

Result	TAB no.	Horse (Barrier)	1200 to	1000m to	800m to	600m to	400m to	200m to	Total or	Margin
2nd	9	Savvy Princess (8)	1000m	800m	600m	400m	200m	WP	Average	
		Position in running (margin)	-	1(0.0)	1(0.0)	1(0.0)	1(0.0)	1(0.0)		0.20
		Sectional time (s)	14.95	11.12	12.60	12.10	11.62	12.68		
		Cumulative time (s)	75.07	60.12	48.99	36.40	24.30	12.68	1:15.06	
		Speed (m/s)	13.38	17.99	15.87	16.53	17.21	15.77	15.99	
		Stride length (m)	5.26	6.96	6.44	6.71	6.93	6.57	6.42	
		Stride duration (s)	0.382	0.387	0.406	0.406	0.403	0.417	0.402	
		Stride efficiency (%)	43.21	75.79	64.81	70.34	75.02	67.52	64.40	
		Stride count	38.04	28.72	31.06	29.81	28.86	30.43	186.92	



Note: Horizontal distance axis grid lines are 200m furlongs.

Disclaimer.

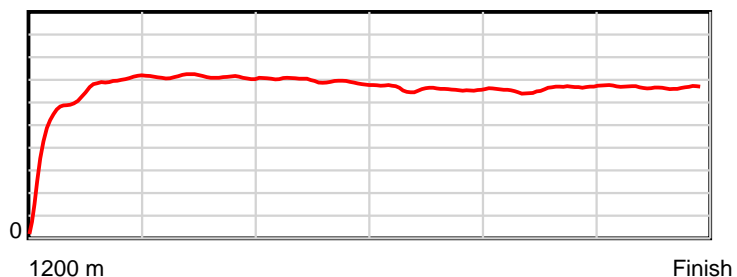
Tasracing Pty Ltd and Thoroughbred Ratings Pty Ltd accepts no responsibility for the completeness or accuracy of any of the information contained herein, and makes no representations about its suitability for any particular purpose. Users should make their own judgements about those matters and/or seek independent advice. You assume all risks associated with use of the data provided on this page.

Race Results

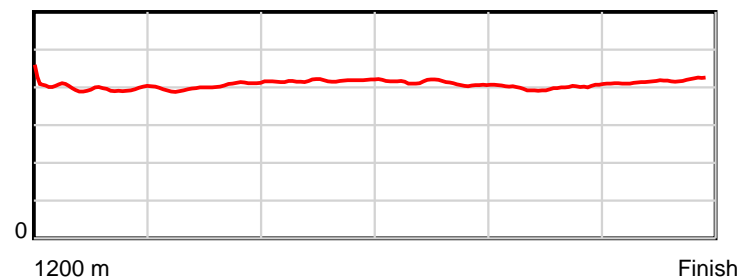
March 23, 2014, Race 7, BM68, Distance 1200m, Elwick Course Proper - Offset 2m

Result	TAB no.	Horse (Barrier)	1200 to	1000m to	800m to	600m to	400m to	200m to	Total or	Margin
3rd	1	Clan McLeod (1)	1000m	800m	600m	400m	200m	WP	Average	
		Position in running (margin)	-	5(4.9)	4(4.7)	6(4.1)	8(5.8)	5(3.5)		0.60
		Sectional time (s)	15.46	11.08	12.51	12.38	11.23	12.48		
		Cumulative time (s)	75.14	59.68	48.60	36.09	23.71	12.48	1:15.14	
		Speed (m/s)	12.93	18.05	15.99	16.16	17.81	16.03	15.97	
		Stride length (m)	5.40	7.26	6.67	6.64	7.10	6.69	6.57	
		Stride duration (s)	0.409	0.402	0.417	0.411	0.398	0.417	0.411	
		Stride efficiency (%)	45.63	82.35	69.54	68.92	78.67	69.85	67.37	
		Stride count	37.01	27.55	29.98	30.12	28.19	29.91	182.76	

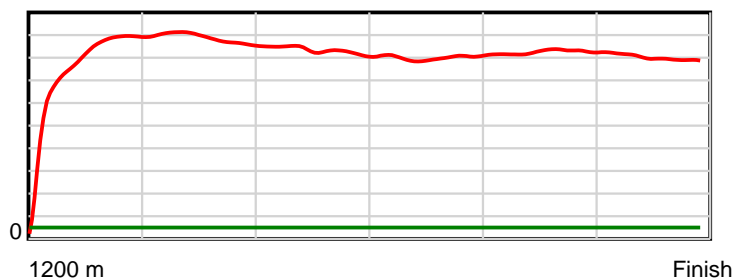
10 m Stride length



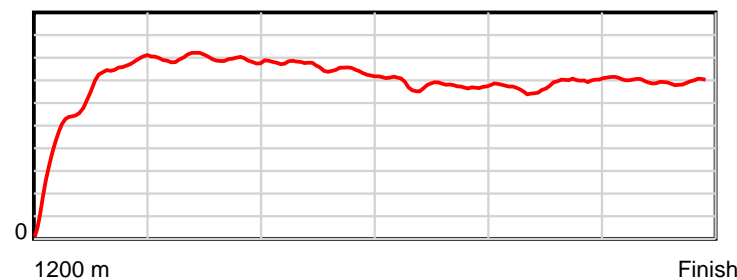
0.6 s Stride duration



20 m/sec Speed



100 % Stride efficiency



Note: Horizontal distance axis grid lines are 200m furlongs.

Disclaimer.

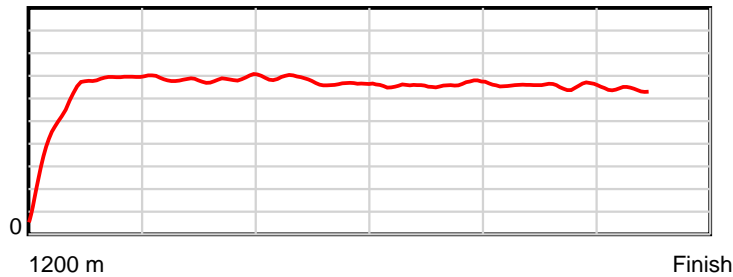
Tasracing Pty Ltd and Thoroughbred Ratings Pty Ltd accepts no responsibility for the completeness or accuracy of any of the information contained herein, and makes no representations about its suitability for any particular purpose. Users should make their own judgements about those matters and/or seek independent advice. You assume all risks associated with use of the data provided on this page.

Race Results

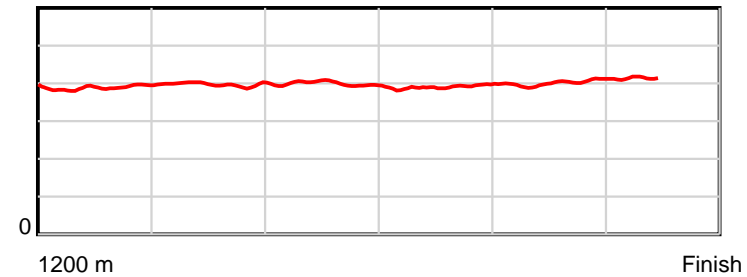
March 23, 2014, Race 7, BM68, Distance 1200m, Elwick Course Proper - Offset 2m

Result	TAB no.	Horse (Barrier)	1200 to	1000m to	800m to	600m to	400m to	200m to	Total or	Margin
4th	4	Vision of Beau... (2)	1000m	800m	600m	400m	200m	WP	Average	
		Position in running (margin)	-	9(28.4)	9(27.1)	9(7.2)	4(3.7)	4(2.8)		0.70
		Sectional time (s)	19.28	10.91	9.28	11.51	11.47	12.71		
		Cumulative time (s)	75.16	55.88	44.96	35.69	24.18	12.71	1:15.15	
		Speed (m/s)	10.37	18.33	21.55	17.38	17.44	15.74	15.97	
		Stride length (m)	4.92	7.27	8.64	6.78	6.87	6.47	6.64	
		Stride duration (s)	0.433	0.397	0.401	0.390	0.394	0.411	0.416	
		Stride efficiency (%)	37.86	82.59	116.56	71.77	73.86	65.52	68.85	
		Stride count	40.63	27.51	23.16	29.51	29.09	30.89	180.79	

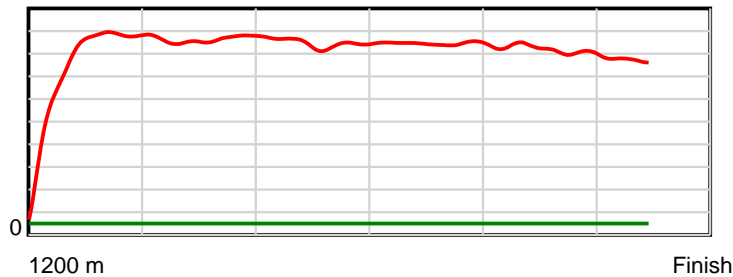
10 m Stride length



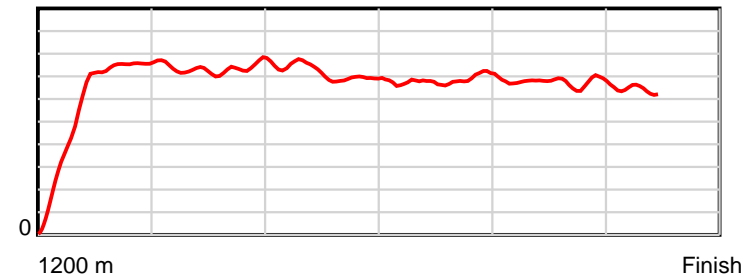
0.6 s Stride duration



20 m/sec Speed



100 % Stride efficiency



Note: Horizontal distance axis grid lines are 200m furlongs.

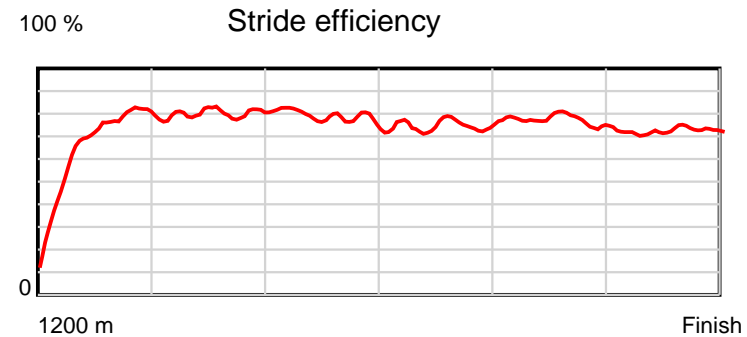
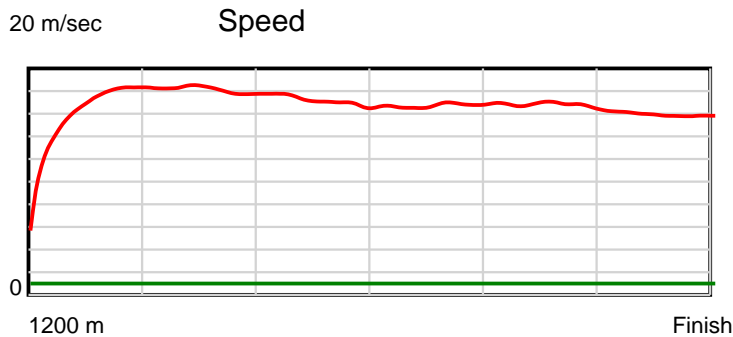
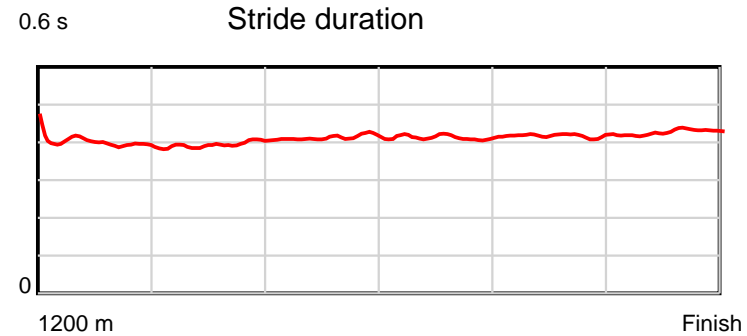
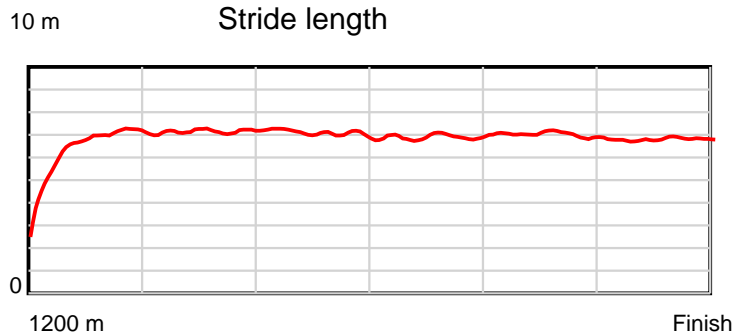
Disclaimer.

Tasracing Pty Ltd and Thoroughbred Ratings Pty Ltd accepts no responsibility for the completeness or accuracy of any of the information contained herein, and makes no representations about its suitability for any particular purpose. Users should make their own judgements about those matters and/or seek independent advice. You assume all risks associated with use of the data provided on this page.

Race Results

March 23, 2014, Race 7, BM68, Distance 1200m, Elwick Course Proper - Offset 2m

Result	TAB no.	Horse (Barrier)	1200 to	1000m to	800m to	600m to	400m to	200m to	Total or	Margin
5th	5	Date And Sign (10)	1000m	800m	600m	400m	200m	WP	Average	
		Position in running (margin)	-	3(3.2)	3(3.3)	2(2.1)	2(1.0)	2(1.1)		1.20
		Sectional time (s)	15.36	11.14	12.38	11.92	11.64	12.82		
		Cumulative time (s)	75.26	59.90	48.76	36.37	24.46	12.82	1:15.26	
		Speed (m/s)	13.02	17.95	16.16	16.78	17.18	15.60	15.95	
		Stride length (m)	5.51	7.08	6.65	6.92	7.15	6.66	6.61	
		Stride duration (s)	0.407	0.394	0.412	0.412	0.416	0.427	0.414	
		Stride efficiency (%)	47.38	78.25	69.03	74.75	79.89	69.22	68.23	
		Stride count	36.32	28.26	30.09	28.92	27.97	30.05	181.61	



Note: Horizontal distance axis grid lines are 200m furlongs.

Disclaimer.

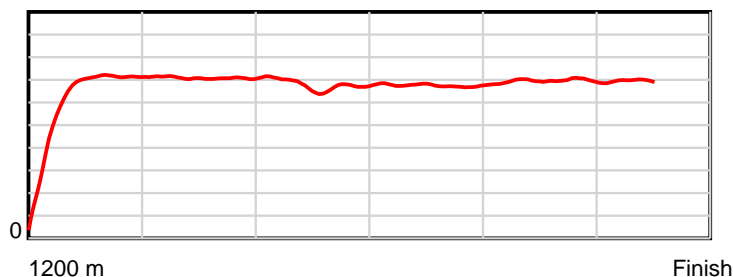
Tasracing Pty Ltd and Thoroughbred Ratings Pty Ltd accepts no responsibility for the completeness or accuracy of any of the information contained herein, and makes no representations about its suitability for any particular purpose. Users should make their own judgements about those matters and/or seek independent advice. You assume all risks associated with use of the data provided on this page.

Race Results

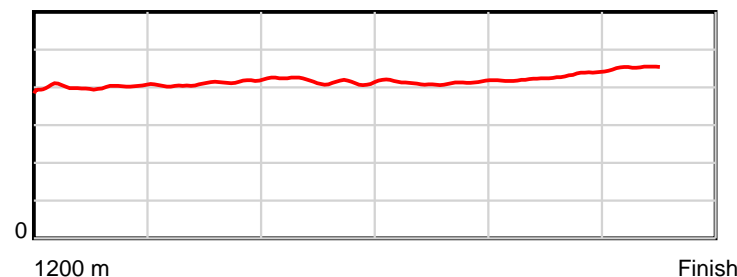
March 23, 2014, Race 7, BM68, Distance 1200m, Elwick Course Proper - Offset 2m

Result	TAB no.	Horse (Barrier)	1200 to	1000m to	800m to	600m to	400m to	200m to	Total or	Margin
6th	11	Heartbreak Las... (5)	1000m	800m	600m	400m	200m	WP	Average	
		Position in running (margin)	-	7(24.0)	7(13.3)	8(5.8)	7(5.3)	7(4.9)		3.20
		Sectional time (s)	18.65	9.34	11.34	12.01	11.57	12.73		
		Cumulative time (s)	75.64	56.99	47.65	36.31	24.30	12.73	1:15.64	
		Speed (m/s)	10.73	21.41	17.64	16.65	17.29	15.71	15.87	
		Stride length (m)	4.80	8.72	7.39	6.86	7.24	7.01	6.78	
		Stride duration (s)	0.442	0.407	0.419	0.412	0.419	0.446	0.427	
		Stride efficiency (%)	36.02	118.74	85.25	73.45	81.86	76.78	71.82	
		Stride count	41.66	22.94	27.08	29.17	27.63	28.53	177.01	

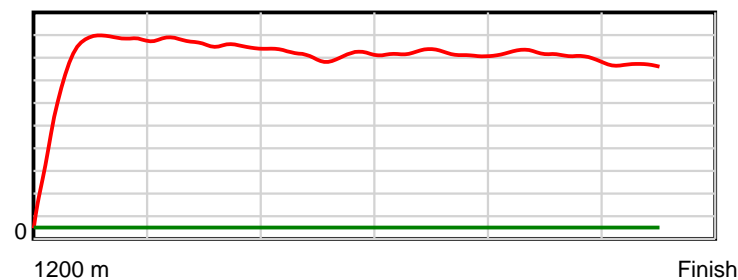
10 m Stride length



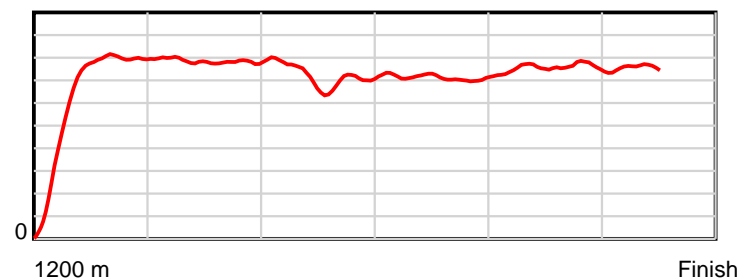
0.6 s Stride duration



20 m/sec Speed



100 % Stride efficiency



Note: Horizontal distance axis grid lines are 200m furlongs.

Disclaimer.

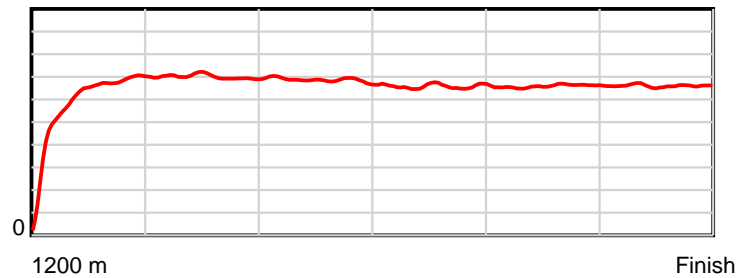
Tasracing Pty Ltd and Thoroughbred Ratings Pty Ltd accepts no responsibility for the completeness or accuracy of any of the information contained herein, and makes no representations about its suitability for any particular purpose. Users should make their own judgements about those matters and/or seek independent advice. You assume all risks associated with use of the data provided on this page.

Race Results

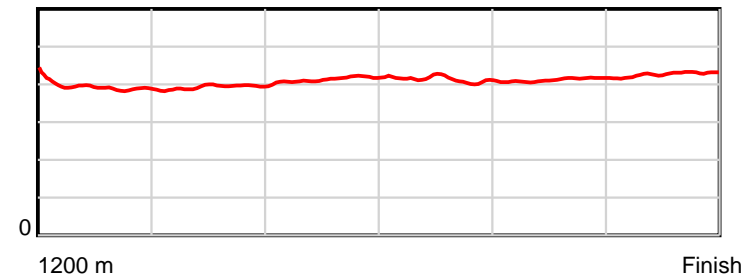
March 23, 2014, Race 7, BM68, Distance 1200m, Elwick Course Proper - Offset 2m

Result	TAB no.	Horse (Barrier)	1200 to	1000m to	800m to	600m to	400m to	200m to	Total or	Margin
7th	12	Ski Dubai (4)	1000m	800m	600m	400m	200m	WP	Average	
		Position in running (margin)	-	2(1.7)	2(2.3)	5(3.3)	5(4.6)	9(5.7)		5.00
		Sectional time (s)	14.99	11.22	12.77	12.31	11.81	12.87		
		Cumulative time (s)	75.98	60.99	49.76	36.99	24.68	12.87	1:15.98	
		Speed (m/s)	13.34	17.83	15.66	16.25	16.93	15.54	15.79	
		Stride length (m)	5.41	7.04	6.48	6.67	6.99	6.63	6.49	
		Stride duration (s)	0.396	0.395	0.414	0.411	0.413	0.427	0.411	
		Stride efficiency (%)	45.69	77.43	65.61	69.62	76.44	68.76	65.76	
		Stride count	36.99	28.41	30.87	29.96	28.60	30.15	184.98	

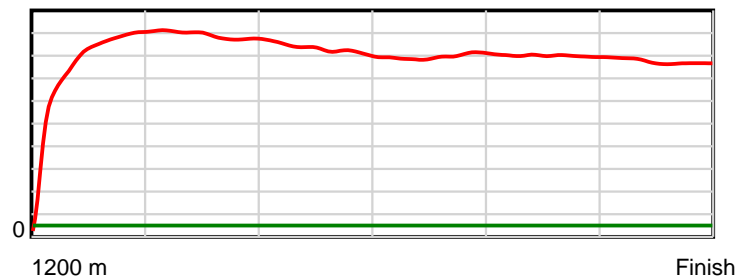
10 m Stride length



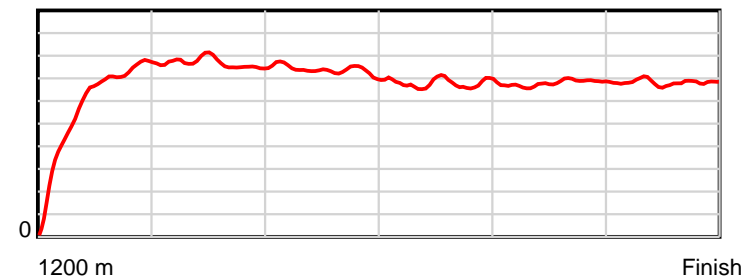
0.6 s Stride duration



20 m/sec Speed



100 % Stride efficiency



Note: Horizontal distance axis grid lines are 200m furlongs.

Disclaimer.

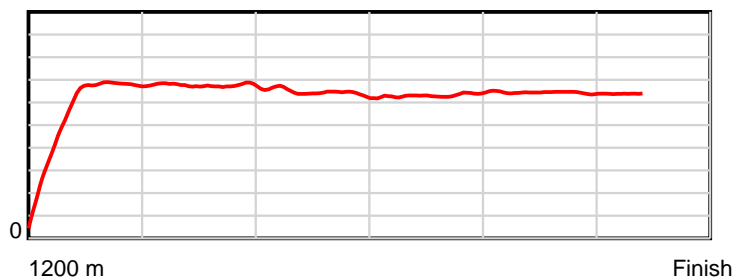
Tasracing Pty Ltd and Thoroughbred Ratings Pty Ltd accepts no responsibility for the completeness or accuracy of any of the information contained herein, and makes no representations about its suitability for any particular purpose. Users should make their own judgements about those matters and/or seek independent advice. You assume all risks associated with use of the data provided on this page.

Race Results

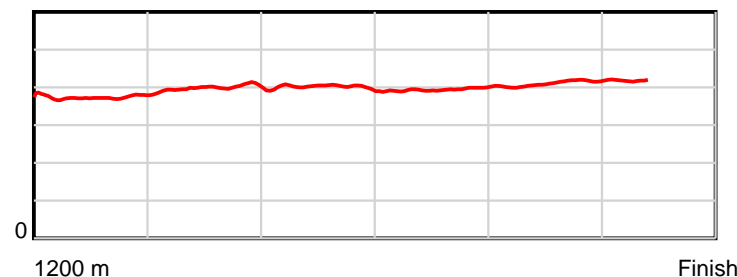
March 23, 2014, Race 7, BM68, Distance 1200m, Elwick Course Proper - Offset 2m

Result	TAB no.	Horse (Barrier)	1200 to	1000m to	800m to	600m to	400m to	200m to	Total or	Margin
8th	7	Miss It And a ... (3)	1000m	800m	600m	400m	200m	WP	Average	
		Position in running (margin)	-	8(24.1)	8(16.7)	4(2.4)	6(4.7)	6(4.7)		5.10
		Sectional time (s)	18.83	9.90	10.21	12.49	11.62	12.95		
		Cumulative time (s)	76.00	57.17	47.27	37.06	24.58	12.95	1:16.00	
		Speed (m/s)	10.62	20.20	19.59	16.01	17.21	15.44	15.79	
		Stride length (m)	4.33	7.93	7.90	6.33	6.88	6.44	6.37	
		Stride duration (s)	0.395	0.392	0.403	0.395	0.400	0.417	0.403	
		Stride efficiency (%)	29.27	98.18	97.51	62.54	74.02	64.80	63.34	
		Stride count	46.21	25.23	25.32	31.61	29.06	31.06	188.49	

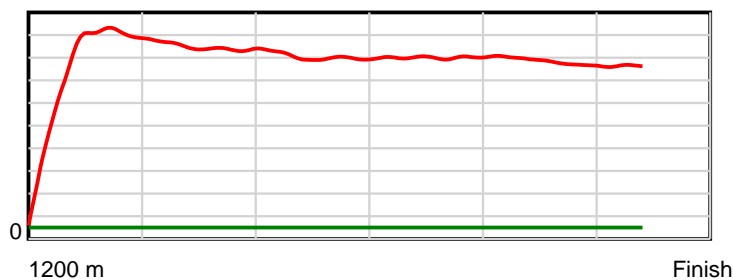
10 m Stride length



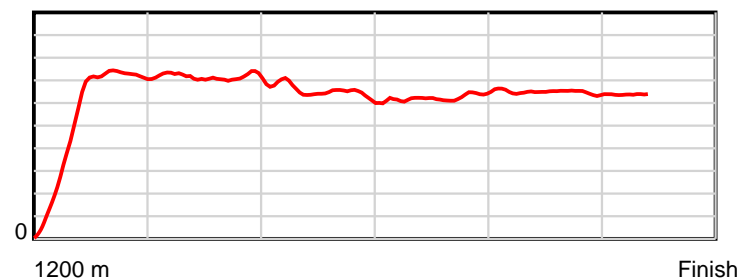
0.6 s Stride duration



20 m/sec Speed



100 % Stride efficiency



Note: Horizontal distance axis grid lines are 200m furlongs.

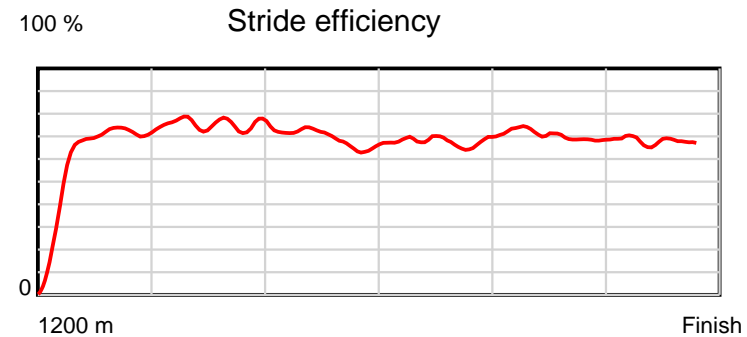
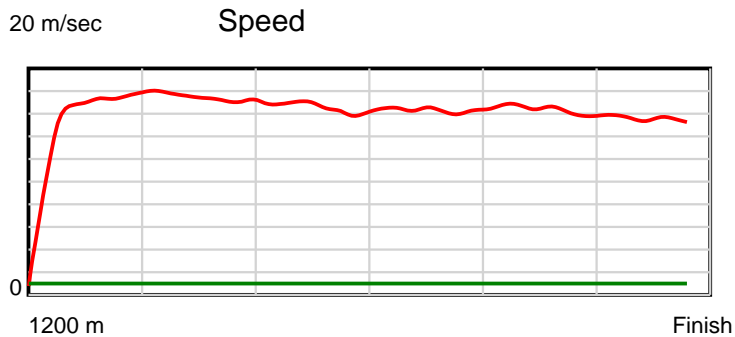
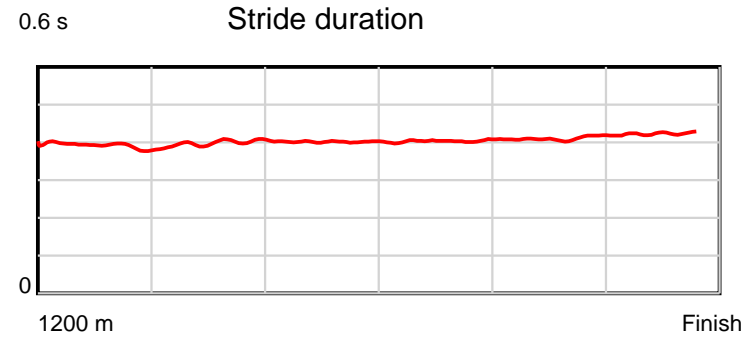
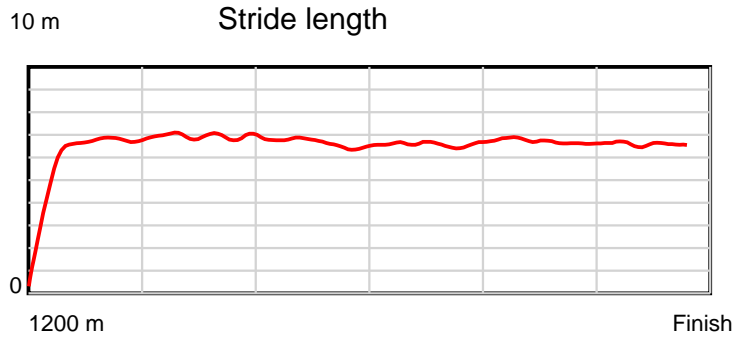
Disclaimer.

Tasracing Pty Ltd and Thoroughbred Ratings Pty Ltd accepts no responsibility for the completeness or accuracy of any of the information contained herein, and makes no representations about its suitability for any particular purpose. Users should make their own judgements about those matters and/or seek independent advice. You assume all risks associated with use of the data provided on this page.

Race Results

March 23, 2014, Race 7, BM68, Distance 1200m, Elwick Course Proper - Offset 2m

Result	TAB no.	Horse (Barrier)	1200 to	1000m to	800m to	600m to	400m to	200m to	Total or	Margin
9th	8	Constant Rhyth... (9)	1000m	800m	600m	400m	200m	WP	Average	
		Position in running (margin)	-	4(4.8)	5(5.2)	7(4.4)	9(5.9)	8(5.7)		5.30
		Sectional time (s)	15.68	11.19	12.47	12.34	11.58	12.78		
		Cumulative time (s)	76.04	60.36	49.17	36.70	24.36	12.78	1:16.04	
		Speed (m/s)	12.76	17.87	16.04	16.21	17.27	15.65	15.78	
		Stride length (m)	5.26	7.05	6.45	6.52	7.06	6.61	6.43	
		Stride duration (s)	0.396	0.394	0.402	0.402	0.409	0.422	0.407	
		Stride efficiency (%)	43.24	77.58	65.03	66.42	77.84	68.28	64.57	
		Stride count	38.02	28.38	31.00	30.68	28.34	30.26	186.68	



Note: Horizontal distance axis grid lines are 200m furlongs.

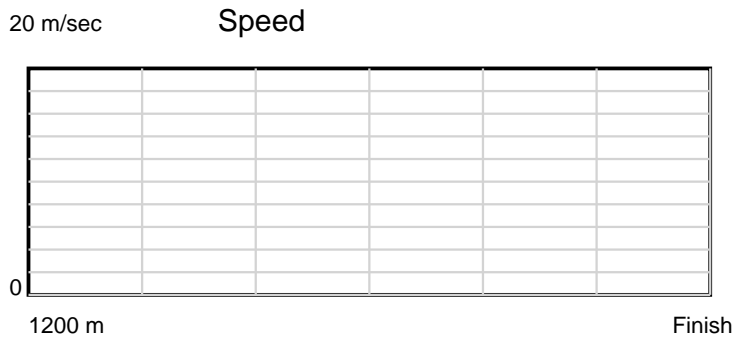
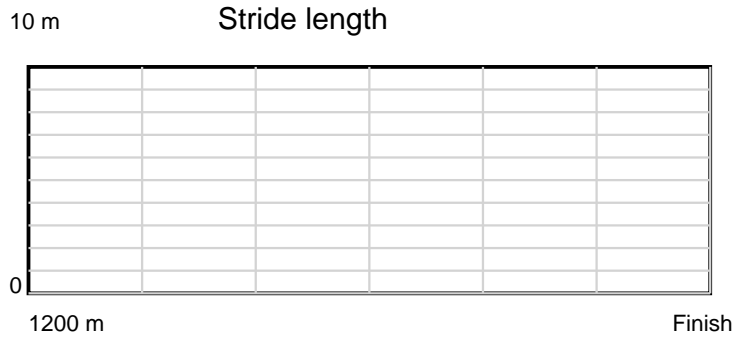
Disclaimer.

Tasracing Pty Ltd and Thoroughbred Ratings Pty Ltd accepts no responsibility for the completeness or accuracy of any of the information contained herein, and makes no representations about its suitability for any particular purpose. Users should make their own judgements about those matters and/or seek independent advice. You assume all risks associated with use of the data provided on this page.

Race Results

March 23, 2014, Race 7, BM68, Distance 1200m, Elwick Course Proper - Offset 2m

Result	TAB no.	Horse (Barrier)	1200 to	1000m to	800m to	600m to	400m to	200m to	Total or	Margin
10th	6	Tap It In (6)								
		Position in running (margin)								
		Sectional time (s)								
		Cumulative time (s)								
		Speed (m/s)								
		Stride length (m)								
		Stride duration (s)								
		Stride efficiency (%)								
		Stride count								



Note: Horizontal distance axis grid lines are 200m furlongs.

Disclaimer.

Tasracing Pty Ltd and Thoroughbred Ratings Pty Ltd accepts no responsibility for the completeness or accuracy of any of the information contained herein, and makes no representations about its suitability for any particular purpose. Users should make their own judgements about those matters and/or seek independent advice. You assume all risks associated with use of the data provided on this page.