



## Race Results

Tasmanian Turf Club, Launceston, April 02, 2014

Compilation date: April 3, 2014, 11:00:06 AM (EST)

Copyright © 2014 Tasracing Pty Ltd. All rights reserved.

### Trademarks.

StrideMASTER is a registered trademark of Thoroughbred Ratings Pty Ltd.

### Disclaimer.

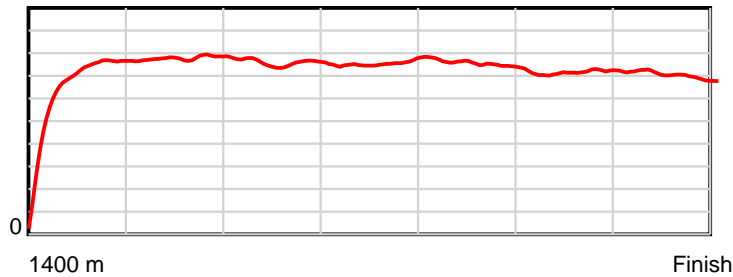
Tasracing Pty Ltd and Thoroughbred Ratings Pty Ltd accepts no responsibility for the completeness or accuracy of any of the information contained herein, and makes no representations about its suitability for any particular purpose. Users should make their own judgements about those matters and/or seek independent advice. You assume all risks associated with use of the data provided on this page.

# Race Results

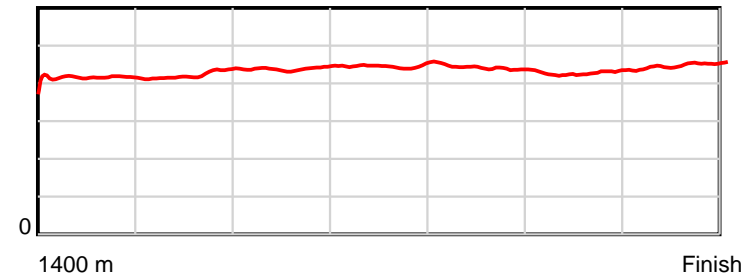
April 02, 2014, Race 1, 2UP MDN-SW, Distance 1400m, Mowbray - Offset 6m

Result	TAB no.	Horse (Barrier)	1400 to	1200m to	1000m to	800m to	600m to	400m to	200m to	Total or	Margin
1st	5	Porus (5)	1200m	1000m	800m	600m	400m	200m	WP	Average	
		Position in running (margin)	-	1(0.0)	1(0.0)	1(0.0)	1(0.0)	2(0.7)	1(0.0)		0.00
		Sectional time (s)	13.65	10.71	11.69	12.48	11.94	12.56	13.06		
		Cumulative time (s)	86.09	72.44	61.73	50.04	37.56	25.62	13.06	1:26.09	
		Speed (m/s)	14.65	18.67	17.11	16.03	16.75	15.92	15.31	16.26	
		Stride length (m)	5.86	7.88	7.49	7.13	7.39	6.79	6.87	7.00	
		Stride duration (s)	0.410	0.422	0.438	0.445	0.441	0.427	0.449	0.431	
		Stride efficiency (%)	53.68	97.14	87.62	79.42	85.26	72.03	73.81	76.65	
		Stride count	34.12	25.37	26.71	28.05	27.08	29.46	29.10	199.89	

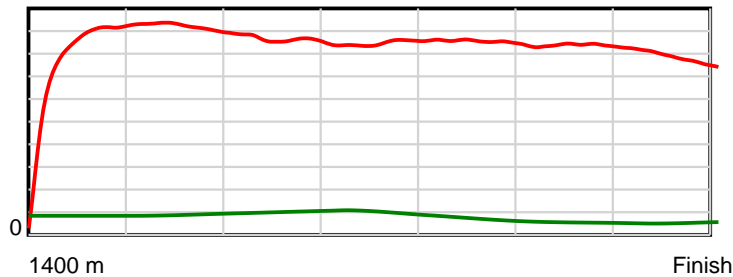
10 m Stride length



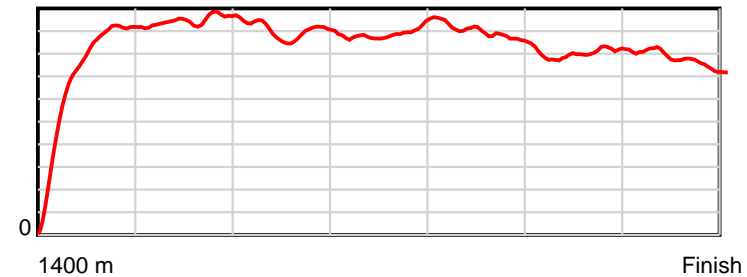
0.6 s Stride duration



20 m/sec Speed



100 % Stride efficiency



Note: Horizontal distance axis grid lines are 200m furlongs.

### Disclaimer.

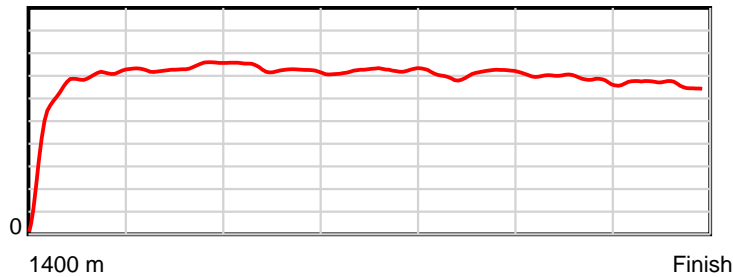
Tasracing Pty Ltd and Thoroughbred Ratings Pty Ltd accepts no responsibility for the completeness or accuracy of any of the information contained herein, and makes no representations about its suitability for any particular purpose. Users should make their own judgements about those matters and/or seek independent advice. You assume all risks associated with use of the data provided on this page.

# Race Results

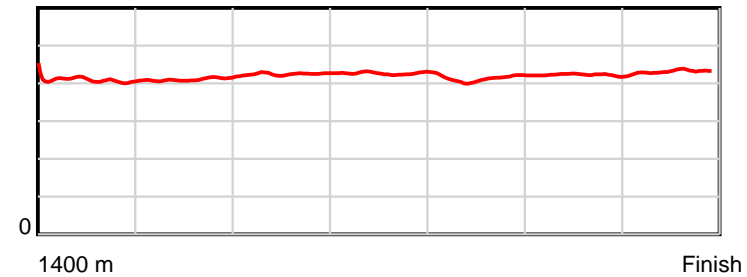
April 02, 2014, Race 1, 2UP MDN-SW, Distance 1400m, Mowbray - Offset 6m

Result	TAB no.	Horse (Barrier)	1400 to	1200m to	1000m to	800m to	600m to	400m to	200m to	Total or	Margin
2nd	2	<b>Glendevie (6)</b>	<b>1200m</b>	<b>1000m</b>	<b>800m</b>	<b>600m</b>	<b>400m</b>	<b>200m</b>	<b>WP</b>	<b>Average</b>	
		Position in running (margin)	-	10(5.4)	7(6.7)	6(7.7)	7(4.7)	5(2.4)	2(1.2)		3.00
		Sectional time (s)	15.09	10.93	11.85	11.99	11.44	12.48	12.87		
		Cumulative time (s)	86.65	71.56	60.63	48.78	36.79	25.35	12.87	1:26.65	
		Speed (m/s)	13.26	18.30	16.88	16.68	17.48	16.03	15.54	16.16	
		Stride length (m)	5.65	7.50	7.17	7.11	7.22	6.77	6.69	6.82	
		Stride duration (s)	0.412	0.410	0.424	0.426	0.413	0.422	0.430	0.422	
		Stride efficiency (%)	49.91	87.81	80.23	79.05	81.55	71.61	69.92	72.72	
		Stride count	35.39	26.68	27.91	28.12	27.68	29.54	29.90	205.22	

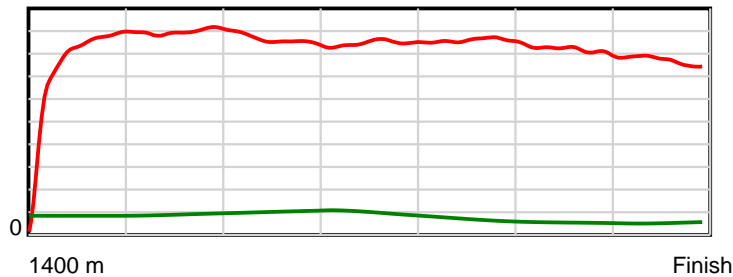
10 m Stride length



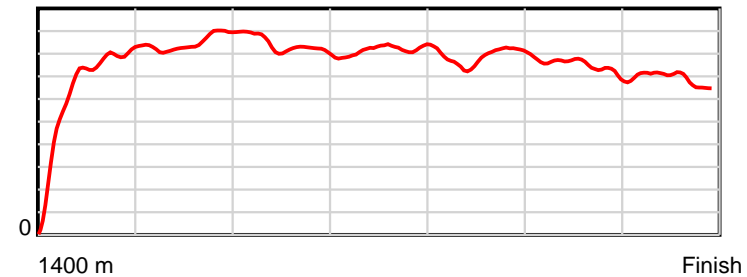
0.6 s Stride duration



20 m/sec Speed



100 % Stride efficiency



Note: Horizontal distance axis grid lines are 200m furlongs.

**Disclaimer.**

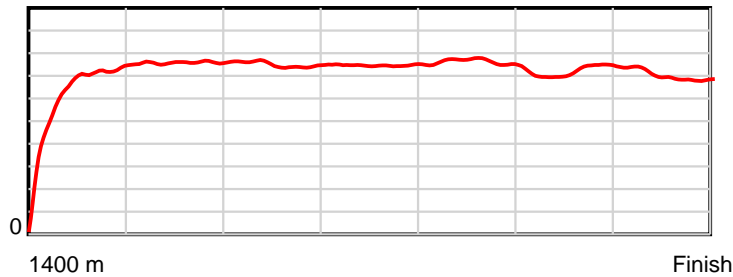
Tasracing Pty Ltd and Thoroughbred Ratings Pty Ltd accepts no responsibility for the completeness or accuracy of any of the information contained herein, and makes no representations about its suitability for any particular purpose. Users should make their own judgements about those matters and/or seek independent advice. You assume all risks associated with use of the data provided on this page.

# Race Results

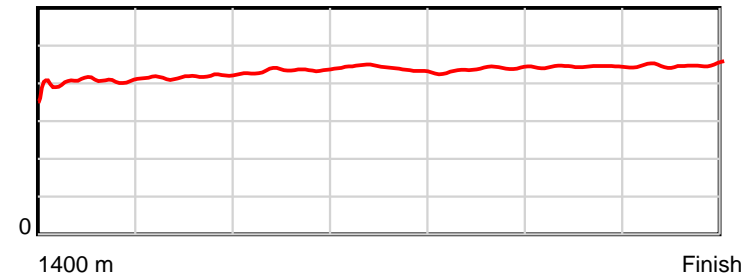
April 02, 2014, Race 1, 2UP MDN-SW, Distance 1400m, Mowbray - Offset 6m

Result	TAB no.	Horse (Barrier)	1400 to	1200m to	1000m to	800m to	600m to	400m to	200m to	Total or	Margin
3rd	9	<b>Shah Deimos (4)</b>	<b>1200m</b>	<b>1000m</b>	<b>800m</b>	<b>600m</b>	<b>400m</b>	<b>200m</b>	<b>WP</b>	<b>Average</b>	
		Position in running (margin)	-	4(2.6)	4(4.3)	3(3.6)	3(1.3)	1(0.0)	5(1.4)		4.80
		Sectional time (s)	14.52	10.98	11.58	12.10	11.60	12.91	13.28		
		Cumulative time (s)	86.98	72.46	61.47	49.89	37.79	26.19	13.28	1:26.98	
		Speed (m/s)	13.77	18.21	17.27	16.53	17.24	15.49	15.06	16.09	
		Stride length (m)	5.77	7.60	7.50	7.27	7.55	6.88	6.77	6.99	
		Stride duration (s)	0.400	0.417	0.434	0.440	0.438	0.444	0.449	0.434	
		Stride efficiency (%)	52.06	90.23	87.83	82.64	89.14	73.87	71.53	76.36	
		Stride count	34.65	26.32	26.68	27.50	26.48	29.09	29.56	200.28	

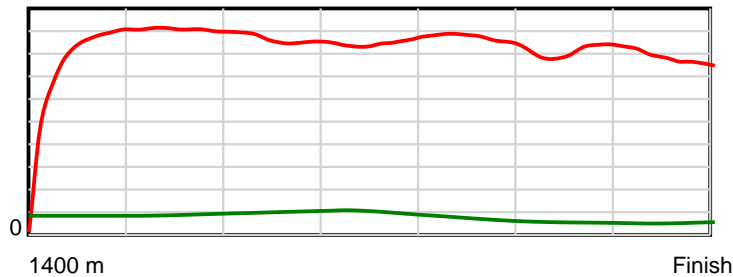
10 m Stride length



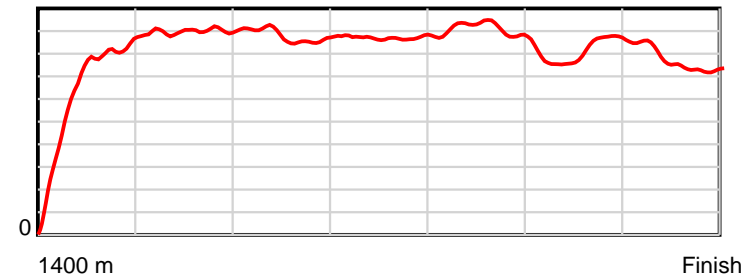
0.6 s Stride duration



20 m/sec Speed



100 % Stride efficiency



Note: Horizontal distance axis grid lines are 200m furlongs.

## Disclaimer.

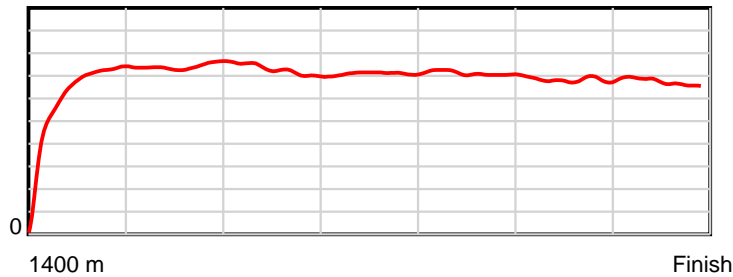
Tasracing Pty Ltd and Thoroughbred Ratings Pty Ltd accepts no responsibility for the completeness or accuracy of any of the information contained herein, and makes no representations about its suitability for any particular purpose. Users should make their own judgements about those matters and/or seek independent advice. You assume all risks associated with use of the data provided on this page.

# Race Results

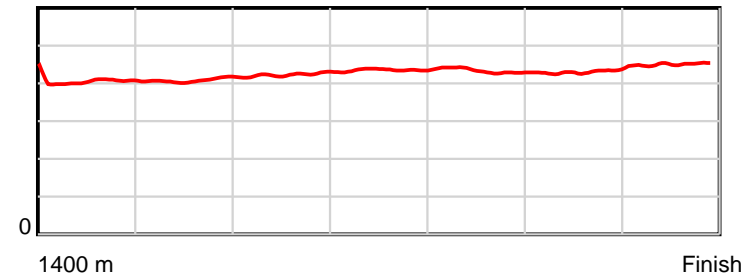
April 02, 2014, Race 1, 2UP MDN-SW, Distance 1400m, Mowbray - Offset 6m

Result	TAB no.	Horse (Barrier)	1400 to	1200m to	1000m to	800m to	600m to	400m to	200m to	Total or	Margin
4th	10	Down to the Wi... (1)	1200m	1000m	800m	600m	400m	200m	WP	Average	
		Position in running (margin)	-	2(1.4)	3(3.0)	4(4.7)	4(2.0)	4(2.4)	3(1.3)		5.00
		Sectional time (s)	14.20	10.98	11.97	12.02	11.89	12.49	13.46		
		Cumulative time (s)	87.02	72.82	61.84	49.87	37.85	25.95	13.46	1:27.01	
		Speed (m/s)	14.08	18.21	16.71	16.64	16.82	16.01	14.86	16.09	
		Stride length (m)	5.84	7.43	7.07	7.23	7.30	6.87	6.70	6.88	
		Stride duration (s)	0.408	0.408	0.423	0.435	0.434	0.429	0.451	0.428	
		Stride efficiency (%)	53.33	86.24	78.04	81.75	83.27	73.82	70.05	73.97	
		Stride count	34.24	26.92	28.30	27.65	27.40	29.10	29.87	203.48	

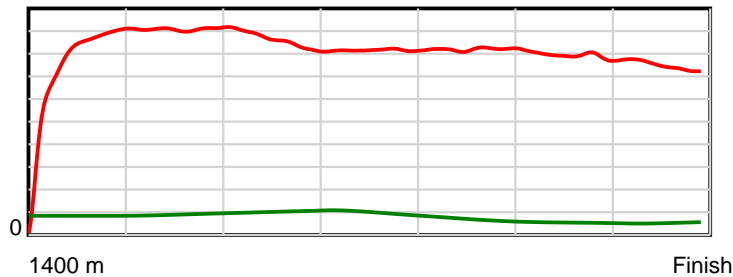
10 m Stride length



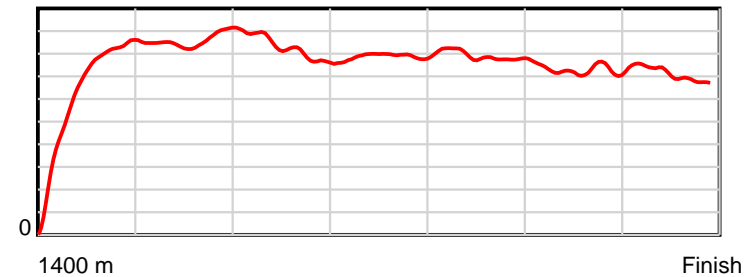
0.6 s Stride duration



20 m/sec Speed



100 % Stride efficiency



Note: Horizontal distance axis grid lines are 200m furlongs.

## Disclaimer.

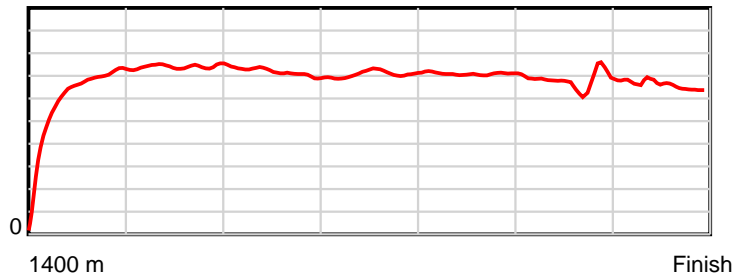
Tasracing Pty Ltd and Thoroughbred Ratings Pty Ltd accepts no responsibility for the completeness or accuracy of any of the information contained herein, and makes no representations about its suitability for any particular purpose. Users should make their own judgements about those matters and/or seek independent advice. You assume all risks associated with use of the data provided on this page.

# Race Results

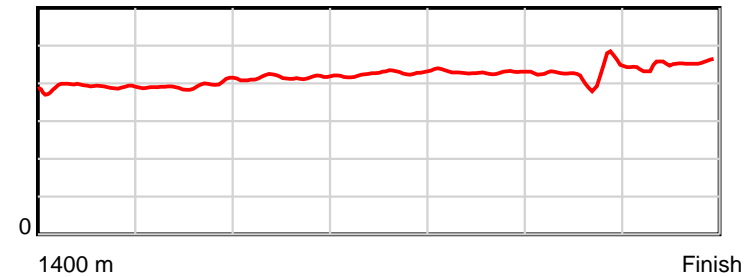
April 02, 2014, Race 1, 2UP MDN-SW, Distance 1400m, Mowbray - Offset 6m

Result	TAB no.	Horse (Barrier)	1400 to	1200m to	1000m to	800m to	600m to	400m to	200m to	Total or	Margin
5th	8	Mikaylas Raide... (12)	1200m	1000m	800m	600m	400m	200m	WP	Average	
		Position in running (margin)	-	3(2.0)	2(2.0)	2(2.7)	2(0.9)	3(1.1)	4(1.3)		6.50
		Sectional time (s)	14.38	10.71	11.81	12.19	11.85	12.70	13.66		
		Cumulative time (s)	87.31	72.93	62.22	50.40	38.22	26.36	13.66	1:27.31	
		Speed (m/s)	13.91	18.67	16.93	16.41	16.88	15.75	14.64	16.04	
		Stride length (m)	5.49	7.37	7.02	6.98	7.26	6.67	6.44	6.69	
		Stride duration (s)	0.386	0.395	0.414	0.425	0.430	0.424	0.440	0.417	
		Stride efficiency (%)	47.03	84.91	76.99	76.04	82.31	69.54	64.80	69.88	
		Stride count	36.46	27.13	28.49	28.67	27.56	29.98	31.06	209.35	

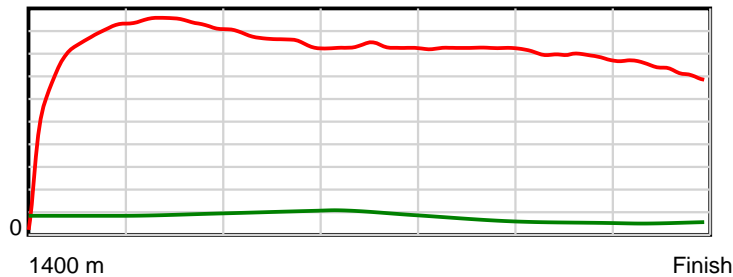
10 m Stride length



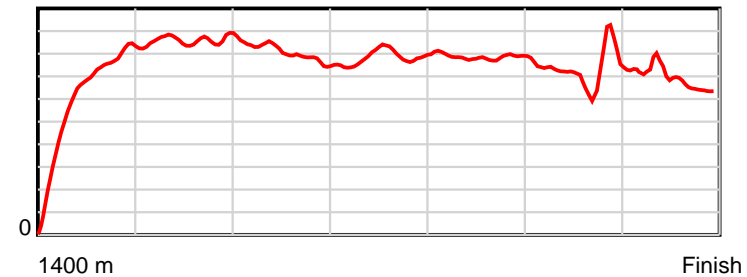
0.6 s Stride duration



20 m/sec Speed



100 % Stride efficiency



Note: Horizontal distance axis grid lines are 200m furlongs.

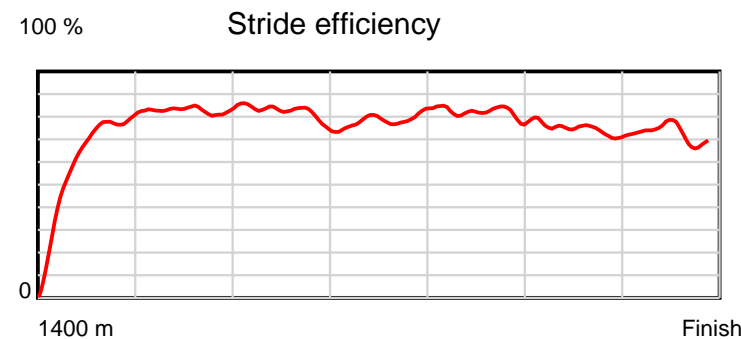
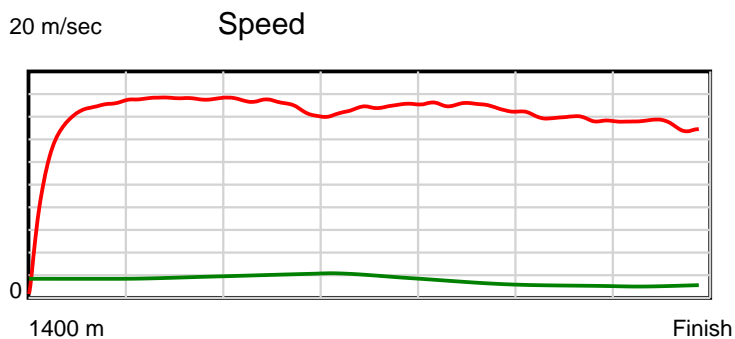
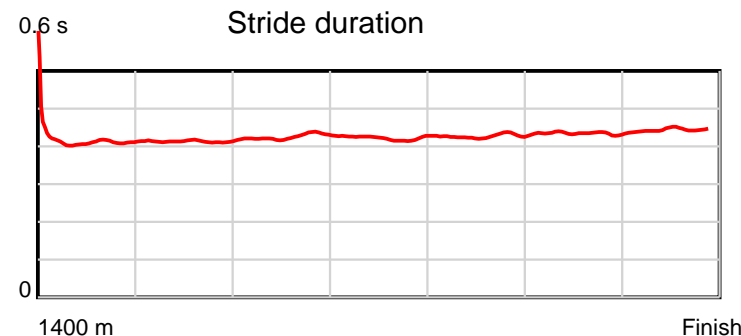
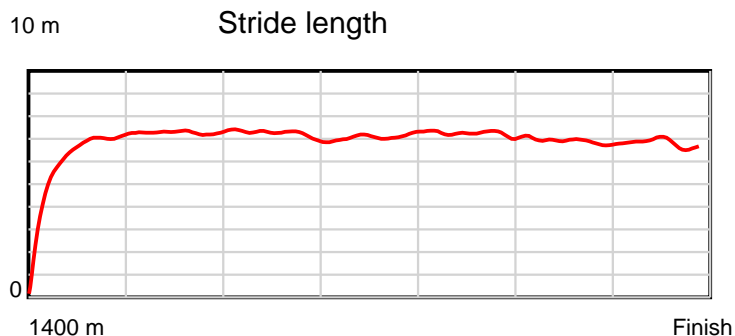
## Disclaimer.

Tasracing Pty Ltd and Thoroughbred Ratings Pty Ltd accepts no responsibility for the completeness or accuracy of any of the information contained herein, and makes no representations about its suitability for any particular purpose. Users should make their own judgements about those matters and/or seek independent advice. You assume all risks associated with use of the data provided on this page.

# Race Results

April 02, 2014, Race 1, 2UP MDN-SW, Distance 1400m, Mowbray - Offset 6m

Result	TAB no.	Horse (Barrier)	1400 to	1200m to	1000m to	800m to	600m to	400m to	200m to	Total or	Margin
6th	4	Must Confess (9)	1200m	1000m	800m	600m	400m	200m	WP	Average	
		Position in running (margin)	-	12(7.4)	12(10.8)	11(11.4)	11(7.3)	11(5.7)	8(4.8)		6.60
		Sectional time (s)	15.31	11.28	11.77	11.80	11.55	12.53	13.07		
		Cumulative time (s)	87.33	72.02	60.74	48.96	37.16	25.60	13.07	1:27.33	
		Speed (m/s)	13.07	17.73	16.99	16.95	17.32	15.96	15.30	16.03	
		Stride length (m)	5.67	7.31	7.23	7.16	7.38	6.92	6.80	6.87	
		Stride duration (s)	0.417	0.412	0.425	0.422	0.426	0.434	0.444	0.429	
		Stride efficiency (%)	50.20	83.53	81.61	80.02	85.14	74.85	72.18	73.81	
		Stride count	35.29	27.36	27.68	27.95	27.10	28.90	29.43	203.71	



Note: Horizontal distance axis grid lines are 200m furlongs.

#### Disclaimer.

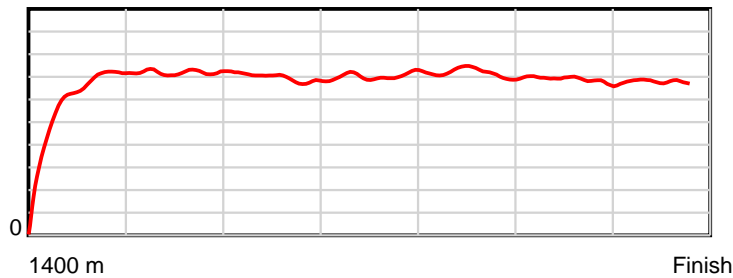
Tasracing Pty Ltd and Thoroughbred Ratings Pty Ltd accepts no responsibility for the completeness or accuracy of any of the information contained herein, and makes no representations about its suitability for any particular purpose. Users should make their own judgements about those matters and/or seek independent advice. You assume all risks associated with use of the data provided on this page.

# Race Results

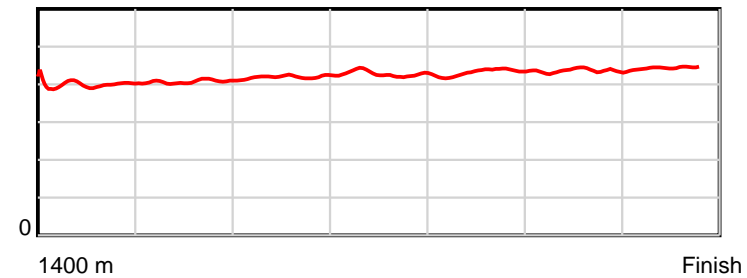
April 02, 2014, Race 1, 2UP MDN-SW, Distance 1400m, Mowbray - Offset 6m

Result	TAB no.	Horse (Barrier)	1400 to	1200m to	1000m to	800m to	600m to	400m to	200m to	Total or	Margin
7th	11	<b>Eternal Dream (3)</b>	<b>1200m</b>	<b>1000m</b>	<b>800m</b>	<b>600m</b>	<b>400m</b>	<b>200m</b>	<b>WP</b>	<b>Average</b>	
		Position in running (margin)	-	8(4.8)	9(8.1)	10(9.5)	10(6.0)	10(5.6)	9(4.8)		7.90
		Sectional time (s)	15.13	11.27	11.92	11.90	11.76	12.56	13.05		
		Cumulative time (s)	87.57	72.44	61.17	49.25	37.35	25.60	13.05	1:27.56	
		Speed (m/s)	13.22	17.75	16.78	16.81	17.01	15.92	15.33	15.99	
		Stride length (m)	5.49	7.20	7.02	7.17	7.34	6.95	6.77	6.79	
		Stride duration (s)	0.397	0.406	0.418	0.427	0.431	0.436	0.441	0.425	
		Stride efficiency (%)	47.16	81.12	77.05	80.36	84.16	75.42	71.57	72.09	
		Stride count	36.40	27.76	28.48	27.89	27.25	28.79	29.55	206.12	

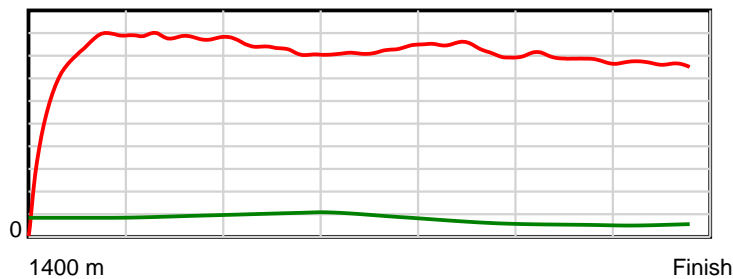
10 m Stride length



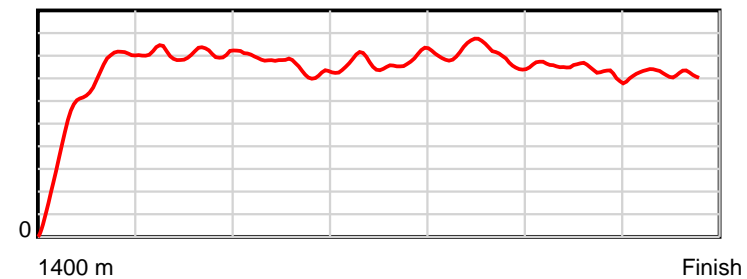
0.6 s Stride duration



20 m/sec Speed



100 % Stride efficiency



Note: Horizontal distance axis grid lines are 200m furlongs.

### Disclaimer.

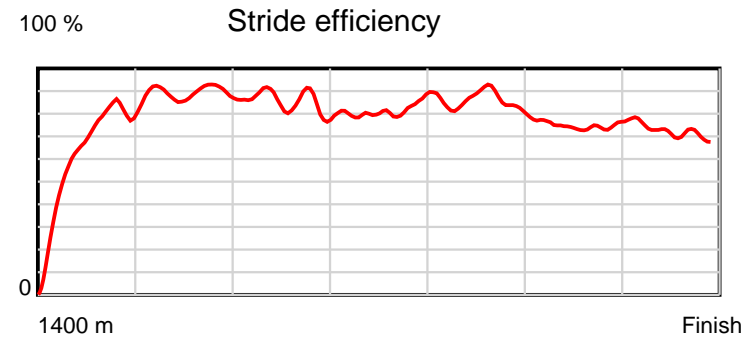
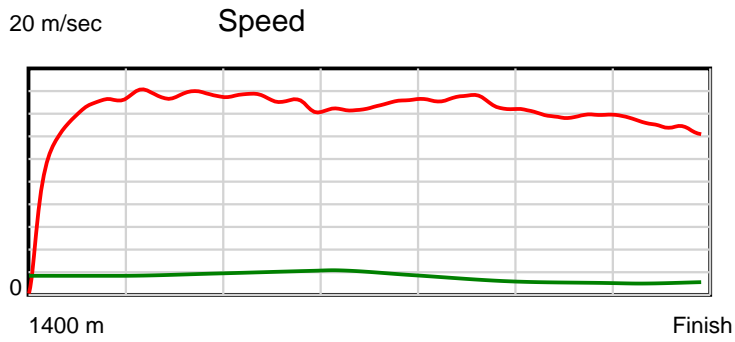
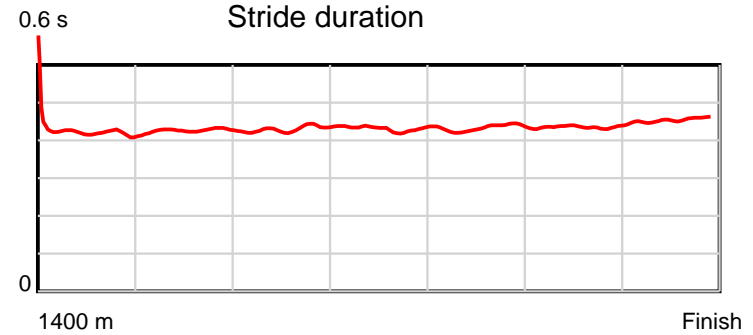
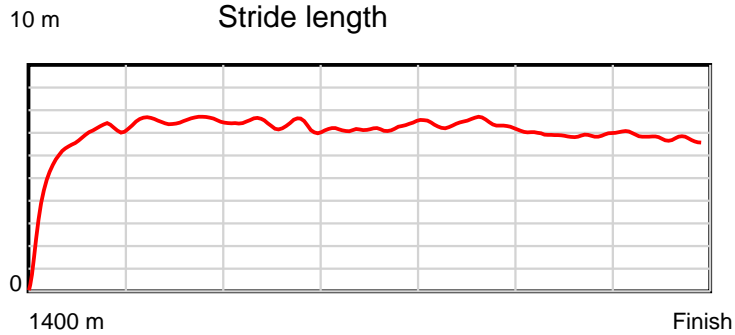
Tasracing Pty Ltd and Thoroughbred Ratings Pty Ltd accepts no responsibility for the completeness or accuracy of any of the information contained herein, and makes no representations about its suitability for any particular purpose. Users should make their own judgements about those matters and/or seek independent advice. You assume all risks associated with use of the data provided on this page.



# Race Results

April 02, 2014, Race 1, 2UP MDN-SW, Distance 1400m, Mowbray - Offset 6m

Result	TAB no.	Horse (Barrier)	1400 to	1200m to	1000m to	800m to	600m to	400m to	200m to	Total or	Margin
8th	7	Bachelor's Lif... (7)	1200m	1000m	800m	600m	400m	200m	WP	Average	
		Position in running (margin)	-	11(6.1)	10(8.4)	9(8.8)	9(5.6)	7(3.4)	6(2.6)		8.30
		Sectional time (s)	15.41	11.09	11.76	11.96	11.45	12.54	13.44		
		Cumulative time (s)	87.65	72.24	61.15	49.40	37.44	25.98	13.44	1:27.65	
		Speed (m/s)	12.98	18.03	17.01	16.72	17.47	15.95	14.88	15.97	
		Stride length (m)	5.74	7.69	7.29	7.21	7.57	6.92	6.76	6.97	
		Stride duration (s)	0.421	0.426	0.429	0.431	0.434	0.434	0.455	0.436	
		Stride efficiency (%)	51.48	92.53	83.16	81.23	89.61	74.86	71.50	75.90	
		Stride count	34.85	25.99	27.42	27.74	26.41	28.90	29.57	200.88	



Note: Horizontal distance axis grid lines are 200m furlongs.

**Disclaimer.**

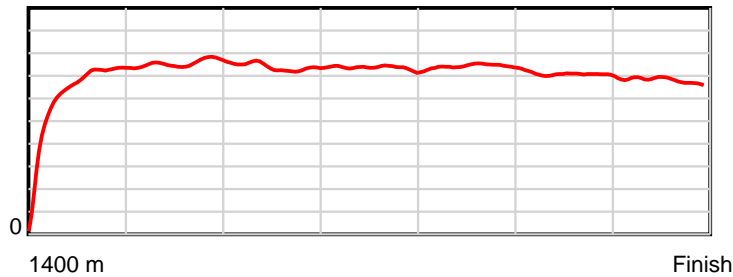
Tasracing Pty Ltd and Thoroughbred Ratings Pty Ltd accepts no responsibility for the completeness or accuracy of any of the information contained herein, and makes no representations about its suitability for any particular purpose. Users should make their own judgements about those matters and/or seek independent advice. You assume all risks associated with use of the data provided on this page.

# Race Results

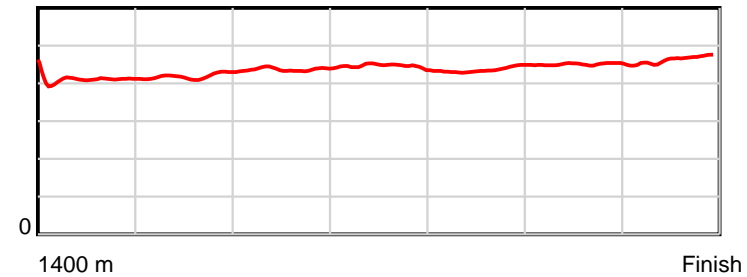
April 02, 2014, Race 1, 2UP MDN-SW, Distance 1400m, Mowbray - Offset 6m

Result	TAB no.	Horse (Barrier)	1400 to	1200m to	1000m to	800m to	600m to	400m to	200m to	Total or	Margin
9th	13	<b>Victory Medal (11)</b>	<b>1200m</b>	<b>1000m</b>	<b>800m</b>	<b>600m</b>	<b>400m</b>	<b>200m</b>	<b>WP</b>	<b>Average</b>	
		Position in running (margin)	-	5(2.7)	5(4.4)	5(6.2)	5(4.2)	6(2.9)	7(3.5)		9.80
		Sectional time (s)	14.73	11.00	11.98	12.16	11.60	12.77	13.69		
		Cumulative time (s)	87.94	73.21	62.21	50.23	38.07	26.47	13.69	1:27.94	
		Speed (m/s)	13.58	18.18	16.69	16.45	17.24	15.66	14.61	15.92	
		Stride length (m)	5.86	7.62	7.29	7.32	7.52	7.05	6.77	7.01	
		Stride duration (s)	0.412	0.419	0.437	0.445	0.436	0.450	0.464	0.441	
		Stride efficiency (%)	53.72	90.62	83.04	83.79	88.39	77.59	71.72	76.87	
		Stride count	34.11	26.26	27.44	27.31	26.59	28.38	29.52	199.61	

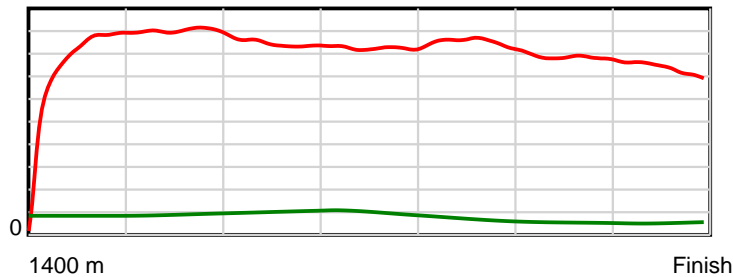
10 m Stride length



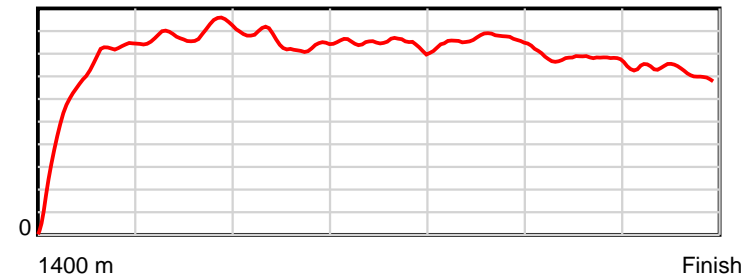
0.6 s Stride duration



20 m/sec Speed



100 % Stride efficiency



Note: Horizontal distance axis grid lines are 200m furlongs.

## Disclaimer.

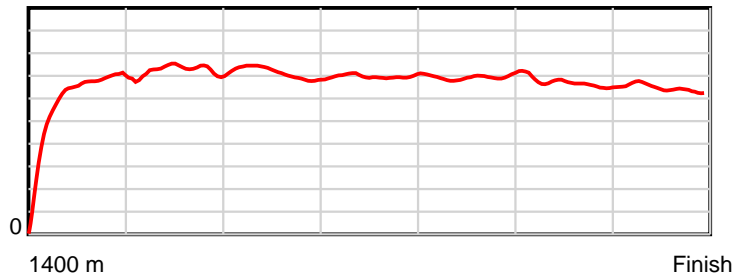
Tasracing Pty Ltd and Thoroughbred Ratings Pty Ltd accepts no responsibility for the completeness or accuracy of any of the information contained herein, and makes no representations about its suitability for any particular purpose. Users should make their own judgements about those matters and/or seek independent advice. You assume all risks associated with use of the data provided on this page.

# Race Results

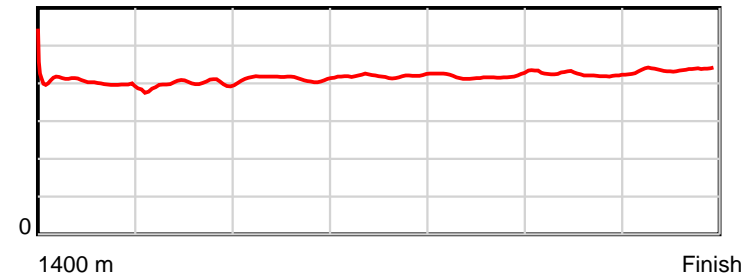
April 02, 2014, Race 1, 2UP MDN-SW, Distance 1400m, Mowbray - Offset 6m

Result	TAB no.	Horse (Barrier)	1400 to	1200m to	1000m to	800m to	600m to	400m to	200m to	Total or	Margin
10th	12	The Spot (10)	1200m	1000m	800m	600m	400m	200m	WP	Average	
		Position in running (margin)	-	7(4.4)	6(6.1)	7(8.3)	6(4.4)	8(4.3)	10(5.2)		10.20
		Sectional time (s)	14.90	10.99	12.06	11.85	11.80	12.82	13.60		
		Cumulative time (s)	88.01	73.11	62.12	50.06	38.22	26.42	13.60	1:28.01	
		Speed (m/s)	13.42	18.20	16.58	16.88	16.95	15.60	14.71	15.91	
		Stride length (m)	5.65	7.15	6.84	7.09	7.08	6.61	6.42	6.65	
		Stride duration (s)	0.408	0.393	0.413	0.420	0.418	0.424	0.436	0.418	
		Stride efficiency (%)	49.90	79.95	73.18	78.58	78.44	68.21	64.33	69.16	
		Stride count	35.39	27.96	29.22	28.20	28.23	30.27	31.17	210.44	

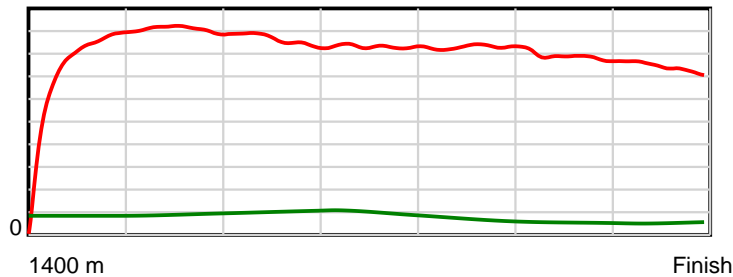
10 m Stride length



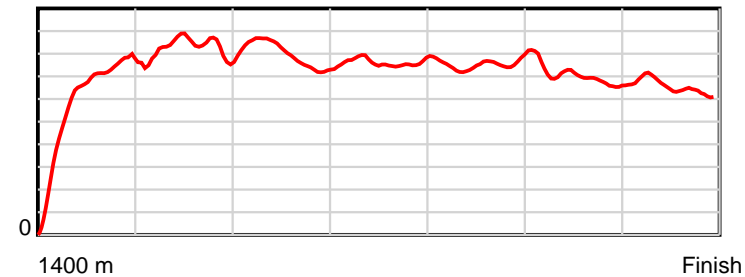
0.6 s Stride duration



20 m/sec Speed



100 % Stride efficiency



Note: Horizontal distance axis grid lines are 200m furlongs.

## Disclaimer.

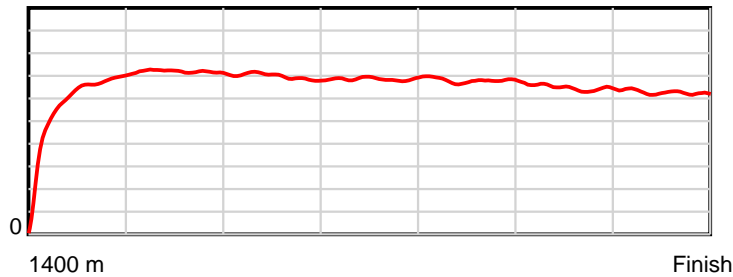
Tasracing Pty Ltd and Thoroughbred Ratings Pty Ltd accepts no responsibility for the completeness or accuracy of any of the information contained herein, and makes no representations about its suitability for any particular purpose. Users should make their own judgements about those matters and/or seek independent advice. You assume all risks associated with use of the data provided on this page.

# Race Results

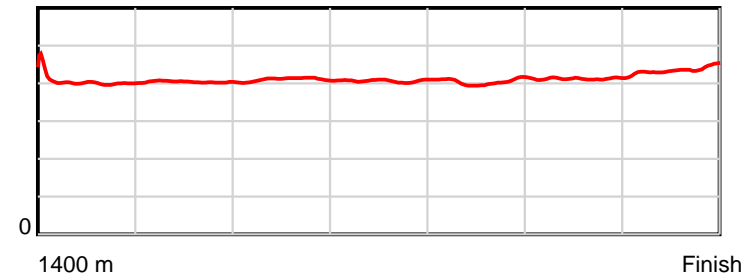
April 02, 2014, Race 1, 2UP MDN-SW, Distance 1400m, Mowbray - Offset 6m

Result	TAB no.	Horse (Barrier)	1400 to	1200m to	1000m to	800m to	600m to	400m to	200m to	Total or	Margin
11th	3	<b>Military Boy (8)</b>	<b>1200m</b>	<b>1000m</b>	<b>800m</b>	<b>600m</b>	<b>400m</b>	<b>200m</b>	<b>WP</b>	<b>Average</b>	
		Position in running (margin)	-	6(4.0)	8(6.9)	8(8.4)	8(5.4)	9(5.3)	11(7.2)		14.20
		Sectional time (s)	14.81	11.20	11.93	11.99	11.80	12.99	14.07		
		Cumulative time (s)	88.79	73.98	62.78	50.85	38.87	27.07	14.07	1:28.79	
		Speed (m/s)	13.50	17.86	16.76	16.68	16.95	15.40	14.21	15.77	
		Stride length (m)	5.69	7.22	6.88	6.78	6.86	6.34	6.22	6.53	
		Stride duration (s)	0.411	0.404	0.410	0.407	0.405	0.412	0.438	0.414	
		Stride efficiency (%)	50.68	81.36	73.87	71.88	73.50	62.76	60.42	66.69	
		Stride count	35.12	27.72	29.09	29.49	29.16	31.56	32.17	214.31	

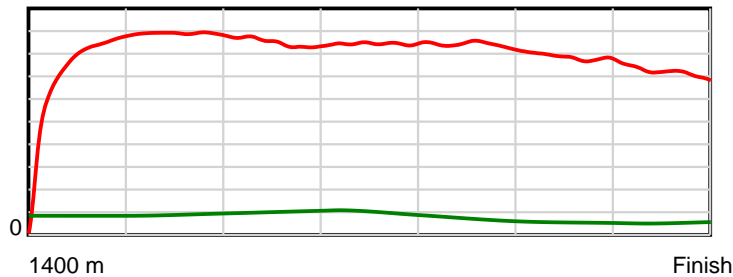
10 m Stride length



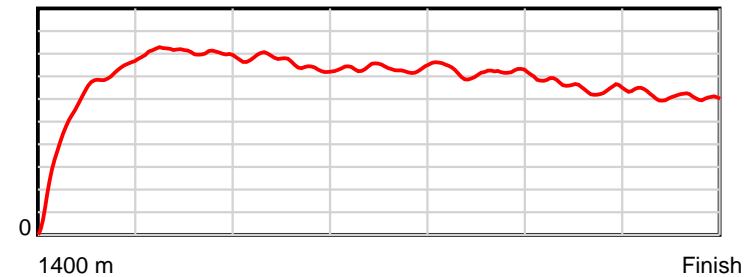
0.6 s Stride duration



20 m/sec Speed



100 % Stride efficiency



Note: Horizontal distance axis grid lines are 200m furlongs.

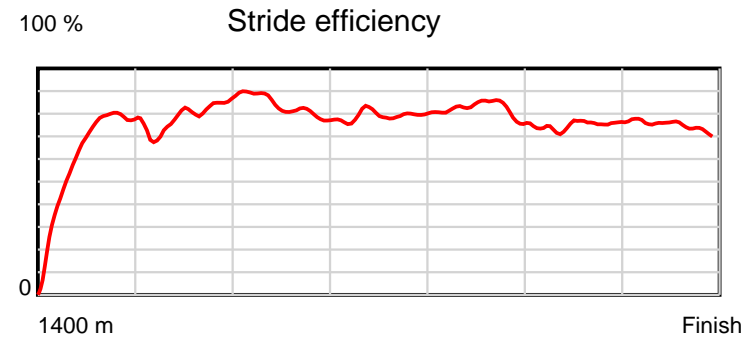
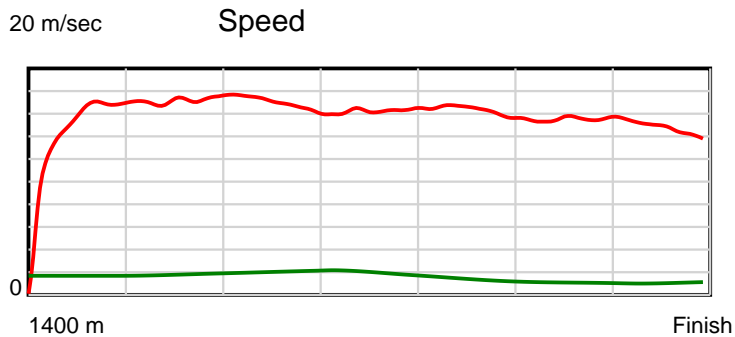
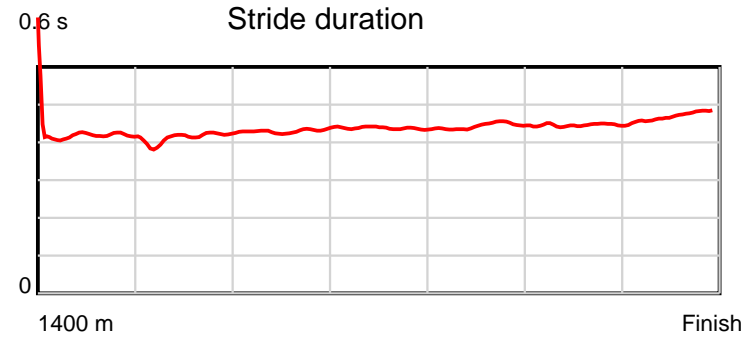
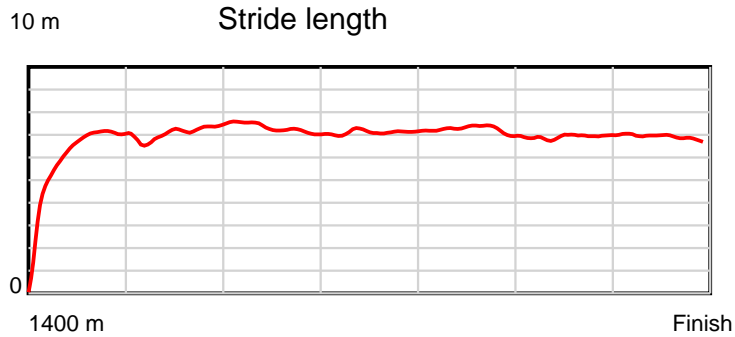
**Disclaimer.**

Tasracing Pty Ltd and Thoroughbred Ratings Pty Ltd accepts no responsibility for the completeness or accuracy of any of the information contained herein, and makes no representations about its suitability for any particular purpose. Users should make their own judgements about those matters and/or seek independent advice. You assume all risks associated with use of the data provided on this page.

# Race Results

April 02, 2014, Race 1, 2UP MDN-SW, Distance 1400m, Mowbray - Offset 6m

Result	TAB no.	Horse (Barrier)	1400 to	1200m to	1000m to	800m to	600m to	400m to	200m to	Total or	Margin
12th	1	At St Davids (2)	1200m	1000m	800m	600m	400m	200m	WP	Average	
		Position in running (margin)	-	9(5.1)	11(10.1)	12(12.2)	12(9.7)	12(10.7)	12(11.5)		16.70
		Sectional time (s)	15.12	11.54	12.03	12.08	11.99	12.81	13.72		
		Cumulative time (s)	89.29	74.17	62.63	50.60	38.53	26.53	13.72	1:29.29	
		Speed (m/s)	13.23	17.33	16.63	16.56	16.68	15.61	14.58	15.68	
		Stride length (m)	5.78	7.13	7.16	7.24	7.40	6.95	6.85	6.89	
		Stride duration (s)	0.420	0.411	0.431	0.437	0.444	0.445	0.470	0.439	
		Stride efficiency (%)	52.21	79.35	80.15	81.95	85.52	75.37	73.42	74.15	
		Stride count	34.60	28.07	27.93	27.62	27.04	28.80	29.18	203.24	



Note: Horizontal distance axis grid lines are 200m furlongs.

#### Disclaimer.

Tasracing Pty Ltd and Thoroughbred Ratings Pty Ltd accepts no responsibility for the completeness or accuracy of any of the information contained herein, and makes no representations about its suitability for any particular purpose. Users should make their own judgements about those matters and/or seek independent advice. You assume all risks associated with use of the data provided on this page.