



## Race Results

Tasmanian Turf Club, Launceston, April 02, 2014

Compilation date: April 3, 2014, 11:05:41 AM (EST)

Copyright © 2014 Tasracing Pty Ltd. All rights reserved.

### Trademarks.

StrideMASTER is a registered trademark of Thoroughbred Ratings Pty Ltd.

### Disclaimer.

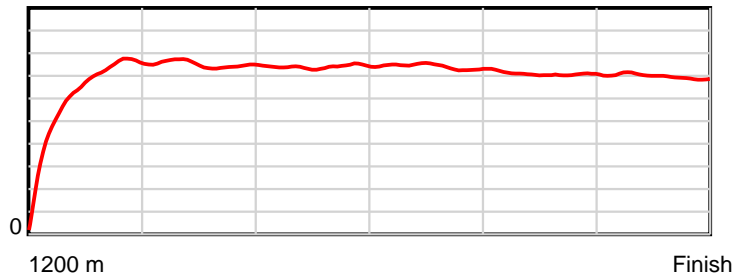
Tasracing Pty Ltd and Thoroughbred Ratings Pty Ltd accepts no responsibility for the completeness or accuracy of any of the information contained herein, and makes no representations about its suitability for any particular purpose. Users should make their own judgements about those matters and/or seek independent advice. You assume all risks associated with use of the data provided on this page.

# Race Results

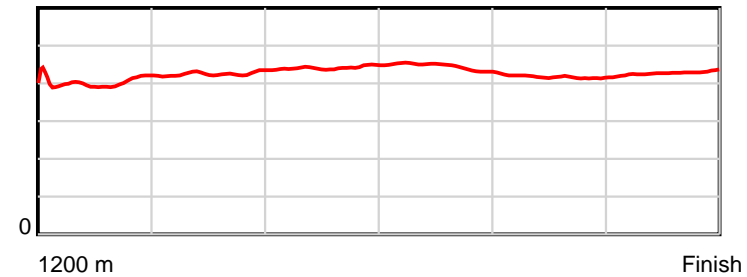
April 02, 2014, Race 2, 2UP MDN-SW, Distance 1200m, Mowbray - Offset 6m

Result	TAB no.	Horse (Barrier)	1200 to	1000m to	800m to	600m to	400m to	200m to	Total or	Margin
1st	11	<b>Huss Style (3)</b>	<b>1000m</b>	<b>800m</b>	<b>600m</b>	<b>400m</b>	<b>200m</b>	<b>WP</b>	<b>Average</b>	
		Position in running (margin)	-	1(0.0)	1(0.0)	1(0.0)	1(0.0)	1(0.0)		0.00
		Sectional time (s)	14.17	11.22	12.27	12.09	11.91	12.24		
		Cumulative time (s)	73.90	59.73	48.51	36.25	24.15	12.24	1:13.90	
		Speed (m/s)	14.11	17.83	16.30	16.54	16.79	16.34	16.24	
		Stride length (m)	5.84	7.59	7.20	7.33	6.99	7.00	6.94	
		Stride duration (s)	0.404	0.426	0.442	0.443	0.416	0.428	0.428	
		Stride efficiency (%)	53.32	90.00	81.12	83.98	76.35	76.62	75.36	
		Stride count	34.24	26.35	27.76	27.28	28.61	28.56	172.80	

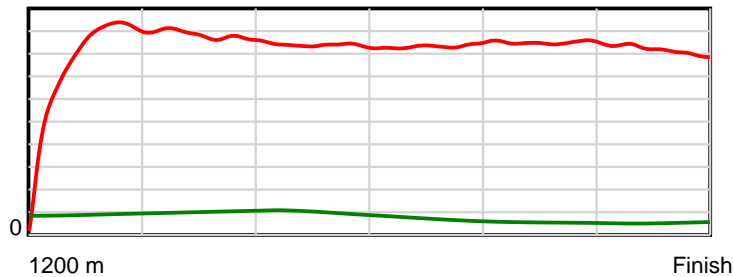
10 m Stride length



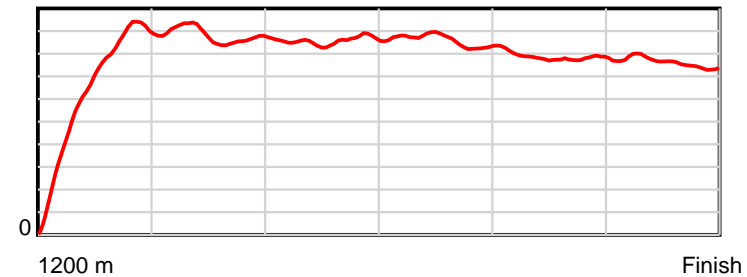
0.6 s Stride duration



20 m/sec Speed



100 % Stride efficiency



Note: Horizontal distance axis grid lines are 200m furlongs.

## Disclaimer.

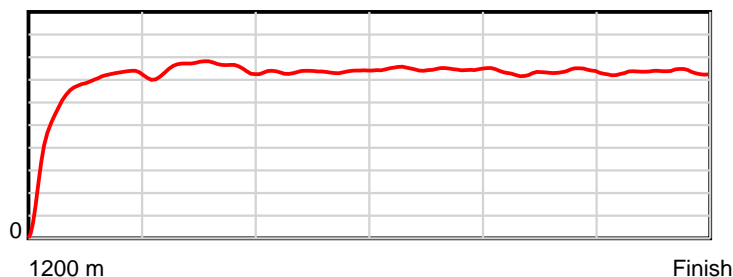
Tasracing Pty Ltd and Thoroughbred Ratings Pty Ltd accepts no responsibility for the completeness or accuracy of any of the information contained herein, and makes no representations about its suitability for any particular purpose. Users should make their own judgements about those matters and/or seek independent advice. You assume all risks associated with use of the data provided on this page.

# Race Results

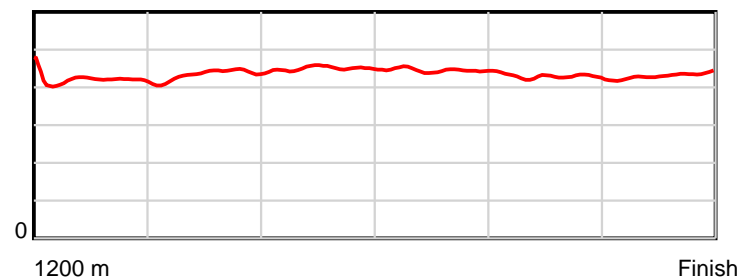
April 02, 2014, Race 2, 2UP MDN-SW, Distance 1200m, Mowbray - Offset 6m

Result	TAB no.	Horse (Barrier)	1200 to	1000m to	800m to	600m to	400m to	200m to	Total or	Margin
2nd	3	<b>Genuine Lad (6)</b>	<b>1000m</b>	<b>800m</b>	<b>600m</b>	<b>400m</b>	<b>200m</b>	<b>WP</b>	<b>Average</b>	
		Position in running (margin)	-	6(4.2)	5(6.4)	6(5.4)	9(3.5)	6(3.0)		1.50
		Sectional time (s)	15.06	11.59	12.09	11.79	11.83	11.81		
		Cumulative time (s)	74.18	59.12	47.52	35.44	23.65	11.81	1:14.18	
		Speed (m/s)	13.28	17.26	16.54	16.96	16.91	16.93	16.18	
		Stride length (m)	5.71	7.53	7.46	7.54	7.23	7.32	7.06	
		Stride duration (s)	0.419	0.436	0.451	0.445	0.428	0.432	0.436	
		Stride efficiency (%)	50.88	88.51	86.85	88.95	81.71	83.63	77.90	
		Stride count	35.05	26.57	26.83	26.51	27.66	27.34	169.96	

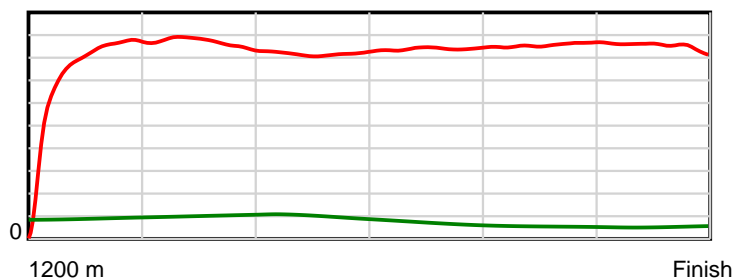
10 m Stride length



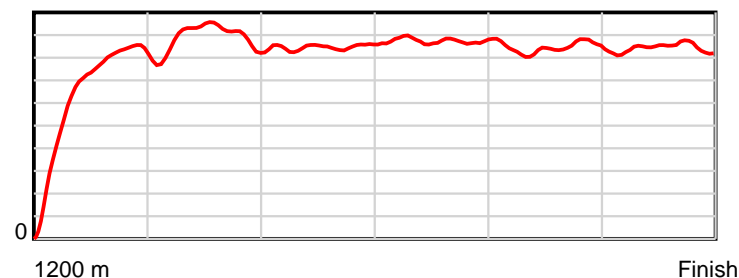
0.6 s Stride duration



20 m/sec Speed



100 % Stride efficiency



Note: Horizontal distance axis grid lines are 200m furlongs.

## Disclaimer.

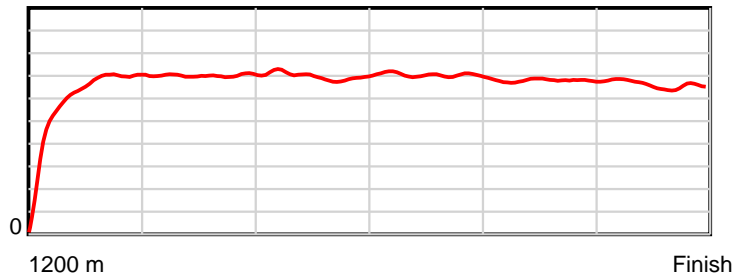
Tasracing Pty Ltd and Thoroughbred Ratings Pty Ltd accepts no responsibility for the completeness or accuracy of any of the information contained herein, and makes no representations about its suitability for any particular purpose. Users should make their own judgements about those matters and/or seek independent advice. You assume all risks associated with use of the data provided on this page.

# Race Results

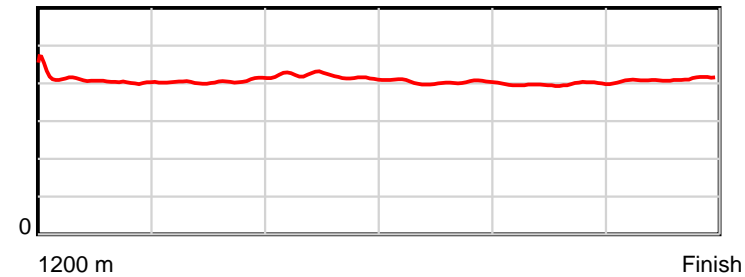
April 02, 2014, Race 2, 2UP MDN-SW, Distance 1200m, Mowbray - Offset 6m

Result	TAB no.	Horse (Barrier)	1200 to	1000m to	800m to	600m to	400m to	200m to	Total or	Margin
3rd	7	Sheza Fatty Bo... (12)	1000m	800m	600m	400m	200m	WP	Average	
		Position in running (margin)	-	10(6.1)	8(8.0)	7(5.4)	4(1.2)	2(0.9)		2.30
		Sectional time (s)	15.25	11.52	11.84	11.39	11.86	12.47		
		Cumulative time (s)	74.33	59.08	47.56	35.72	24.34	12.47	1:14.32	
		Speed (m/s)	13.12	17.36	16.89	17.56	16.86	16.04	16.14	
		Stride length (m)	5.54	7.02	7.09	7.08	6.69	6.59	6.62	
		Stride duration (s)	0.416	0.405	0.420	0.403	0.397	0.411	0.410	
		Stride efficiency (%)	47.89	77.08	78.59	78.39	70.01	67.91	68.48	
		Stride count	36.13	28.48	28.20	28.24	29.88	30.34	181.27	

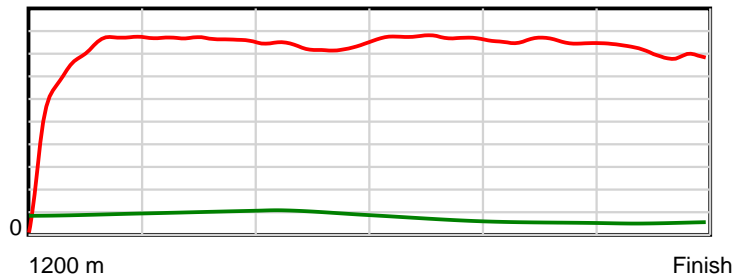
10 m Stride length



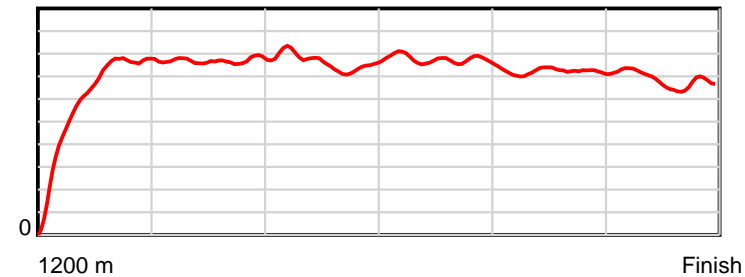
0.6 s Stride duration



20 m/sec Speed



100 % Stride efficiency



Note: Horizontal distance axis grid lines are 200m furlongs.

## Disclaimer.

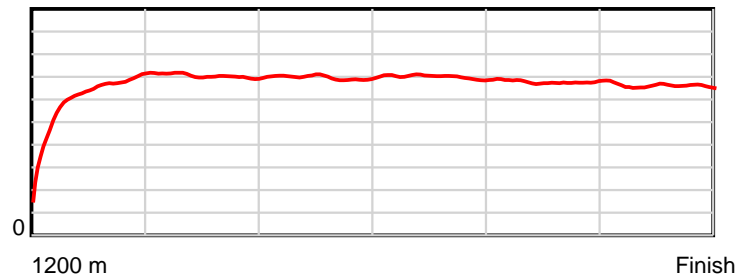
Tasracing Pty Ltd and Thoroughbred Ratings Pty Ltd accepts no responsibility for the completeness or accuracy of any of the information contained herein, and makes no representations about its suitability for any particular purpose. Users should make their own judgements about those matters and/or seek independent advice. You assume all risks associated with use of the data provided on this page.

# Race Results

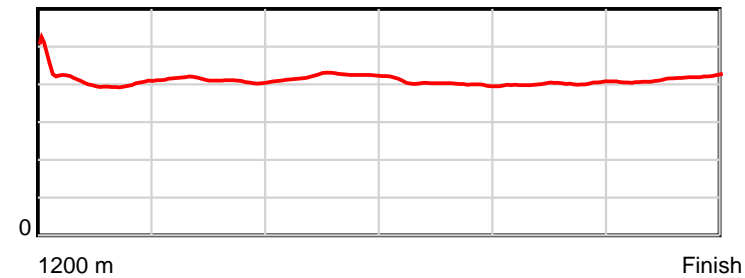
April 02, 2014, Race 2, 2UP MDN-SW, Distance 1200m, Mowbray - Offset 6m

Result	TAB no.	Horse (Barrier)	1200 to	1000m to	800m to	600m to	400m to	200m to	Total or	Margin
4th	8	Tyrekicker (11)	1000m	800m	600m	400m	200m	WP	Average	
		Position in running (margin)	-	8(4.7)	9(8.9)	9(6.0)	2(1.0)	3(1.8)		3.80
		Sectional time (s)	15.20	11.90	11.79	11.27	12.03	12.42		
		Cumulative time (s)	74.61	59.41	47.51	35.72	24.45	12.42	1:14.61	
		Speed (m/s)	13.16	16.81	16.96	17.75	16.63	16.10	16.08	
		Stride length (m)	5.55	6.90	7.17	7.13	6.68	6.69	6.64	
		Stride duration (s)	0.413	0.411	0.423	0.402	0.402	0.416	0.413	
		Stride efficiency (%)	48.08	74.36	80.39	79.42	69.63	70.01	68.82	
		Stride count	36.06	28.99	27.88	28.05	29.96	29.88	180.82	

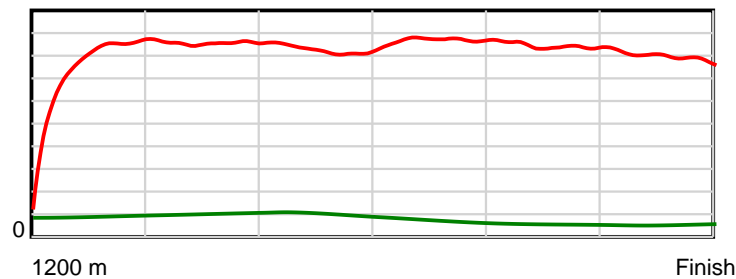
10 m Stride length



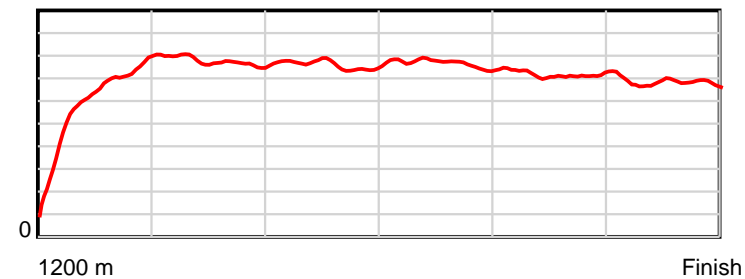
0.6 s Stride duration



20 m/sec Speed



100 % Stride efficiency



Note: Horizontal distance axis grid lines are 200m furlongs.

## Disclaimer.

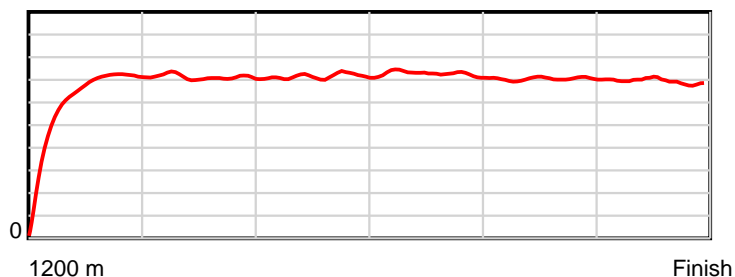
Tasracing Pty Ltd and Thoroughbred Ratings Pty Ltd accepts no responsibility for the completeness or accuracy of any of the information contained herein, and makes no representations about its suitability for any particular purpose. Users should make their own judgements about those matters and/or seek independent advice. You assume all risks associated with use of the data provided on this page.

# Race Results

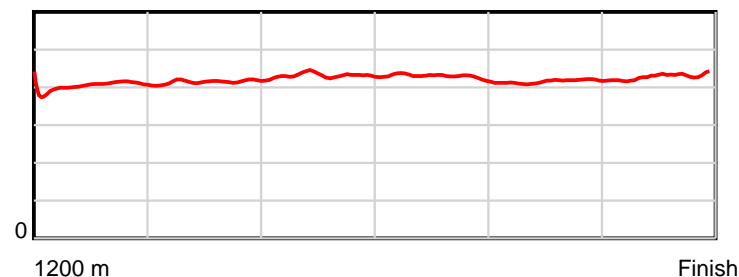
April 02, 2014, Race 2, 2UP MDN-SW, Distance 1200m, Mowbray - Offset 6m

Result	TAB no.	Horse (Barrier)	1200 to	1000m to	800m to	600m to	400m to	200m to	Total or	Margin
5th	1	<b>Frogmoor Mal (2)</b>	<b>1000m</b>	<b>800m</b>	<b>600m</b>	<b>400m</b>	<b>200m</b>	<b>WP</b>	<b>Average</b>	
		Position in running (margin)	-	4(3.7)	6(6.5)	3(4.1)	5(1.5)	4(1.8)		4.60
		Sectional time (s)	15.03	11.68	11.86	11.66	11.98	12.56		
		Cumulative time (s)	74.76	59.73	48.05	36.19	24.53	12.56	1:14.76	
		Speed (m/s)	13.31	17.12	16.86	17.15	16.69	15.92	16.05	
		Stride length (m)	5.53	7.10	7.25	7.36	6.93	6.83	6.77	
		Stride duration (s)	0.405	0.414	0.430	0.429	0.415	0.428	0.422	
		Stride efficiency (%)	47.75	78.67	82.24	84.54	74.98	72.79	71.58	
		Stride count	36.18	28.19	27.57	27.19	28.87	29.30	177.30	

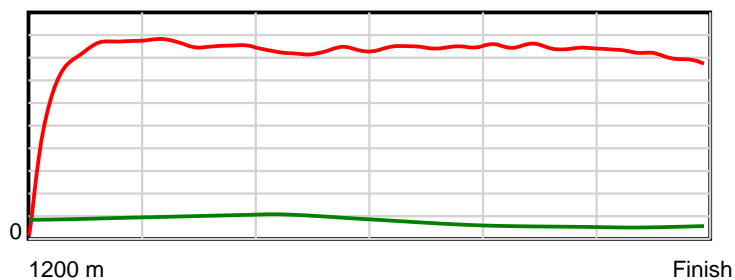
10 m Stride length



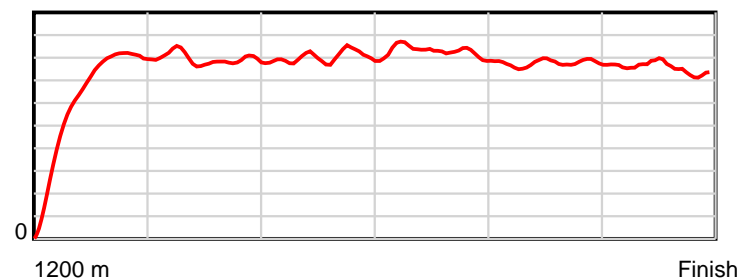
0.6 s Stride duration



20 m/sec Speed



100 % Stride efficiency



Note: Horizontal distance axis grid lines are 200m furlongs.

## Disclaimer.

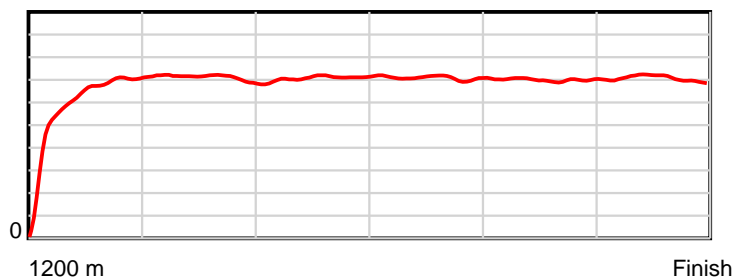
Tasracing Pty Ltd and Thoroughbred Ratings Pty Ltd accepts no responsibility for the completeness or accuracy of any of the information contained herein, and makes no representations about its suitability for any particular purpose. Users should make their own judgements about those matters and/or seek independent advice. You assume all risks associated with use of the data provided on this page.

# Race Results

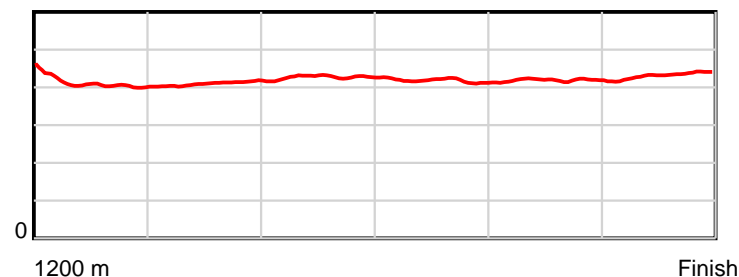
April 02, 2014, Race 2, 2UP MDN-SW, Distance 1200m, Mowbray - Offset 6m

Result	TAB no.	Horse (Barrier)	1200 to	1000m to	800m to	600m to	400m to	200m to	Total or	Margin
6th	6	Royal Bluff (9)	1000m	800m	600m	400m	200m	WP	Average	
		Position in running (margin)	-	7(4.3)	7(6.7)	8(5.5)	7(2.5)	7(3.8)		4.70
		Sectional time (s)	15.12	11.63	12.06	11.59	12.13	12.26		
		Cumulative time (s)	74.78	59.66	48.04	35.98	24.39	12.26	1:14.78	
		Speed (m/s)	13.23	17.20	16.58	17.26	16.49	16.31	16.05	
		Stride length (m)	5.62	7.05	7.09	7.20	6.90	7.07	6.77	
		Stride duration (s)	0.416	0.410	0.427	0.418	0.419	0.433	0.422	
		Stride efficiency (%)	49.42	77.77	78.58	81.09	74.48	78.05	71.71	
		Stride count	35.56	28.35	28.20	27.76	28.97	28.30	177.14	

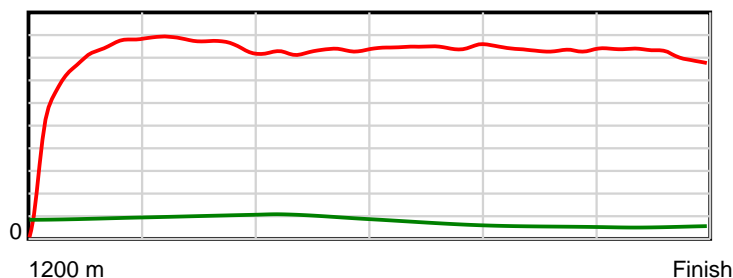
10 m Stride length



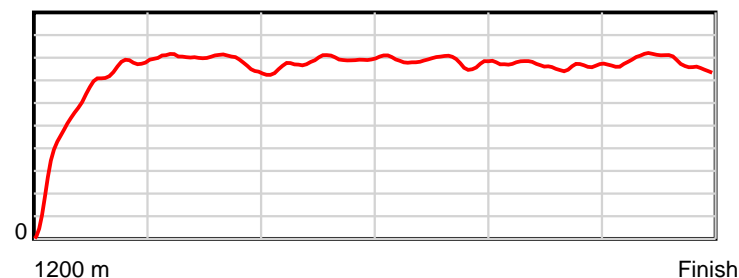
0.6 s Stride duration



20 m/sec Speed



100 % Stride efficiency



Note: Horizontal distance axis grid lines are 200m furlongs.

## Disclaimer.

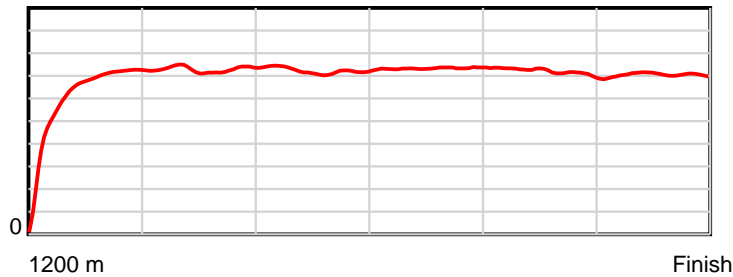
Tasracing Pty Ltd and Thoroughbred Ratings Pty Ltd accepts no responsibility for the completeness or accuracy of any of the information contained herein, and makes no representations about its suitability for any particular purpose. Users should make their own judgements about those matters and/or seek independent advice. You assume all risks associated with use of the data provided on this page.

# Race Results

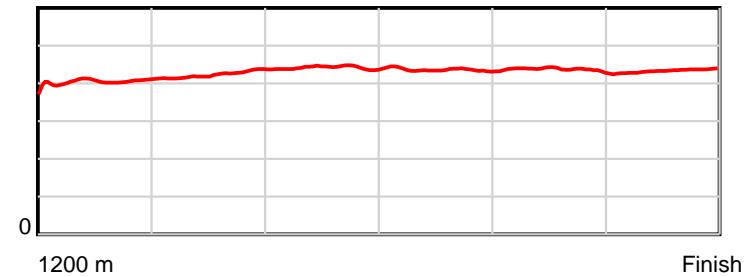
April 02, 2014, Race 2, 2UP MDN-SW, Distance 1200m, Mowbray - Offset 6m

Result	TAB no.	Horse (Barrier)	1200 to	1000m to	800m to	600m to	400m to	200m to	Total or	Margin
7th	5	Lancashire (5)	1000m	800m	600m	400m	200m	WP	Average	
		Position in running (margin)	-	3(3.2)	4(5.6)	4(4.1)	6(2.0)	8(4.6)		5.20
		Sectional time (s)	14.82	11.60	12.02	11.74	12.35	12.34		
		Cumulative time (s)	74.87	60.05	48.45	36.43	24.69	12.34	1:14.87	
		Speed (m/s)	13.49	17.24	16.64	17.04	16.19	16.21	16.03	
		Stride length (m)	5.48	7.32	7.34	7.41	7.07	7.04	6.87	
		Stride duration (s)	0.399	0.424	0.441	0.435	0.437	0.434	0.429	
		Stride efficiency (%)	46.97	83.64	84.24	85.84	78.10	77.56	73.70	
		Stride count	36.48	27.34	27.24	26.99	28.29	28.39	174.73	

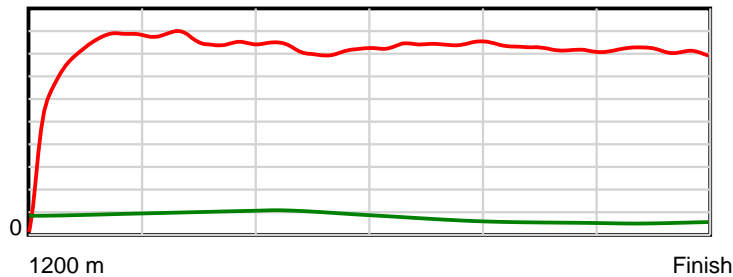
10 m Stride length



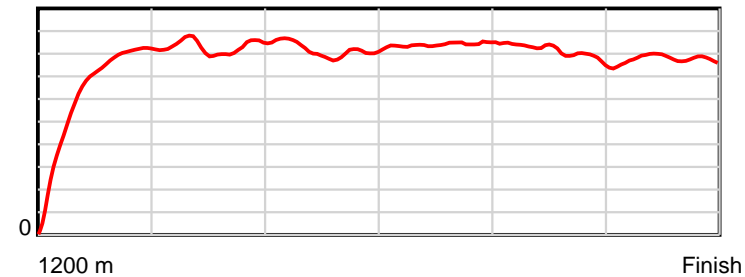
0.6 s Stride duration



20 m/sec Speed



100 % Stride efficiency



Note: Horizontal distance axis grid lines are 200m furlongs.

## Disclaimer.

Tasracing Pty Ltd and Thoroughbred Ratings Pty Ltd accepts no responsibility for the completeness or accuracy of any of the information contained herein, and makes no representations about its suitability for any particular purpose. Users should make their own judgements about those matters and/or seek independent advice. You assume all risks associated with use of the data provided on this page.

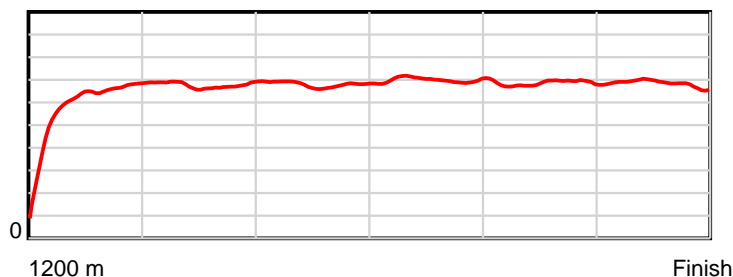


# Race Results

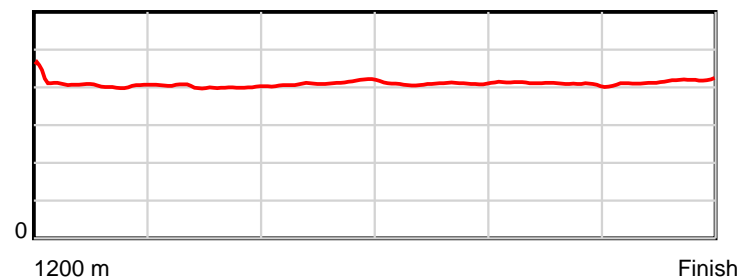
April 02, 2014, Race 2, 2UP MDN-SW, Distance 1200m, Mowbray - Offset 6m

Result	TAB no.	Horse (Barrier)	1200 to	1000m to	800m to	600m to	400m to	200m to	Total or	Margin
8th	4	Gee Gee Miss T... (1)	1000m	800m	600m	400m	200m	WP	Average	
		Position in running (margin)	-	9(5.9)	10(9.2)	10(6.3)	10(3.9)	10(5.5)		5.60
		Sectional time (s)	15.36	11.77	11.79	11.69	12.18	12.17		
		Cumulative time (s)	74.95	59.59	47.83	36.04	24.35	12.17	1:14.95	
		Speed (m/s)	13.02	16.99	16.96	17.11	16.42	16.43	16.01	
		Stride length (m)	5.43	6.81	7.00	6.99	6.72	6.85	6.58	
		Stride duration (s)	0.407	0.401	0.412	0.409	0.410	0.417	0.411	
		Stride efficiency (%)	46.16	72.55	76.47	76.45	70.63	73.37	67.73	
		Stride count	36.80	29.35	28.59	28.59	29.75	29.19	182.27	

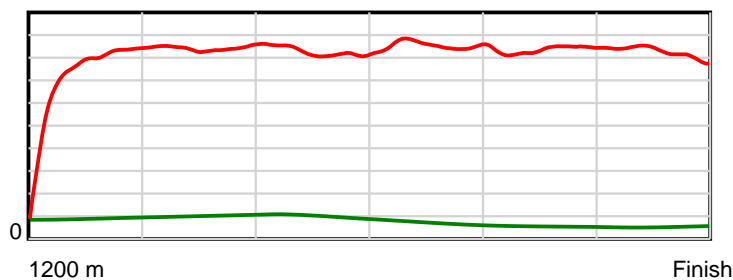
10 m Stride length



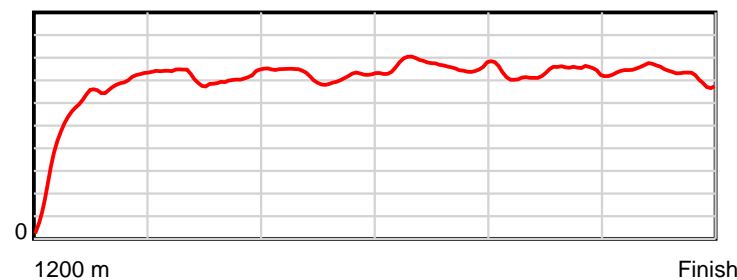
0.6 s Stride duration



20 m/sec Speed



100 % Stride efficiency



Note: Horizontal distance axis grid lines are 200m furlongs.

## Disclaimer.

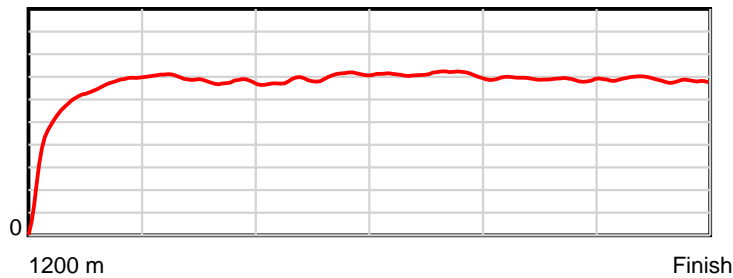
Tasracing Pty Ltd and Thoroughbred Ratings Pty Ltd accepts no responsibility for the completeness or accuracy of any of the information contained herein, and makes no representations about its suitability for any particular purpose. Users should make their own judgements about those matters and/or seek independent advice. You assume all risks associated with use of the data provided on this page.

# Race Results

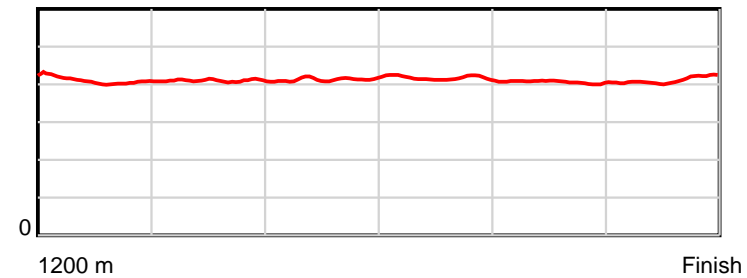
April 02, 2014, Race 2, 2UP MDN-SW, Distance 1200m, Mowbray - Offset 6m

Result	TAB no.	Horse (Barrier)	1200 to	1000m to	800m to	600m to	400m to	200m to	Total or	Margin
9th	9	Chain of Praye... (7)	1000m	800m	600m	400m	200m	WP	Average	
		Position in running (margin)	-	11(8.4)	11(13.1)	11(9.6)	11(6.2)	11(6.7)		6.90
		Sectional time (s)	15.84	12.00	11.68	11.54	12.00	12.15		
		Cumulative time (s)	75.20	59.36	47.36	35.69	24.15	12.15	1:15.20	
		Speed (m/s)	12.63	16.67	17.12	17.33	16.67	16.46	15.96	
		Stride length (m)	5.33	6.82	7.09	7.20	6.76	6.78	6.60	
		Stride duration (s)	0.411	0.409	0.414	0.416	0.406	0.412	0.414	
		Stride efficiency (%)	44.45	72.59	78.60	81.10	71.50	71.93	68.05	
		Stride count	37.50	29.34	28.20	27.76	29.57	29.48	181.85	

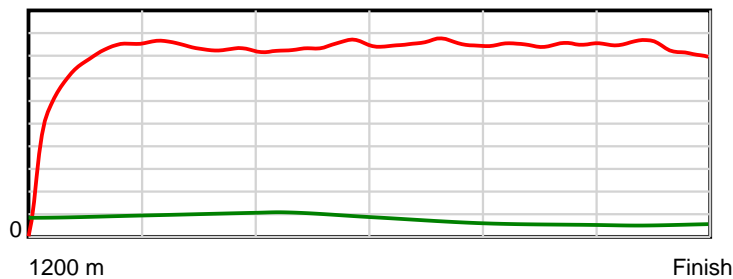
10 m Stride length



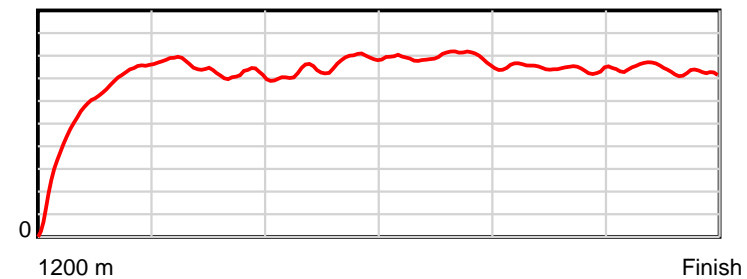
0.6 s Stride duration



20 m/sec Speed



100 % Stride efficiency



Note: Horizontal distance axis grid lines are 200m furlongs.

## Disclaimer.

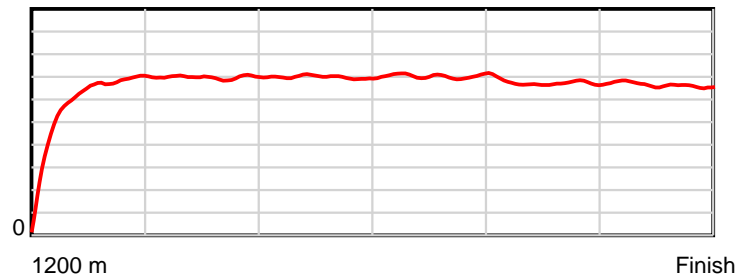
Tasracing Pty Ltd and Thoroughbred Ratings Pty Ltd accepts no responsibility for the completeness or accuracy of any of the information contained herein, and makes no representations about its suitability for any particular purpose. Users should make their own judgements about those matters and/or seek independent advice. You assume all risks associated with use of the data provided on this page.

# Race Results

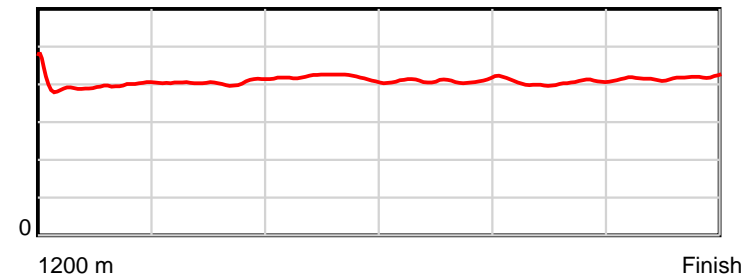
April 02, 2014, Race 2, 2UP MDN-SW, Distance 1200m, Mowbray - Offset 6m

Result	TAB no.	Horse (Barrier)	1200 to	1000m to	800m to	600m to	400m to	200m to	Total or	Margin
10th	2	Warrior's Ques... (4)	1000m	800m	600m	400m	200m	WP	Average	
		Position in running (margin)	-	2(2.4)	2(4.8)	5(4.8)	8(2.7)	9(4.8)		7.20
		Sectional time (s)	14.74	11.62	12.27	11.75	12.27	12.61		
		Cumulative time (s)	75.25	60.51	48.90	36.63	24.88	12.61	1:15.25	
		Speed (m/s)	13.56	17.21	16.30	17.02	16.30	15.86	15.95	
		Stride length (m)	5.56	6.97	6.82	6.98	6.59	6.63	6.55	
		Stride duration (s)	0.401	0.405	0.418	0.410	0.405	0.418	0.411	
		Stride efficiency (%)	48.29	75.98	72.66	76.19	67.89	68.68	67.09	
		Stride count	35.98	28.68	29.33	28.64	30.34	30.17	183.14	

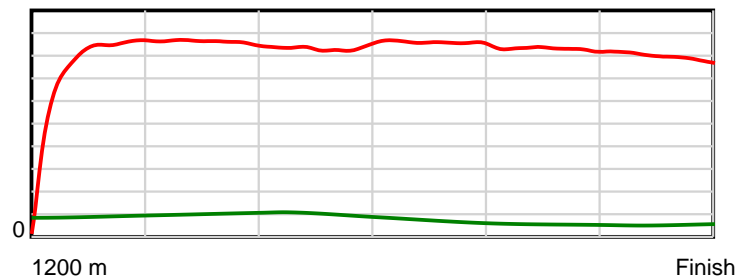
10 m Stride length



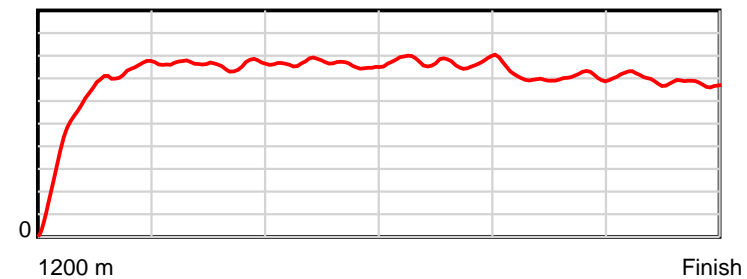
0.6 s Stride duration



20 m/sec Speed



100 % Stride efficiency



Note: Horizontal distance axis grid lines are 200m furlongs.

## Disclaimer.

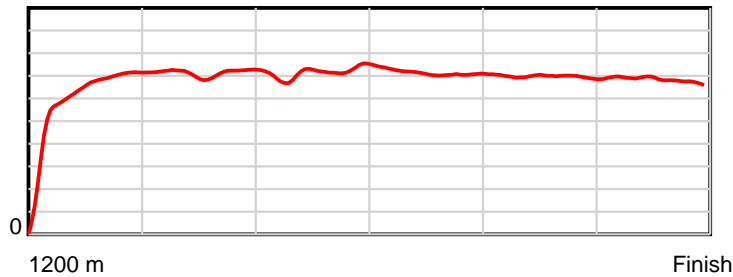
Tasracing Pty Ltd and Thoroughbred Ratings Pty Ltd accepts no responsibility for the completeness or accuracy of any of the information contained herein, and makes no representations about its suitability for any particular purpose. Users should make their own judgements about those matters and/or seek independent advice. You assume all risks associated with use of the data provided on this page.

# Race Results

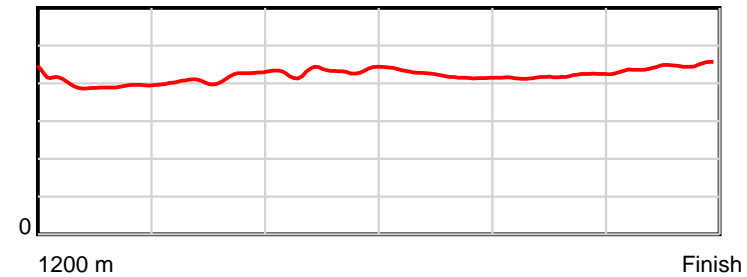
April 02, 2014, Race 2, 2UP MDN-SW, Distance 1200m, Mowbray - Offset 6m

Result	TAB no.	Horse (Barrier)	1200 to	1000m to	800m to	600m to	400m to	200m to	Total or	Margin
11th	12	<b>Little May (10)</b>	<b>1000m</b>	<b>800m</b>	<b>600m</b>	<b>400m</b>	<b>200m</b>	<b>WP</b>	<b>Average</b>	
		Position in running (margin)	-	5(4.1)	3(5.3)	2(3.1)	3(1.1)	5(1.9)		7.40
		Sectional time (s)	15.07	11.41	11.90	11.76	12.06	13.10		
		Cumulative time (s)	75.29	60.22	48.81	36.92	25.16	13.10	1:15.29	
		Speed (m/s)	13.27	17.53	16.81	17.01	16.58	15.27	15.94	
		Stride length (m)	5.36	7.25	7.26	7.18	6.94	6.79	6.72	
		Stride duration (s)	0.396	0.414	0.432	0.422	0.418	0.444	0.422	
		Stride efficiency (%)	44.91	82.16	82.30	80.66	75.21	71.94	70.54	
		Stride count	37.31	27.58	27.56	27.84	28.83	29.48	178.60	

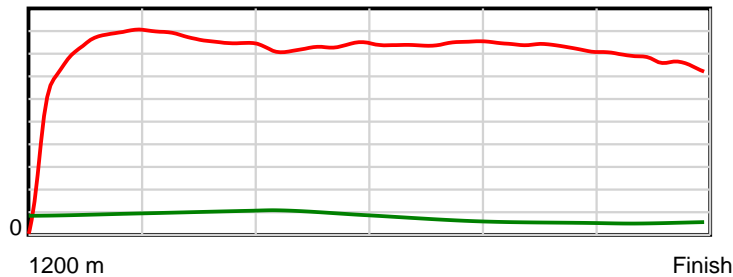
10 m Stride length



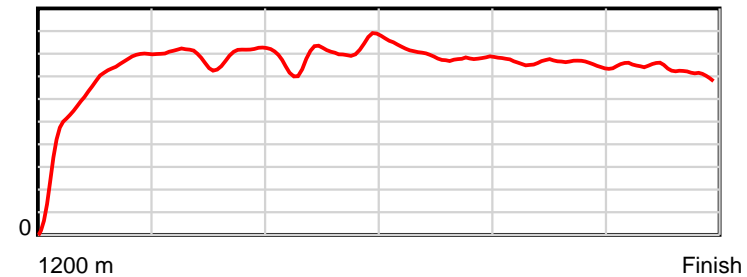
0.6 s Stride duration



20 m/sec Speed



100 % Stride efficiency



Note: Horizontal distance axis grid lines are 200m furlongs.

## Disclaimer.

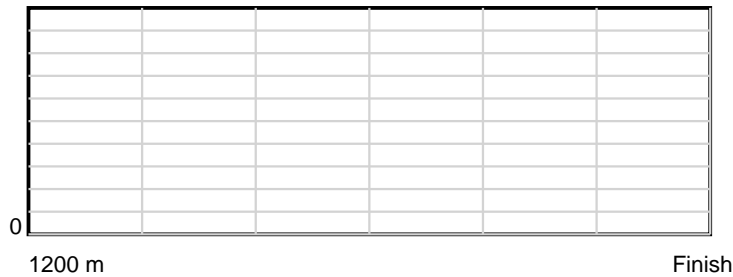
Tasracing Pty Ltd and Thoroughbred Ratings Pty Ltd accepts no responsibility for the completeness or accuracy of any of the information contained herein, and makes no representations about its suitability for any particular purpose. Users should make their own judgements about those matters and/or seek independent advice. You assume all risks associated with use of the data provided on this page.

# Race Results


April 02, 2014, Race 2, 2UP MDN-SW, Distance 1200m, Mowbray - Offset 6m

Result	TAB no.	Horse (Barrier)	1200 to	1000m to	800m to	600m to	400m to	200m to	Total or	Margin
12th	10	<b>Dubawi Diamond (8)</b>								
		Position in running (margin)								
		Sectional time (s)								
		Cumulative time (s)								
		Speed (m/s)								
		Stride length (m)								
		Stride duration (s)								
		Stride efficiency (%)								
		Stride count								

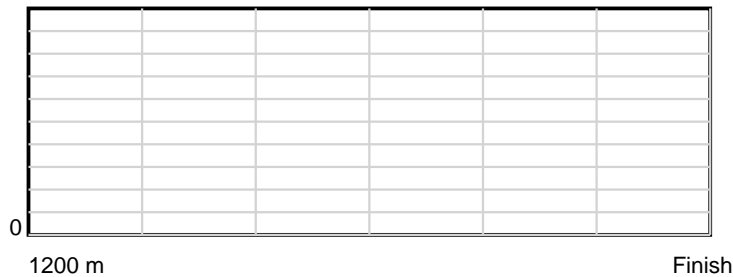
10 m Stride length



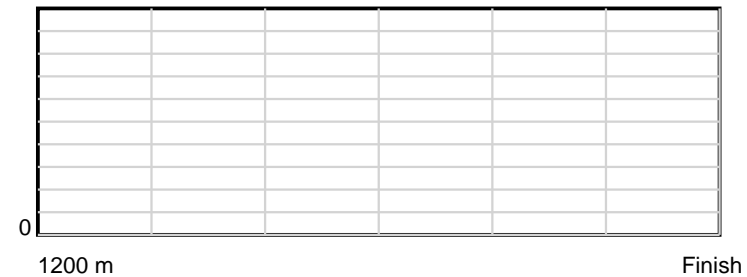
0.6 s Stride duration



20 m/sec Speed



100 % Stride efficiency



Note: Horizontal distance axis grid lines are 200m furlongs.

**Disclaimer.**

Tasracing Pty Ltd and Thoroughbred Ratings Pty Ltd accepts no responsibility for the completeness or accuracy of any of the information contained herein, and makes no representations about its suitability for any particular purpose. Users should make their own judgements about those matters and/or seek independent advice. You assume all risks associated with use of the data provided on this page.