



Race Results

Tasmanian Turf Club, Launceston, April 02, 2014

Compilation date: April 3, 2014, 11:08:20 AM (EST)

Copyright © 2014 Tasracing Pty Ltd. All rights reserved.

Trademarks.

StrideMASTER is a registered trademark of Thoroughbred Ratings Pty Ltd.

Disclaimer.

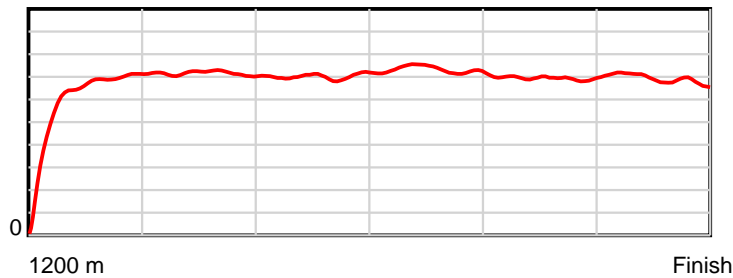
Tasracing Pty Ltd and Thoroughbred Ratings Pty Ltd accepts no responsibility for the completeness or accuracy of any of the information contained herein, and makes no representations about its suitability for any particular purpose. Users should make their own judgements about those matters and/or seek independent advice. You assume all risks associated with use of the data provided on this page.

Race Results

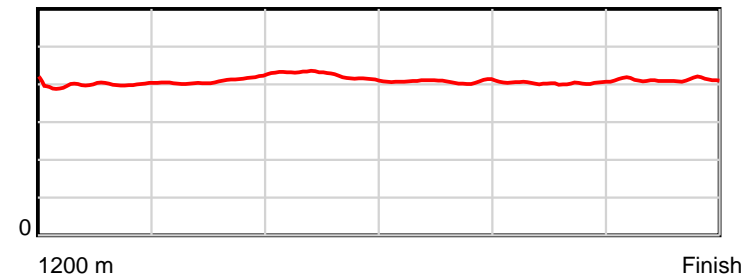
April 02, 2014, Race 5, CL1, Distance 1200m, Mowbray - Offset 6m

Result	TAB no.	Horse (Barrier)	1200 to	1000m to	800m to	600m to	400m to	200m to	Total or	Margin
1st	3	Osborne (3)	1000m	800m	600m	400m	200m	WP	Average	
		Position in running (margin)	-	6(2.3)	6(4.1)	5(4.9)	3(2.0)	1(0.0)		0.00
		Sectional time (s)	14.46	11.57	12.26	11.10	11.85	11.99		
		Cumulative time (s)	73.23	58.77	47.19	34.94	23.84	11.99	1:13.23	
		Speed (m/s)	13.83	17.29	16.31	18.02	16.88	16.68	16.39	
		Stride length (m)	5.68	7.08	6.92	7.34	6.80	6.86	6.73	
		Stride duration (s)	0.399	0.410	0.424	0.407	0.403	0.412	0.411	
		Stride efficiency (%)	50.39	78.36	74.78	84.23	72.18	73.63	70.88	
		Stride count	35.22	28.24	28.91	27.24	29.43	29.14	178.18	

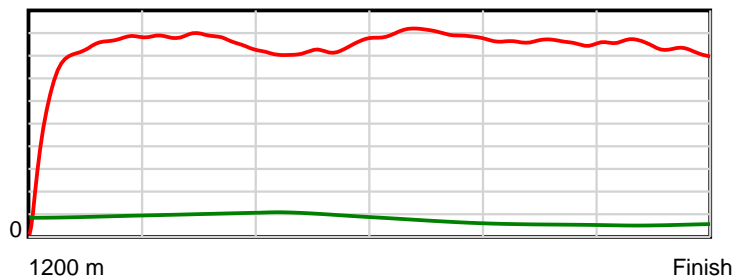
10 m Stride length



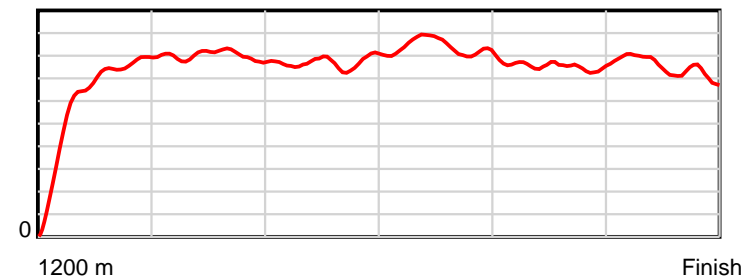
0.6 s Stride duration



20 m/sec Speed



100 % Stride efficiency



Note: Horizontal distance axis grid lines are 200m furlongs.

Disclaimer.

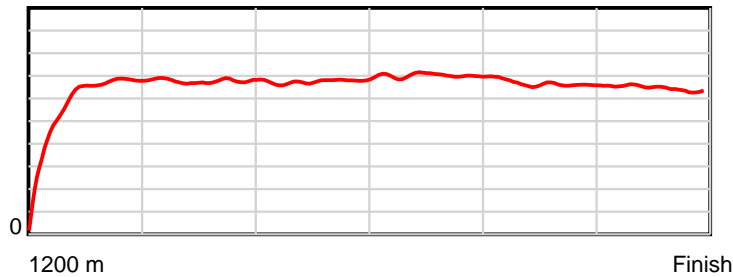
Tasracing Pty Ltd and Thoroughbred Ratings Pty Ltd accepts no responsibility for the completeness or accuracy of any of the information contained herein, and makes no representations about its suitability for any particular purpose. Users should make their own judgements about those matters and/or seek independent advice. You assume all risks associated with use of the data provided on this page.

Race Results

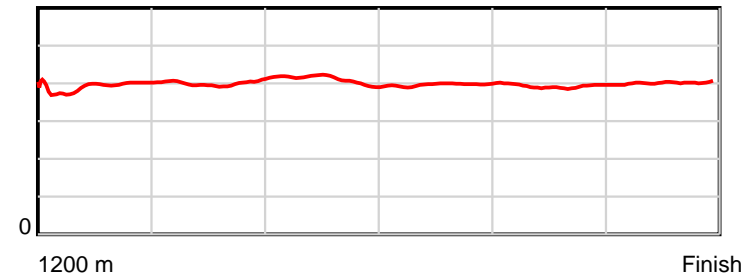
April 02, 2014, Race 5, CL1, Distance 1200m, Mowbray - Offset 6m

Result	TAB no.	Horse (Barrier)	1200 to	1000m to	800m to	600m to	400m to	200m to	Total or	Margin
2nd	4	Prickly Diamon... (1)	1000m	800m	600m	400m	200m	WP	Average	
		Position in running (margin)	-	9(3.7)	7(4.8)	8(5.8)	8(4.2)	4(1.9)		2.30
		Sectional time (s)	14.52	11.46	12.28	11.32	11.79	12.28		
		Cumulative time (s)	73.65	59.13	47.67	35.39	24.07	12.28	1:13.65	
		Speed (m/s)	13.77	17.45	16.29	17.67	16.96	16.29	16.29	
		Stride length (m)	5.41	6.98	6.67	7.01	6.65	6.52	6.49	
		Stride duration (s)	0.387	0.400	0.410	0.397	0.392	0.400	0.398	
		Stride efficiency (%)	45.74	76.12	69.56	76.89	69.18	66.40	65.85	
		Stride count	36.97	28.66	29.98	28.51	30.06	30.68	184.86	

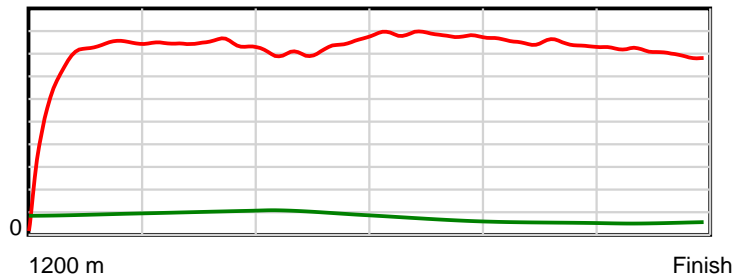
10 m Stride length



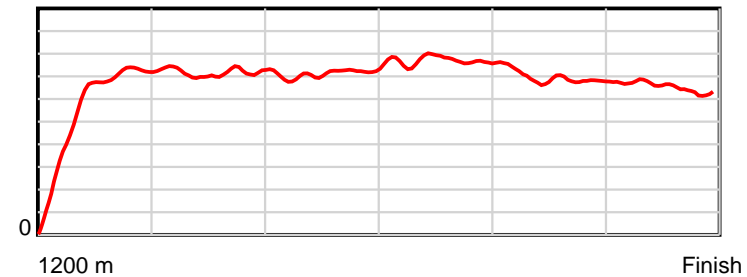
0.6 s Stride duration



20 m/sec Speed



100 % Stride efficiency



Note: Horizontal distance axis grid lines are 200m furlongs.

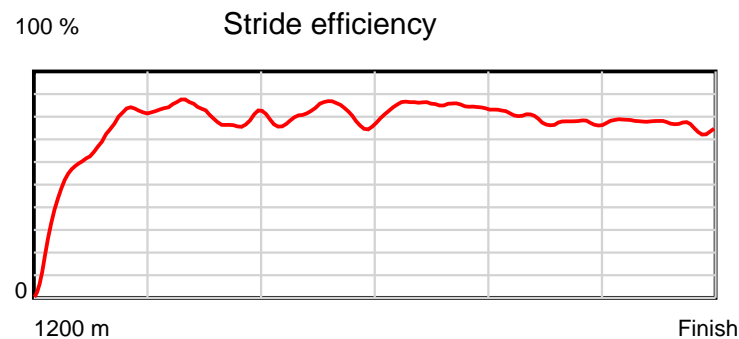
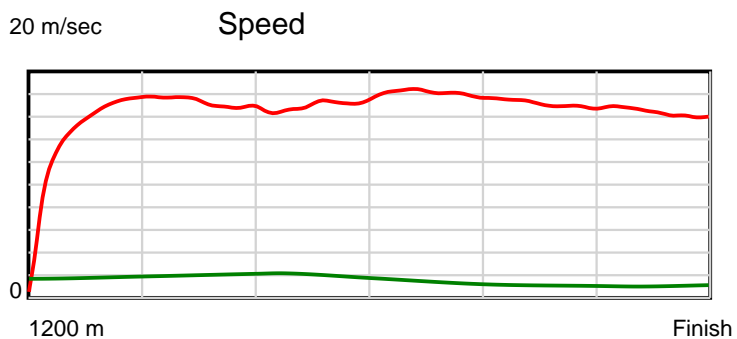
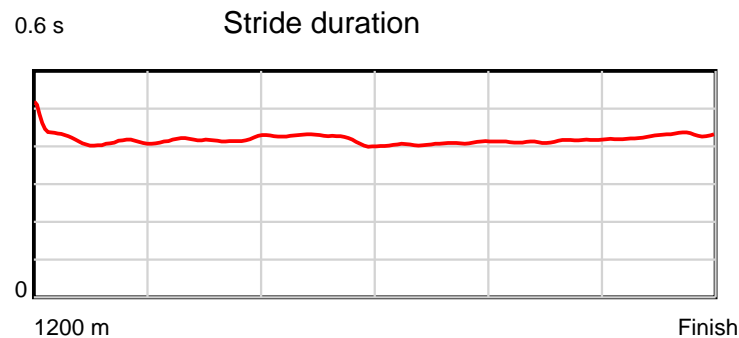
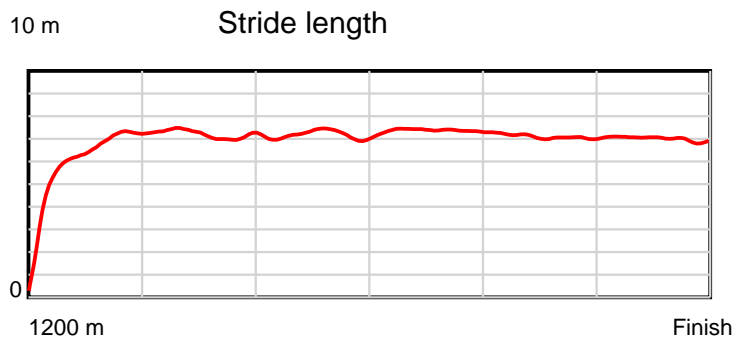
Disclaimer.

Tasracing Pty Ltd and Thoroughbred Ratings Pty Ltd accepts no responsibility for the completeness or accuracy of any of the information contained herein, and makes no representations about its suitability for any particular purpose. Users should make their own judgements about those matters and/or seek independent advice. You assume all risks associated with use of the data provided on this page.

Race Results

April 02, 2014, Race 5, CL1, Distance 1200m, Mowbray - Offset 6m

Result	TAB no.	Horse (Barrier)	1200 to	1000m to	800m to	600m to	400m to	200m to	Total or	Margin
3rd	1	Laharun (5)	1000m	800m	600m	400m	200m	WP	Average	
		Position in running (margin)	-	10(4.2)	9(5.4)	7(5.5)	4(2.2)	3(1.2)		2.70
		Sectional time (s)	14.87	11.49	12.13	11.03	12.01	12.20		
		Cumulative time (s)	73.73	58.86	47.37	35.24	24.21	12.20	1:13.73	
		Speed (m/s)	13.45	17.41	16.49	18.13	16.65	16.39	16.28	
		Stride length (m)	5.86	7.27	6.93	7.38	6.89	7.03	6.86	
		Stride duration (s)	0.425	0.418	0.420	0.407	0.414	0.429	0.421	
		Stride efficiency (%)	53.63	82.61	75.11	85.22	74.28	77.23	73.44	
		Stride count	34.14	27.51	28.85	27.08	29.01	28.45	175.04	



Note: Horizontal distance axis grid lines are 200m furlongs.

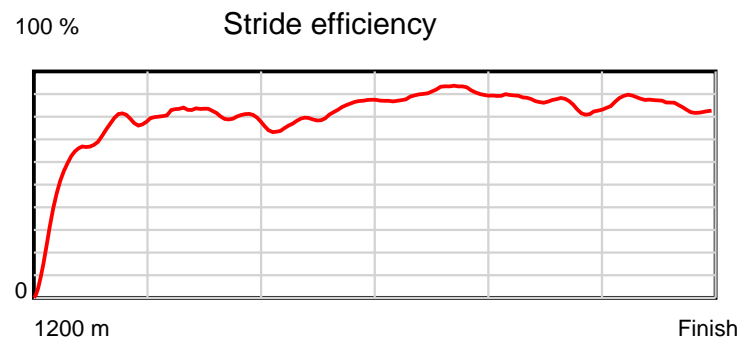
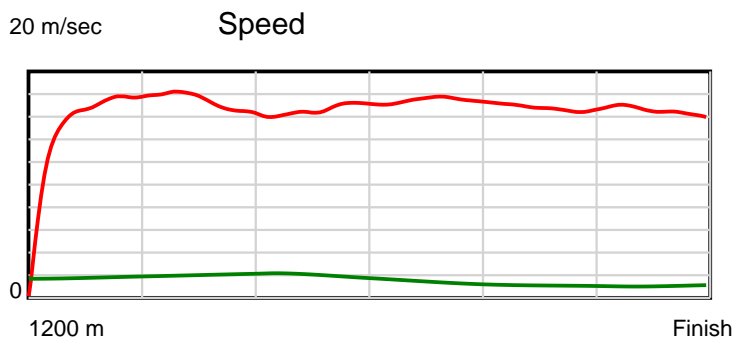
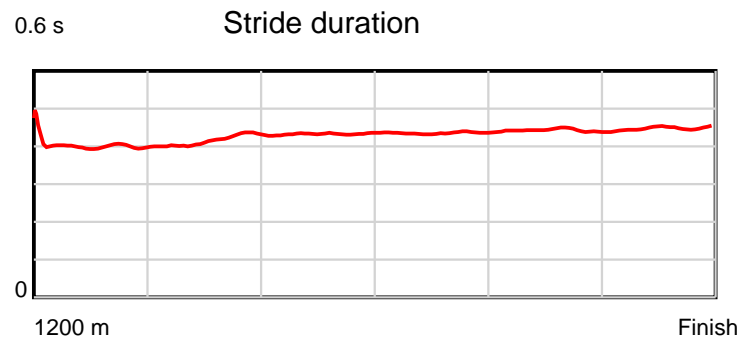
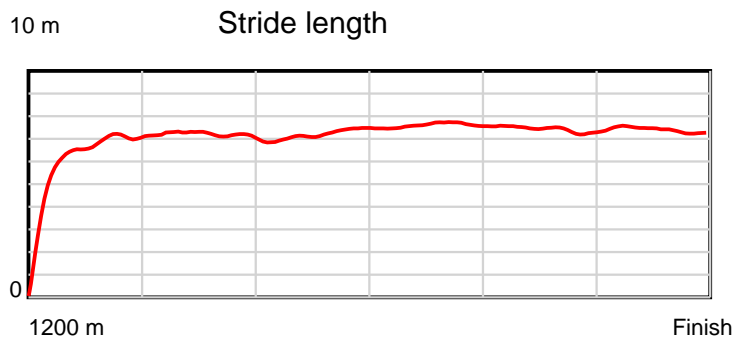
Disclaimer.

Tasracing Pty Ltd and Thoroughbred Ratings Pty Ltd accepts no responsibility for the completeness or accuracy of any of the information contained herein, and makes no representations about its suitability for any particular purpose. Users should make their own judgements about those matters and/or seek independent advice. You assume all risks associated with use of the data provided on this page.

Race Results

April 02, 2014, Race 5, CL1, Distance 1200m, Mowbray - Offset 6m

Result	TAB no.	Horse (Barrier)	1200 to	1000m to	800m to	600m to	400m to	200m to	Total or	Margin
4th	13	Persian Jewels (7)	1000m	800m	600m	400m	200m	WP	Average	
		Position in running (margin)	-	3(1.2)	5(4.0)	6(5.5)	7(3.2)	6(3.1)		3.50
		Sectional time (s)	14.33	11.74	12.36	11.21	12.16	12.08		
		Cumulative time (s)	73.88	59.55	47.81	35.45	24.24	12.08	1:13.87	
		Speed (m/s)	13.96	17.04	16.18	17.84	16.45	16.56	16.24	
		Stride length (m)	5.77	7.08	6.99	7.76	7.27	7.44	6.99	
		Stride duration (s)	0.401	0.415	0.432	0.435	0.442	0.449	0.430	
		Stride efficiency (%)	51.98	78.27	76.39	94.07	82.57	86.45	76.31	
		Stride count	34.68	28.26	28.60	25.78	27.51	26.89	171.72	



Note: Horizontal distance axis grid lines are 200m furlongs.

Disclaimer.

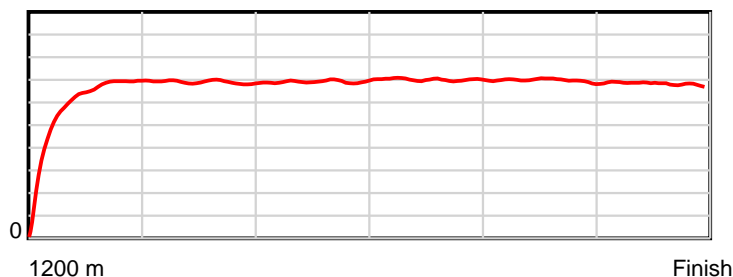
Tasracing Pty Ltd and Thoroughbred Ratings Pty Ltd accepts no responsibility for the completeness or accuracy of any of the information contained herein, and makes no representations about its suitability for any particular purpose. Users should make their own judgements about those matters and/or seek independent advice. You assume all risks associated with use of the data provided on this page.

Race Results

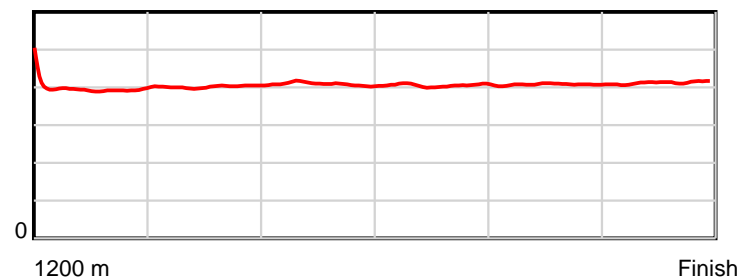
April 02, 2014, Race 5, CL1, Distance 1200m, Mowbray - Offset 6m

Result	TAB no.	Horse (Barrier)	1200 to	1000m to	800m to	600m to	400m to	200m to	Total or	Margin
5th	12	Coastal Rose (6)	1000m	800m	600m	400m	200m	WP	Average	
		Position in running (margin)	-	7(3.2)	8(5.0)	10(6.1)	11(4.6)	5(3.0)		3.60
		Sectional time (s)	14.68	11.58	12.30	11.35	11.90	12.09		
		Cumulative time (s)	73.90	59.22	47.64	35.34	24.00	12.09	1:13.90	
		Speed (m/s)	13.63	17.27	16.26	17.62	16.81	16.54	16.24	
		Stride length (m)	5.70	6.94	6.65	7.14	6.84	6.82	6.65	
		Stride duration (s)	0.405	0.402	0.409	0.405	0.407	0.412	0.409	
		Stride efficiency (%)	50.81	75.26	69.04	79.75	73.11	72.65	69.03	
		Stride count	35.07	28.82	30.09	28.00	29.24	29.33	180.55	

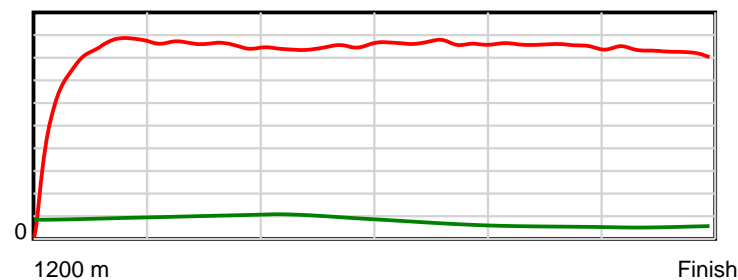
10 m Stride length



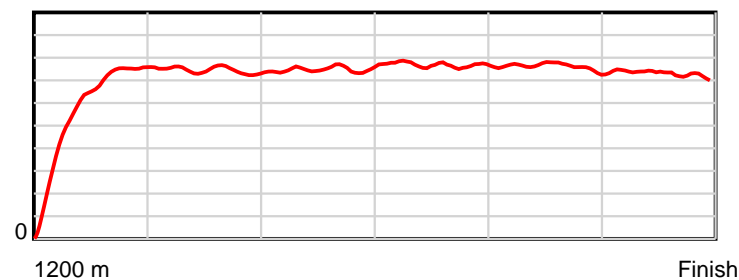
0.6 s Stride duration



20 m/sec Speed



100 % Stride efficiency



Note: Horizontal distance axis grid lines are 200m furlongs.

Disclaimer.

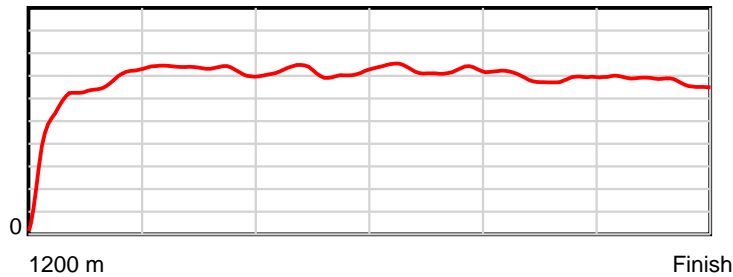
Tasracing Pty Ltd and Thoroughbred Ratings Pty Ltd accepts no responsibility for the completeness or accuracy of any of the information contained herein, and makes no representations about its suitability for any particular purpose. Users should make their own judgements about those matters and/or seek independent advice. You assume all risks associated with use of the data provided on this page.

Race Results

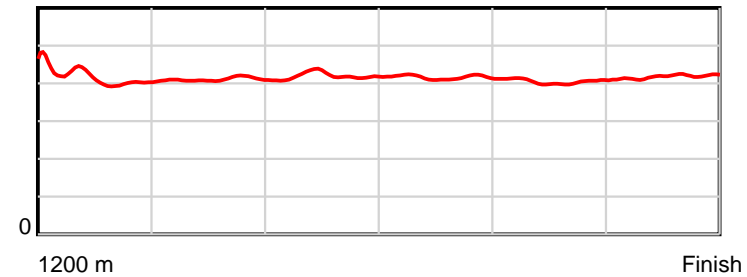
April 02, 2014, Race 5, CL1, Distance 1200m, Mowbray - Offset 6m

Result	TAB no.	Horse (Barrier)	1200 to	1000m to	800m to	600m to	400m to	200m to	Total or	Margin
6th	7	Maglia Rosa (9)	1000m	800m	600m	400m	200m	WP	Average	
		Position in running (margin)	-	12(5.8)	10(6.0)	11(6.7)	9(4.4)	8(3.8)		4.40
		Sectional time (s)	14.87	11.30	12.23	11.22	12.07	12.36		
		Cumulative time (s)	74.04	59.17	47.87	35.65	24.43	12.36	1:14.04	
		Speed (m/s)	13.45	17.70	16.35	17.83	16.57	16.18	16.21	
		Stride length (m)	5.68	7.27	6.85	7.42	6.70	6.78	6.73	
		Stride duration (s)	0.418	0.411	0.419	0.416	0.404	0.419	0.415	
		Stride efficiency (%)	50.48	82.57	73.27	86.04	70.13	71.80	70.85	
		Stride count	35.19	27.51	29.21	26.95	29.85	29.51	178.22	

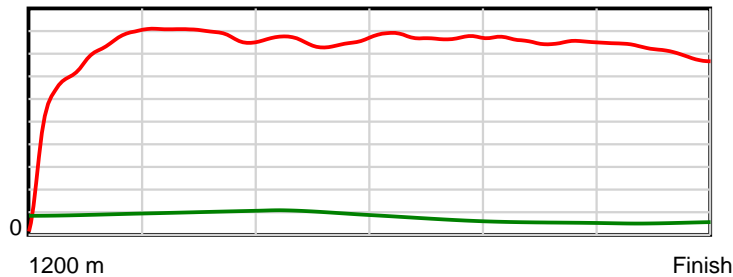
10 m Stride length



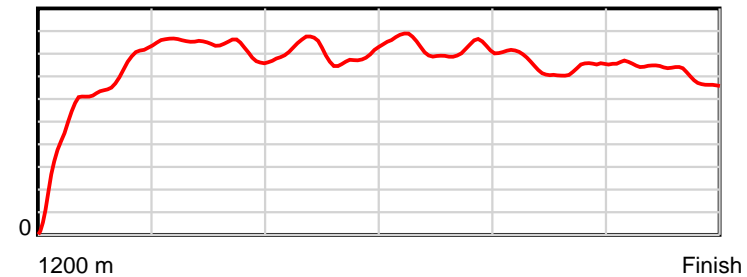
0.6 s Stride duration



20 m/sec Speed



100 % Stride efficiency



Note: Horizontal distance axis grid lines are 200m furlongs.

Disclaimer.

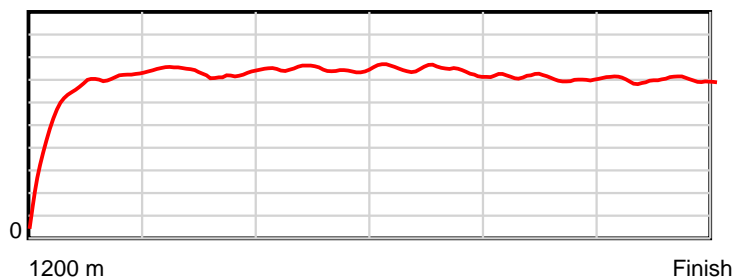
Tasracing Pty Ltd and Thoroughbred Ratings Pty Ltd accepts no responsibility for the completeness or accuracy of any of the information contained herein, and makes no representations about its suitability for any particular purpose. Users should make their own judgements about those matters and/or seek independent advice. You assume all risks associated with use of the data provided on this page.

Race Results

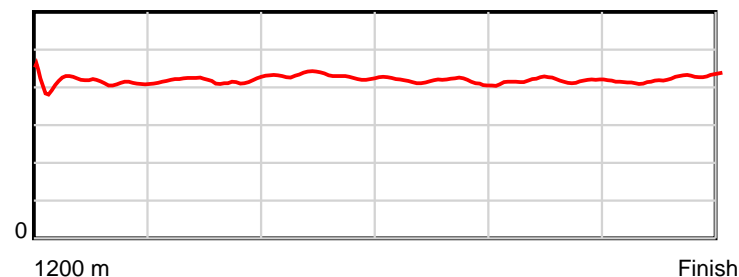
April 02, 2014, Race 5, CL1, Distance 1200m, Mowbray - Offset 6m

Result	TAB no.	Horse (Barrier)	1200 to	1000m to	800m to	600m to	400m to	200m to	Total or	Margin
7th	2	Arkadashim (10)	1000m	800m	600m	400m	200m	WP	Average	
		Position in running (margin)	-	8(3.4)	11(7.2)	9(5.9)	10(4.5)	11(4.4)		5.40
		Sectional time (s)	14.65	11.91	11.89	11.37	12.14	12.26		
		Cumulative time (s)	74.23	59.58	47.67	35.78	24.41	12.26	1:14.23	
		Speed (m/s)	13.65	16.79	16.82	17.59	16.47	16.31	16.17	
		Stride length (m)	5.67	7.03	7.22	7.29	6.87	6.93	6.79	
		Stride duration (s)	0.410	0.418	0.429	0.414	0.417	0.425	0.420	
		Stride efficiency (%)	50.21	77.22	81.39	82.94	73.75	75.15	71.96	
		Stride count	35.28	28.45	27.71	27.45	29.11	28.84	176.84	

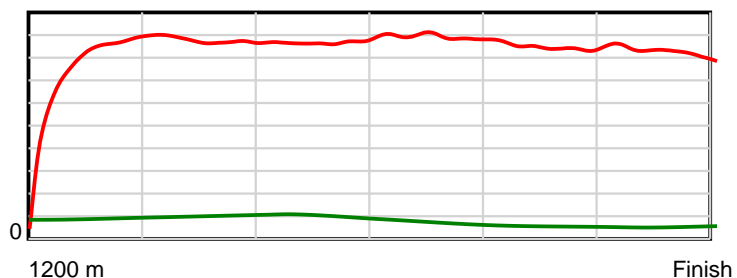
10 m Stride length



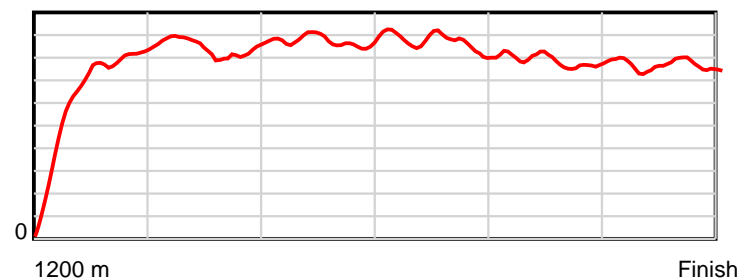
0.6 s Stride duration



20 m/sec Speed



100 % Stride efficiency



Note: Horizontal distance axis grid lines are 200m furlongs.

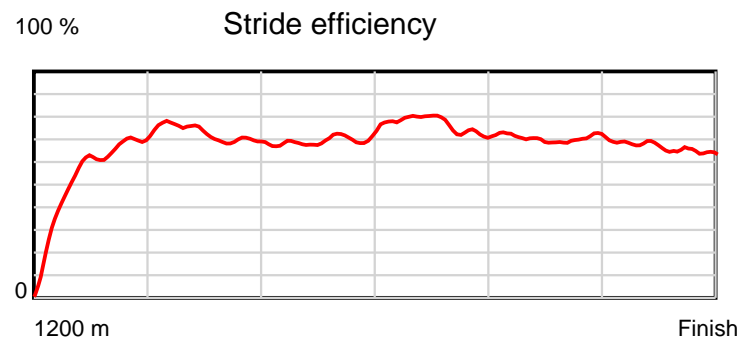
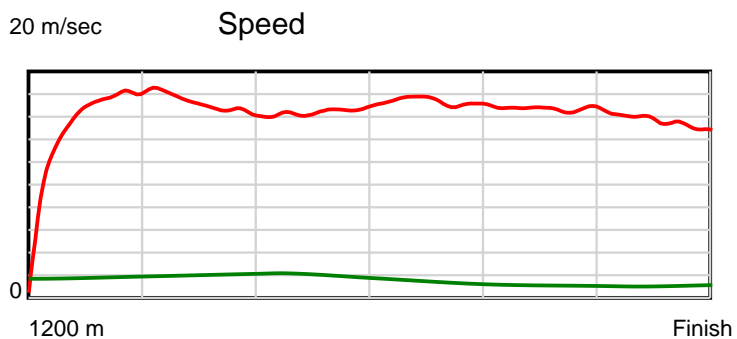
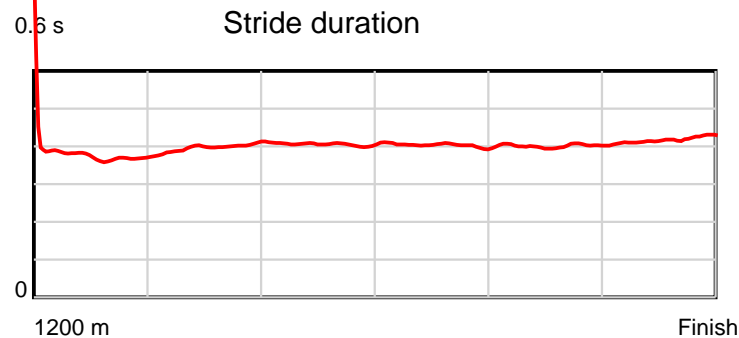
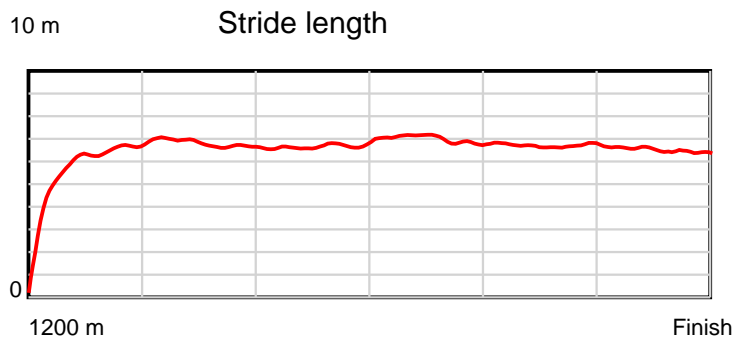
Disclaimer.

Tasracing Pty Ltd and Thoroughbred Ratings Pty Ltd accepts no responsibility for the completeness or accuracy of any of the information contained herein, and makes no representations about its suitability for any particular purpose. Users should make their own judgements about those matters and/or seek independent advice. You assume all risks associated with use of the data provided on this page.

Race Results

April 02, 2014, Race 5, CL1, Distance 1200m, Mowbray - Offset 6m

Result	TAB no.	Horse (Barrier)	1200 to	1000m to	800m to	600m to	400m to	200m to	Total or	Margin
8th	8	Vision Touch (2)	1000m	800m	600m	400m	200m	WP	Average	
		Position in running (margin)	-	2(0.7)	1(0.0)	1(0.0)	1(0.0)	2(1.1)		5.50
		Sectional time (s)	14.21	11.17	12.11	11.59	12.35	12.81		
		Cumulative time (s)	74.25	60.04	48.87	36.76	25.17	12.81	1:14.25	
		Speed (m/s)	14.07	17.91	16.52	17.26	16.19	15.61	16.16	
		Stride length (m)	5.46	7.13	6.70	6.94	6.50	6.52	6.49	
		Stride duration (s)	0.379	0.398	0.406	0.402	0.401	0.418	0.402	
		Stride efficiency (%)	46.59	79.54	70.16	75.18	65.99	66.52	65.91	
		Stride count	36.63	28.03	29.85	28.83	30.78	30.65	184.77	



Note: Horizontal distance axis grid lines are 200m furlongs.

Disclaimer.

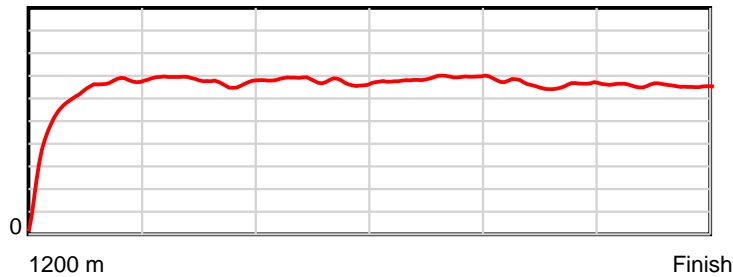
Tasracing Pty Ltd and Thoroughbred Ratings Pty Ltd accepts no responsibility for the completeness or accuracy of any of the information contained herein, and makes no representations about its suitability for any particular purpose. Users should make their own judgements about those matters and/or seek independent advice. You assume all risks associated with use of the data provided on this page.

Race Results

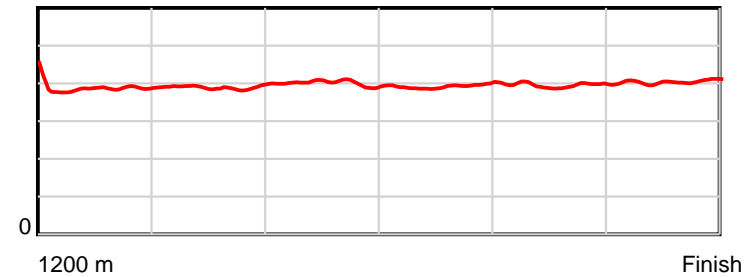
April 02, 2014, Race 5, CL1, Distance 1200m, Mowbray - Offset 6m

Result	TAB no.	Horse (Barrier)	1200 to	1000m to	800m to	600m to	400m to	200m to	Total or	Margin
9th	6	Must Be Love (12)	1000m	800m	600m	400m	200m	WP	Average	
		Position in running (margin)	-	4(1.7)	4(3.2)	4(4.4)	5(3.0)	12(4.7)		5.60
		Sectional time (s)	14.40	11.52	12.31	11.37	12.45	12.21		
		Cumulative time (s)	74.27	59.87	48.34	36.03	24.67	12.21	1:14.26	
		Speed (m/s)	13.89	17.36	16.25	17.59	16.06	16.38	16.16	
		Stride length (m)	5.56	6.75	6.50	6.91	6.32	6.63	6.41	
		Stride duration (s)	0.388	0.389	0.400	0.392	0.394	0.405	0.397	
		Stride efficiency (%)	48.35	71.18	66.04	74.53	62.49	68.72	64.28	
		Stride count	35.96	29.63	30.76	28.96	31.63	30.16	187.10	

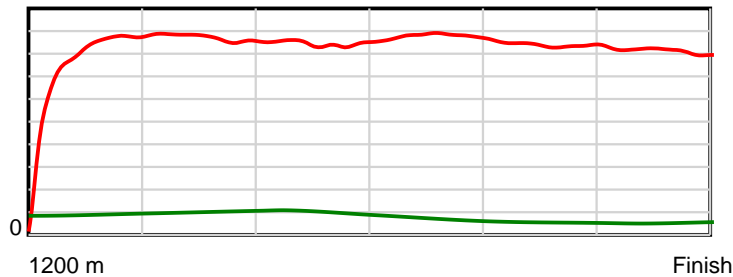
10 m Stride length



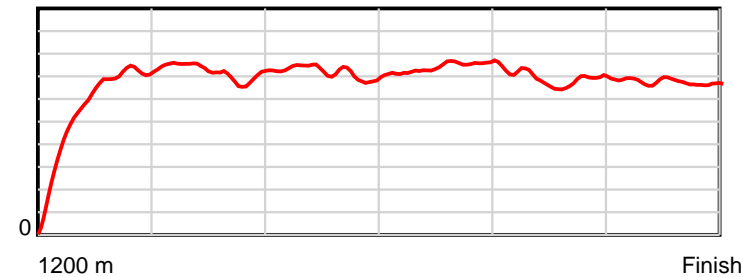
0.6 s Stride duration



20 m/sec Speed



100 % Stride efficiency



Note: Horizontal distance axis grid lines are 200m furlongs.

Disclaimer.

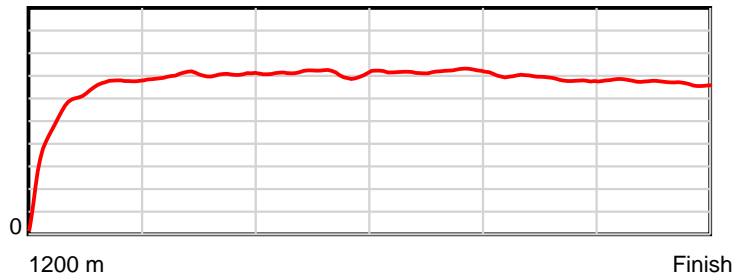
Tasracing Pty Ltd and Thoroughbred Ratings Pty Ltd accepts no responsibility for the completeness or accuracy of any of the information contained herein, and makes no representations about its suitability for any particular purpose. Users should make their own judgements about those matters and/or seek independent advice. You assume all risks associated with use of the data provided on this page.

Race Results

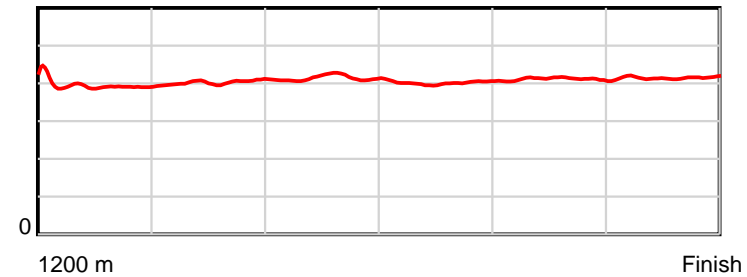
April 02, 2014, Race 5, CL1, Distance 1200m, Mowbray - Offset 6m

Result	TAB no.	Horse (Barrier)	1200 to	1000m to	800m to	600m to	400m to	200m to	Total or	Margin
10th	11	Ordain (11)	1000m	800m	600m	400m	200m	WP	Average	
		Position in running (margin)	-	11(4.9)	12(7.8)	12(6.8)	12(4.7)	9(3.8)		6.40
		Sectional time (s)	15.08	11.77	11.94	11.25	12.02	12.36		
		Cumulative time (s)	74.42	59.34	47.57	35.63	24.38	12.36	1:14.42	
		Speed (m/s)	13.26	16.99	16.75	17.78	16.64	16.18	16.12	
		Stride length (m)	5.48	6.84	6.93	7.12	6.85	6.71	6.60	
		Stride duration (s)	0.398	0.403	0.413	0.400	0.412	0.415	0.409	
		Stride efficiency (%)	46.85	73.16	74.96	79.13	73.31	70.39	68.12	
		Stride count	36.53	29.23	28.88	28.11	29.20	29.80	181.75	

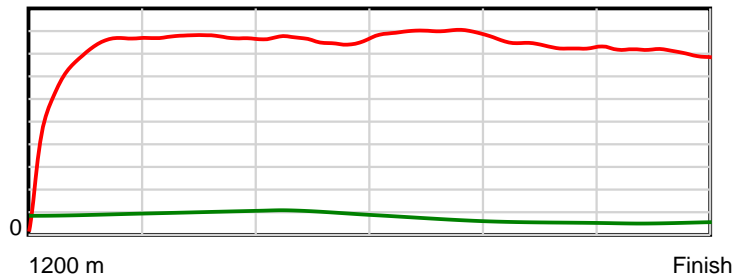
10 m Stride length



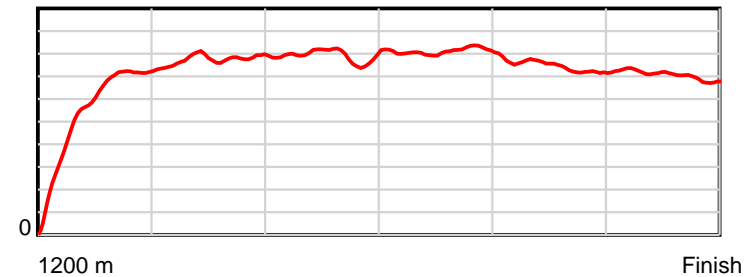
0.6 s Stride duration



20 m/sec Speed



100 % Stride efficiency



Note: Horizontal distance axis grid lines are 200m furlongs.

Disclaimer.

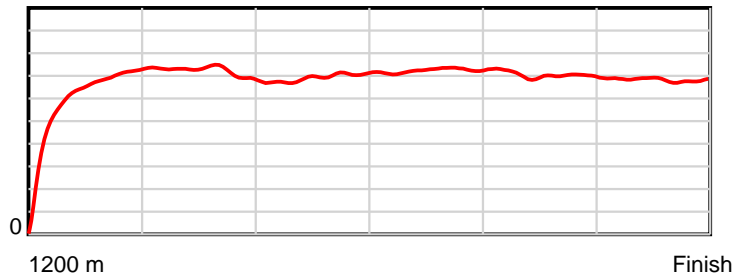
Tasracing Pty Ltd and Thoroughbred Ratings Pty Ltd accepts no responsibility for the completeness or accuracy of any of the information contained herein, and makes no representations about its suitability for any particular purpose. Users should make their own judgements about those matters and/or seek independent advice. You assume all risks associated with use of the data provided on this page.

Race Results

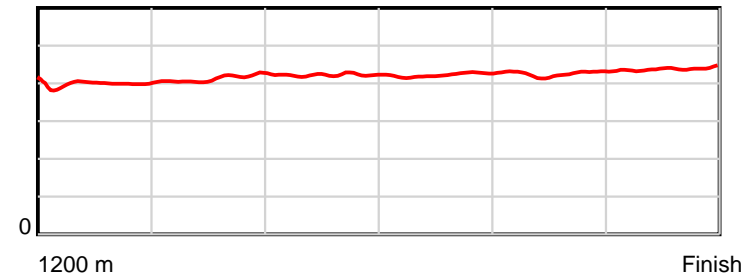
April 02, 2014, Race 5, CL1, Distance 1200m, Mowbray - Offset 6m

Result	TAB no.	Horse (Barrier)	1200 to	1000m to	800m to	600m to	400m to	200m to	Total or	Margin
11th	10	Sister Quest (4)	1000m	800m	600m	400m	200m	WP	Average	
		Position in running (margin)	-	5(1.7)	3(3.0)	3(3.7)	6(3.2)	10(4.3)		8.40
		Sectional time (s)	14.33	11.49	12.23	11.49	12.36	12.88		
		Cumulative time (s)	74.80	60.47	48.97	36.74	25.24	12.88	1:14.79	
		Speed (m/s)	13.96	17.41	16.35	17.41	16.18	15.53	16.04	
		Stride length (m)	5.60	7.20	6.90	7.35	6.88	6.82	6.74	
		Stride duration (s)	0.393	0.414	0.422	0.422	0.425	0.439	0.420	
		Stride efficiency (%)	48.96	81.11	74.29	84.33	73.96	72.66	70.92	
		Stride count	35.73	27.76	29.01	27.23	29.07	29.33	178.13	

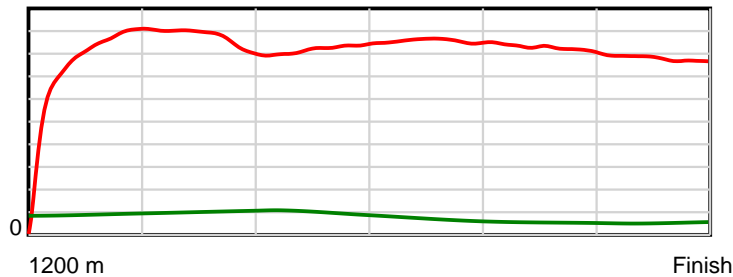
10 m Stride length



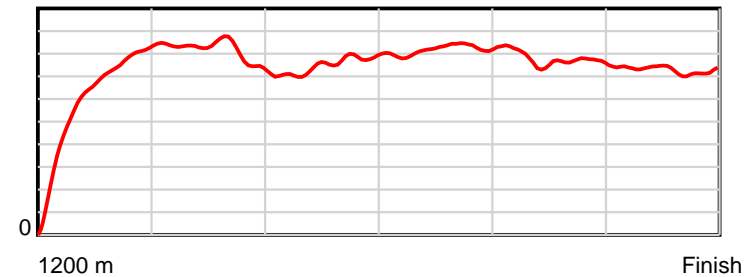
0.6 s Stride duration



20 m/sec Speed



100 % Stride efficiency



Note: Horizontal distance axis grid lines are 200m furlongs.

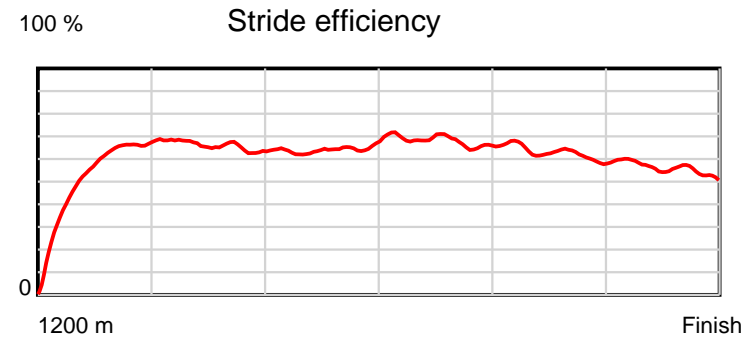
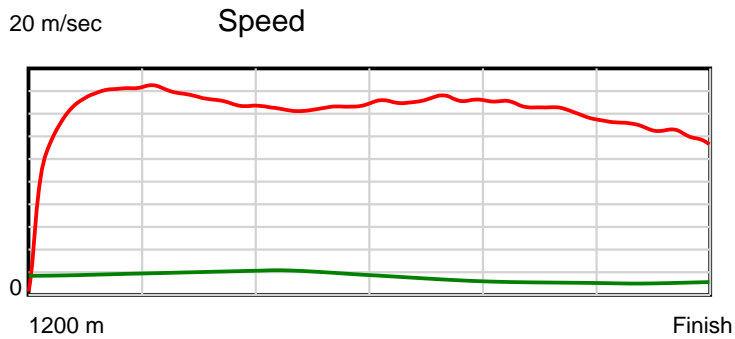
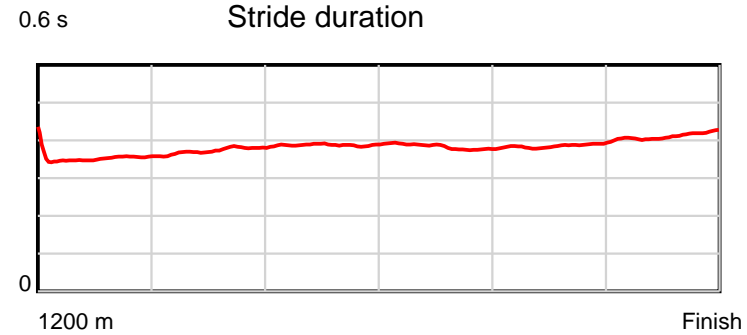
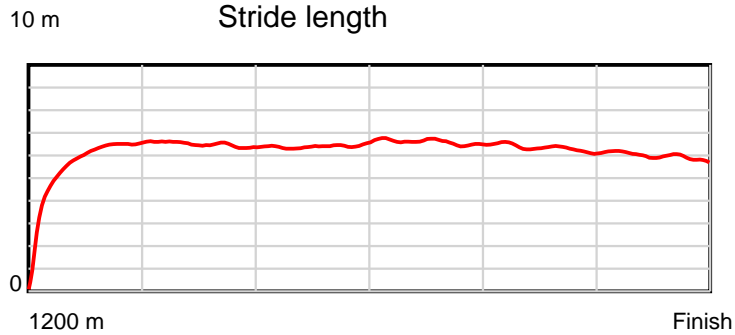
Disclaimer.

Tasracing Pty Ltd and Thoroughbred Ratings Pty Ltd accepts no responsibility for the completeness or accuracy of any of the information contained herein, and makes no representations about its suitability for any particular purpose. Users should make their own judgements about those matters and/or seek independent advice. You assume all risks associated with use of the data provided on this page.

Race Results

April 02, 2014, Race 5, CL1, Distance 1200m, Mowbray - Offset 6m

Result	TAB no.	Horse (Barrier)	1200 to	1000m to	800m to	600m to	400m to	200m to	Total or	Margin
12th	5	Court Candel (8)	1000m	800m	600m	400m	200m	WP	Average	
		Position in running (margin)	-	1(0.0)	2(0.8)	2(2.2)	2(1.8)	7(3.4)		13.40
		Sectional time (s)	14.23	11.41	12.34	11.53	12.43	13.82		
		Cumulative time (s)	75.77	61.54	50.13	37.79	26.26	13.82	1:15.76	
		Speed (m/s)	14.06	17.53	16.21	17.35	16.09	14.47	15.84	
		Stride length (m)	5.10	6.53	6.28	6.64	6.20	5.97	6.08	
		Stride duration (s)	0.351	0.372	0.388	0.383	0.386	0.413	0.384	
		Stride efficiency (%)	40.68	66.61	61.64	68.85	60.15	55.74	57.67	
		Stride count	39.20	30.63	31.84	30.13	32.24	33.49	197.53	



Note: Horizontal distance axis grid lines are 200m furlongs.

Disclaimer.

Tasracing Pty Ltd and Thoroughbred Ratings Pty Ltd accepts no responsibility for the completeness or accuracy of any of the information contained herein, and makes no representations about its suitability for any particular purpose. Users should make their own judgements about those matters and/or seek independent advice. You assume all risks associated with use of the data provided on this page.