



Race Results

Tasmanian Turf Club, Launceston, April 02, 2014

Compilation date: April 3, 2014, 11:08:58 AM (EST)

Copyright © 2014 Tasracing Pty Ltd. All rights reserved.

Trademarks.

StrideMASTER is a registered trademark of Thoroughbred Ratings Pty Ltd.

Disclaimer.

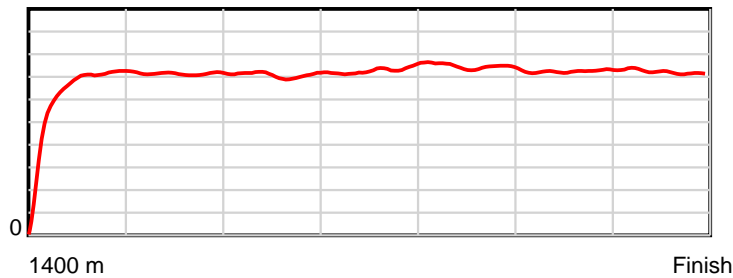
Tasracing Pty Ltd and Thoroughbred Ratings Pty Ltd accepts no responsibility for the completeness or accuracy of any of the information contained herein, and makes no representations about its suitability for any particular purpose. Users should make their own judgements about those matters and/or seek independent advice. You assume all risks associated with use of the data provided on this page.

Race Results

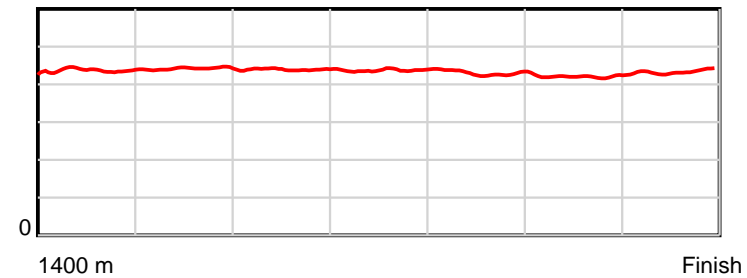
April 02, 2014, Race 6, CL2, Distance 1400m, Mowbray - Offset 6m

Result	TAB no.	Horse (Barrier)	1400 to	1200m to	1000m to	800m to	600m to	400m to	200m to	Total or	Margin
1st	6	Father Ned (1)	1200m	1000m	800m	600m	400m	200m	WP	Average	
		Position in running (margin)	-	2(0.0)	3(1.2)	2(1.0)	2(0.7)	2(0.1)	2(0.8)		0.00
		Sectional time (s)	15.21	12.04	12.38	12.36	11.46	11.89	11.88		
		Cumulative time (s)	87.21	72.00	59.96	47.58	35.23	23.76	11.88	1:27.20	
		Speed (m/s)	13.15	16.61	16.16	16.18	17.45	16.82	16.84	16.05	
		Stride length (m)	5.81	7.35	7.07	7.08	7.52	7.08	7.30	6.99	
		Stride duration (s)	0.432	0.442	0.438	0.437	0.431	0.421	0.434	0.435	
		Stride efficiency (%)	52.79	84.37	78.19	78.34	88.29	78.36	83.33	76.27	
		Stride count	34.41	27.22	28.27	28.25	26.61	28.24	27.39	200.39	

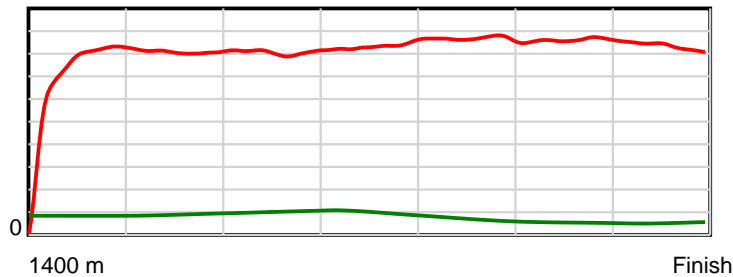
10 m Stride length



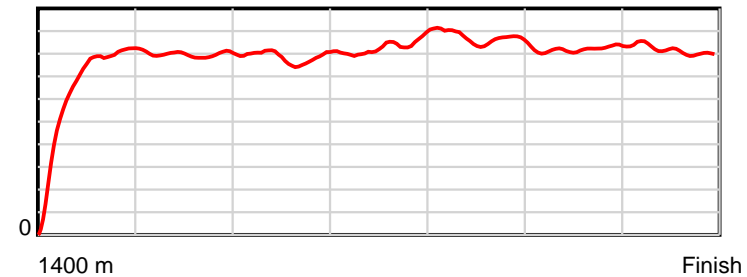
0.6 s Stride duration



20 m/sec Speed



100 % Stride efficiency



Note: Horizontal distance axis grid lines are 200m furlongs.

Disclaimer.

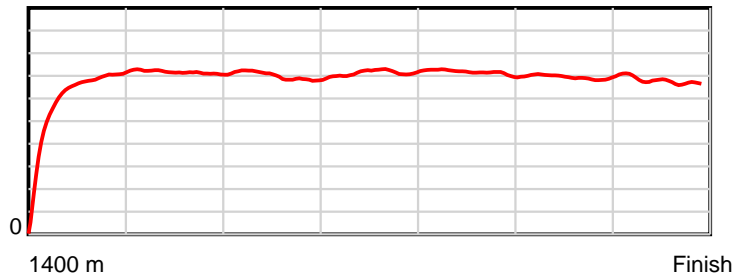
Tasracing Pty Ltd and Thoroughbred Ratings Pty Ltd accepts no responsibility for the completeness or accuracy of any of the information contained herein, and makes no representations about its suitability for any particular purpose. Users should make their own judgements about those matters and/or seek independent advice. You assume all risks associated with use of the data provided on this page.

Race Results

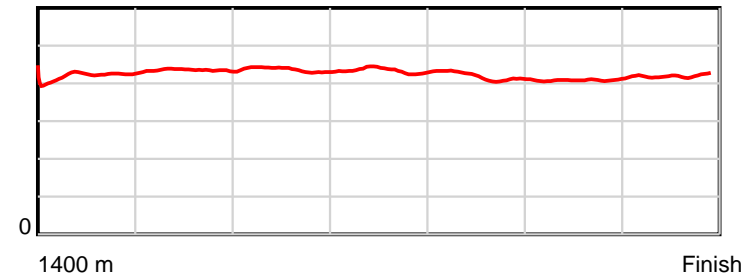
April 02, 2014, Race 6, CL2, Distance 1400m, Mowbray - Offset 6m

Result	TAB no.	Horse (Barrier)	1400 to	1200m to	1000m to	800m to	600m to	400m to	200m to	Total or	Margin
2nd	4	Danish Rock (3)	1200m	1000m	800m	600m	400m	200m	WP	Average	
		Position in running (margin)	-	1(0.0)	1(0.0)	1(0.0)	1(0.0)	1(0.0)	1(0.0)		0.80
		Sectional time (s)	14.95	11.84	12.42	12.40	11.56	11.77	12.41		
		Cumulative time (s)	87.36	72.41	60.57	48.15	35.75	24.18	12.41	1:27.36	
		Speed (m/s)	13.38	16.89	16.10	16.13	17.30	16.99	16.12	16.03	
		Stride length (m)	5.62	7.35	7.02	6.99	7.24	6.94	6.78	6.80	
		Stride duration (s)	0.416	0.435	0.436	0.434	0.418	0.408	0.421	0.424	
		Stride efficiency (%)	49.28	84.35	77.07	76.38	81.82	75.17	71.79	72.23	
		Stride count	35.62	27.22	28.48	28.61	27.64	28.84	29.51	205.92	

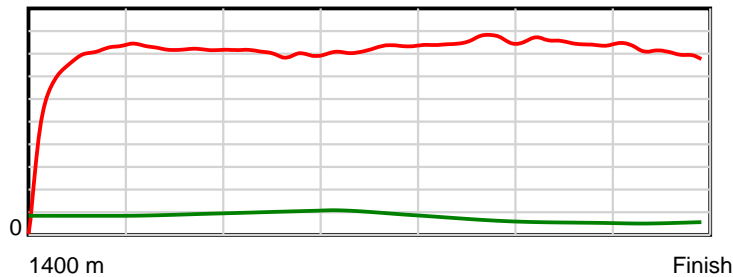
10 m Stride length



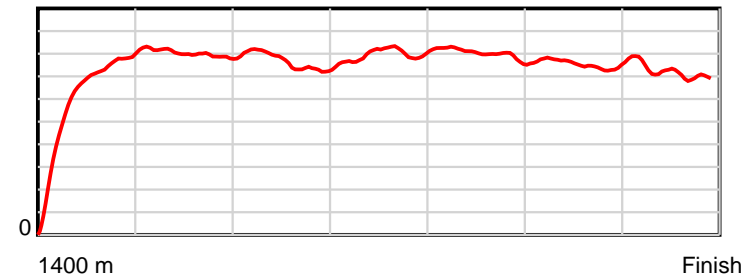
0.6 s Stride duration



20 m/sec Speed



100 % Stride efficiency



Note: Horizontal distance axis grid lines are 200m furlongs.

Disclaimer.

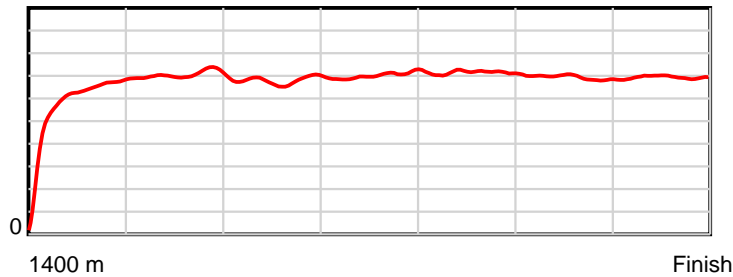
Tasracing Pty Ltd and Thoroughbred Ratings Pty Ltd accepts no responsibility for the completeness or accuracy of any of the information contained herein, and makes no representations about its suitability for any particular purpose. Users should make their own judgements about those matters and/or seek independent advice. You assume all risks associated with use of the data provided on this page.

Race Results

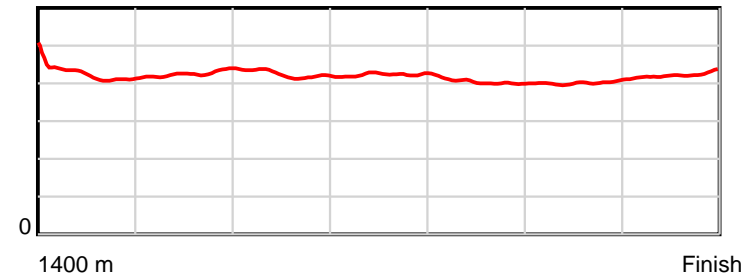
April 02, 2014, Race 6, CL2, Distance 1400m, Mowbray - Offset 6m

Result	TAB no.	Horse (Barrier)	1400 to	1200m to	1000m to	800m to	600m to	400m to	200m to	Total or	Margin
3rd	1	Ash for Cash (6)	1200m	1000m	800m	600m	400m	200m	WP	Average	
		Position in running (margin)	-	7(4.1)	7(3.8)	7(4.6)	7(4.7)	7(2.2)	6(3.1)		2.10
		Sectional time (s)	15.68	11.79	12.55	12.42	11.15	11.93	12.08		
		Cumulative time (s)	87.60	71.92	60.12	47.58	35.16	24.01	12.08	1:27.59	
		Speed (m/s)	12.75	16.96	15.94	16.10	17.94	16.76	16.56	15.98	
		Stride length (m)	5.55	7.22	6.77	6.81	7.24	6.72	7.01	6.71	
		Stride duration (s)	0.428	0.426	0.424	0.423	0.404	0.401	0.423	0.420	
		Stride efficiency (%)	48.10	81.53	71.53	72.47	81.87	70.64	76.74	70.39	
		Stride count	36.05	27.69	29.56	29.37	27.63	29.75	28.54	208.59	

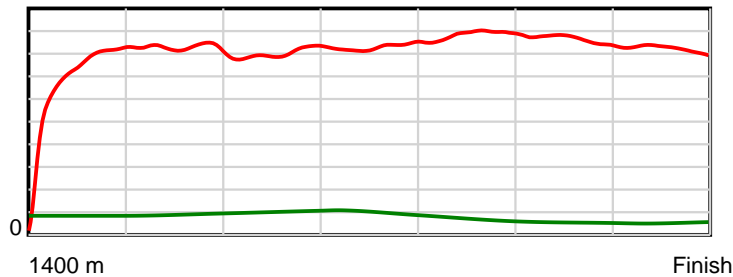
10 m Stride length



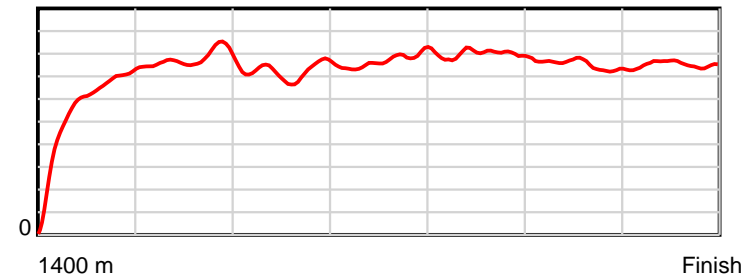
0.6 s Stride duration



20 m/sec Speed



100 % Stride efficiency



Note: Horizontal distance axis grid lines are 200m furlongs.

Disclaimer.

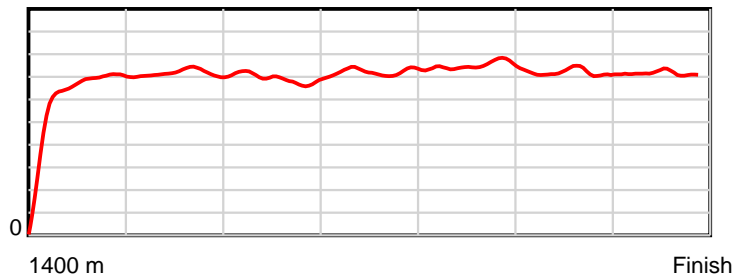
Tasracing Pty Ltd and Thoroughbred Ratings Pty Ltd accepts no responsibility for the completeness or accuracy of any of the information contained herein, and makes no representations about its suitability for any particular purpose. Users should make their own judgements about those matters and/or seek independent advice. You assume all risks associated with use of the data provided on this page.

Race Results

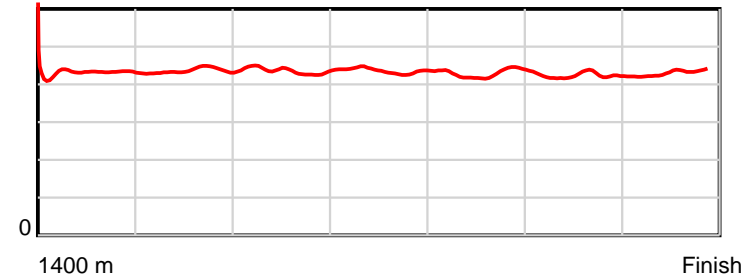
April 02, 2014, Race 6, CL2, Distance 1400m, Mowbray - Offset 6m

Result	TAB no.	Horse (Barrier)	1400 to	1200m to	1000m to	800m to	600m to	400m to	200m to	Total or	Margin
4th	2	Willow the Wis... (2)	1200m	1000m	800m	600m	400m	200m	WP	Average	
		Position in running (margin)	-	5(2.9)	5(2.5)	5(3.0)	5(2.5)	5(1.5)	5(2.4)		2.30
		Sectional time (s)	15.71	11.78	12.49	12.32	11.40	11.93	12.01		
		Cumulative time (s)	87.64	71.93	60.15	47.66	35.34	23.94	12.01	1:27.64	
		Speed (m/s)	12.73	16.98	16.01	16.23	17.54	16.76	16.65	15.97	
		Stride length (m)	5.67	7.40	6.97	7.08	7.53	7.11	7.17	6.94	
		Stride duration (s)	0.431	0.436	0.435	0.436	0.429	0.424	0.430	0.434	
		Stride efficiency (%)	50.26	85.53	75.91	78.31	88.70	78.95	80.30	75.19	
		Stride count	35.26	27.03	28.70	28.25	26.55	28.14	27.90	201.83	

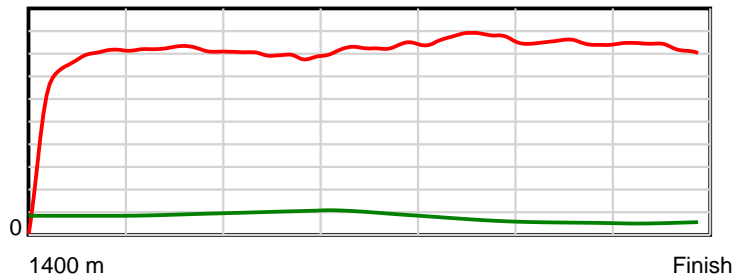
10 m Stride length



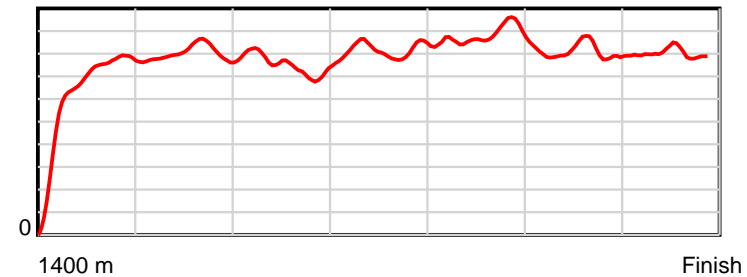
0.6 s Stride duration



20 m/sec Speed



100 % Stride efficiency



Note: Horizontal distance axis grid lines are 200m furlongs.

Disclaimer.

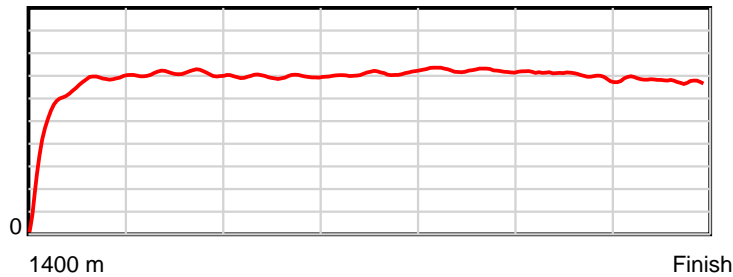
Tasracing Pty Ltd and Thoroughbred Ratings Pty Ltd accepts no responsibility for the completeness or accuracy of any of the information contained herein, and makes no representations about its suitability for any particular purpose. Users should make their own judgements about those matters and/or seek independent advice. You assume all risks associated with use of the data provided on this page.

Race Results

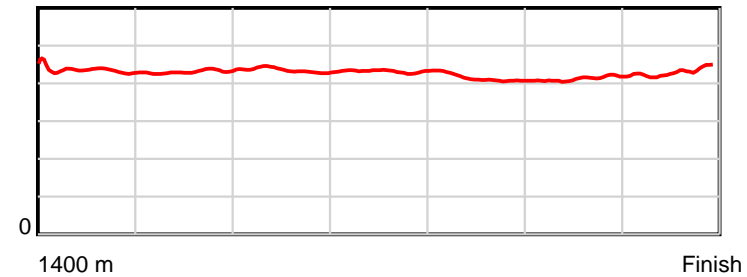
April 02, 2014, Race 6, CL2, Distance 1400m, Mowbray - Offset 6m

Result	TAB no.	Horse (Barrier)	1400 to	1200m to	1000m to	800m to	600m to	400m to	200m to	Total or	Margin
5th	3	Arctic Blitz (4)	1200m	1000m	800m	600m	400m	200m	WP	Average	
		Position in running (margin)	-	4(2.8)	6(2.6)	6(3.6)	6(3.4)	6(1.5)	4(2.1)		5.30
		Sectional time (s)	15.68	11.80	12.58	12.38	11.24	11.88	12.66		
		Cumulative time (s)	88.21	72.53	60.74	48.16	35.78	24.54	12.66	1:28.20	
		Speed (m/s)	12.75	16.95	15.90	16.16	17.79	16.84	15.80	15.87	
		Stride length (m)	5.66	7.29	6.92	6.97	7.37	6.92	6.83	6.81	
		Stride duration (s)	0.433	0.430	0.435	0.431	0.414	0.411	0.432	0.429	
		Stride efficiency (%)	50.04	82.99	74.80	75.82	84.96	74.88	72.86	72.39	
		Stride count	35.34	27.44	28.91	28.71	27.12	28.89	29.29	205.70	

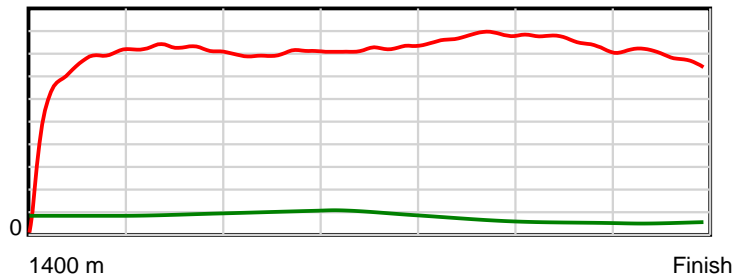
10 m Stride length



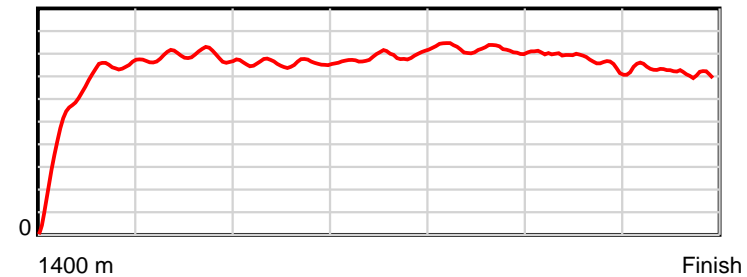
0.6 s Stride duration



20 m/sec Speed



100 % Stride efficiency



Note: Horizontal distance axis grid lines are 200m furlongs.

Disclaimer.

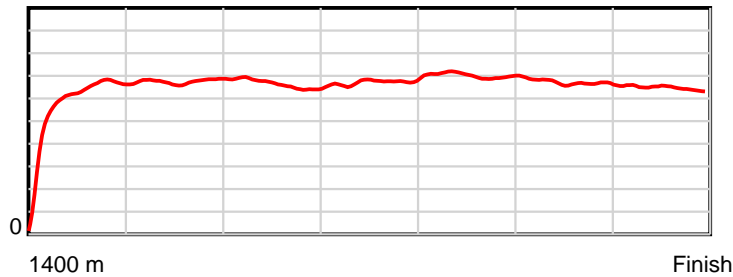
Tasracing Pty Ltd and Thoroughbred Ratings Pty Ltd accepts no responsibility for the completeness or accuracy of any of the information contained herein, and makes no representations about its suitability for any particular purpose. Users should make their own judgements about those matters and/or seek independent advice. You assume all risks associated with use of the data provided on this page.

Race Results

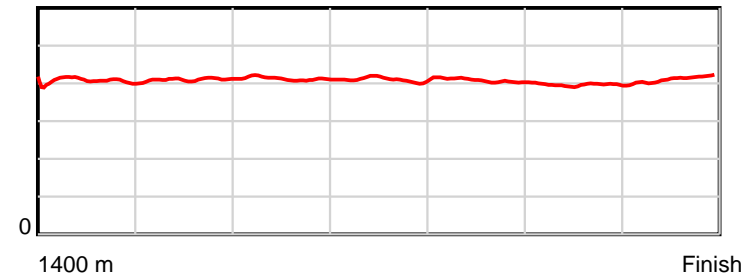
April 02, 2014, Race 6, CL2, Distance 1400m, Mowbray - Offset 6m

Result	TAB no.	Horse (Barrier)	1400 to	1200m to	1000m to	800m to	600m to	400m to	200m to	Total or	Margin
6th	5	Carnelian Crys... (5)	1200m	1000m	800m	600m	400m	200m	WP	Average	
		Position in running (margin)	-	3(0.3)	2(0.8)	3(1.1)	3(1.2)	3(0.7)	3(1.6)		5.60
		Sectional time (s)	15.31	11.93	12.46	12.43	11.48	11.93	12.74		
		Cumulative time (s)	88.27	72.96	61.04	48.58	36.15	24.67	12.74	1:28.26	
		Speed (m/s)	13.06	16.76	16.05	16.09	17.42	16.76	15.70	15.86	
		Stride length (m)	5.52	6.88	6.61	6.60	7.11	6.65	6.45	6.51	
		Stride duration (s)	0.404	0.410	0.412	0.410	0.408	0.396	0.411	0.410	
		Stride efficiency (%)	47.68	73.86	68.27	68.01	79.02	69.02	65.05	66.20	
		Stride count	36.21	29.09	30.26	30.32	28.12	30.09	31.00	215.09	

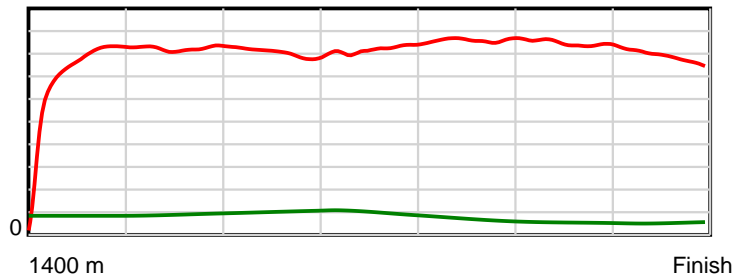
10 m Stride length



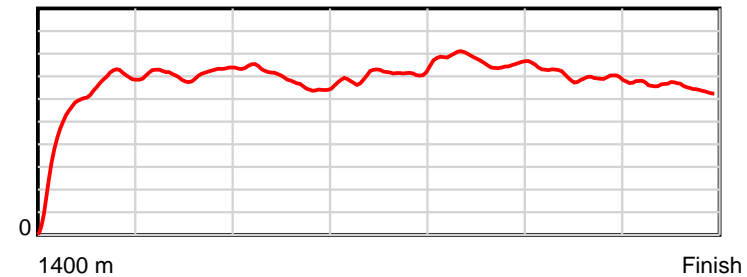
0.6 s Stride duration



20 m/sec Speed



100 % Stride efficiency



Note: Horizontal distance axis grid lines are 200m furlongs.

Disclaimer.

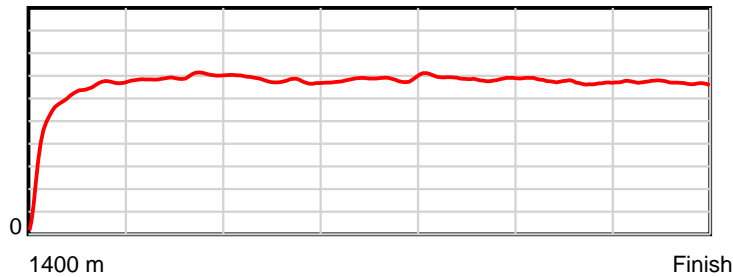
Tasracing Pty Ltd and Thoroughbred Ratings Pty Ltd accepts no responsibility for the completeness or accuracy of any of the information contained herein, and makes no representations about its suitability for any particular purpose. Users should make their own judgements about those matters and/or seek independent advice. You assume all risks associated with use of the data provided on this page.

Race Results

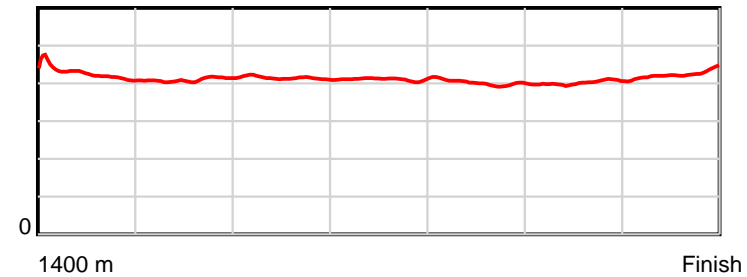
April 02, 2014, Race 6, CL2, Distance 1400m, Mowbray - Offset 6m

Result	TAB no.	Horse (Barrier)	1400 to	1200m to	1000m to	800m to	600m to	400m to	200m to	Total or	Margin
7th	7	Gee Gee's Lass (7)	1200m	1000m	800m	600m	400m	200m	WP	Average	
		Position in running (margin)	-	6(3.3)	4(2.1)	4(1.9)	4(1.9)	4(1.3)	7(3.9)		7.60
		Sectional time (s)	15.79	11.65	12.37	12.40	11.46	12.22	12.75		
		Cumulative time (s)	88.65	72.86	61.21	48.84	36.44	24.97	12.75	1:28.65	
		Speed (m/s)	12.66	17.17	16.17	16.13	17.45	16.37	15.69	15.79	
		Stride length (m)	5.51	7.03	6.70	6.63	6.99	6.57	6.70	6.55	
		Stride duration (s)	0.424	0.409	0.414	0.411	0.400	0.401	0.427	0.415	
		Stride efficiency (%)	47.49	77.12	70.16	68.71	76.29	67.39	70.13	67.07	
		Stride count	36.28	28.47	29.85	30.16	28.62	30.45	29.86	213.69	

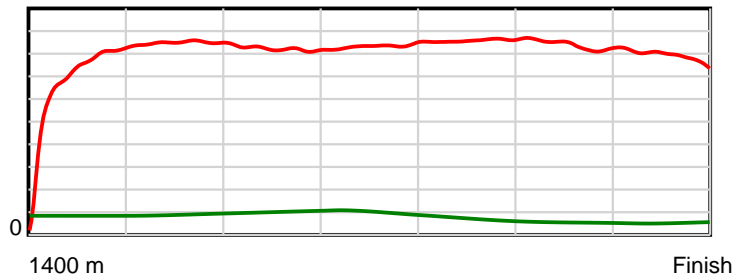
10 m Stride length



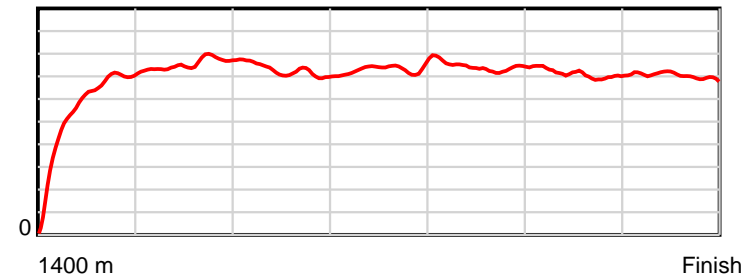
0.6 s Stride duration



20 m/sec Speed



100 % Stride efficiency



Note: Horizontal distance axis grid lines are 200m furlongs.

Disclaimer.

Tasracing Pty Ltd and Thoroughbred Ratings Pty Ltd accepts no responsibility for the completeness or accuracy of any of the information contained herein, and makes no representations about its suitability for any particular purpose. Users should make their own judgements about those matters and/or seek independent advice. You assume all risks associated with use of the data provided on this page.