



Race Results

Devonport Racing Club, Devonport Synthetic, April 06, 2014

Compilation date: April 7, 2014, 12:10:23 PM (EST)

Copyright © 2014 Tasracing Pty Ltd. All rights reserved.

Trademarks.

StrideMASTER is a registered trademark of Thoroughbred Ratings Pty Ltd.

Disclaimer.

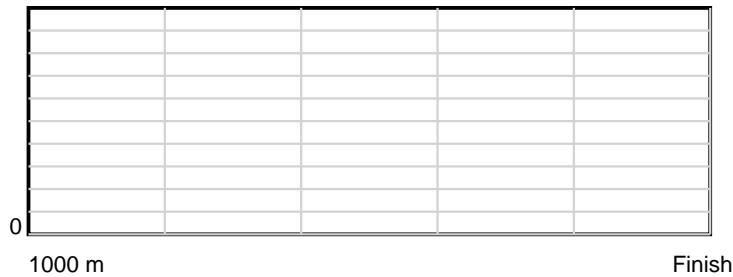
Tasracing Pty Ltd and Thoroughbred Ratings Pty Ltd accepts no responsibility for the completeness or accuracy of any of the information contained herein, and makes no representations about its suitability for any particular purpose. Users should make their own judgements about those matters and/or seek independent advice. You assume all risks associated with use of the data provided on this page.

Race Results


April 06, 2014, Race 6, CL2, Distance 1000m, Spreyton - Offset 0m

Result	TAB no.	Horse (Barrier)	1000 to	800m to	600m to	400m to	200m to	Total or	Margin
1st	2	Espry (4)	WP	Average					
		Position in running (margin)		0.00					
		Sectional time (s)							
		Cumulative time (s)	0:59.65						
		Speed (m/s)	16.76						
		Stride length (m)	nan						
		Stride duration (s)	nan						
		Stride efficiency (%)	nan						
		Stride count	0.00						

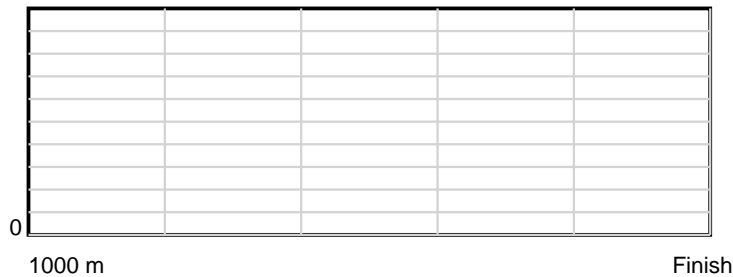
10 m Stride length



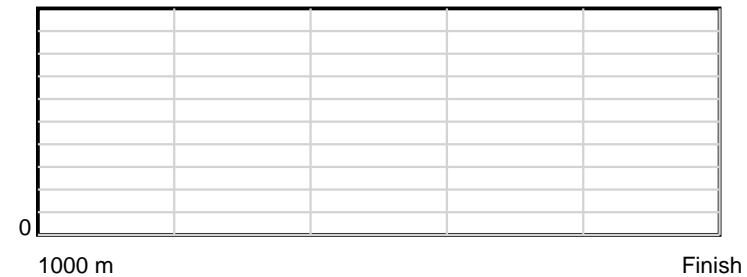
0.6 s Stride duration



20 m/sec Speed



100 % Stride efficiency



Note: Horizontal distance axis grid lines are 200m furlongs.

Disclaimer.

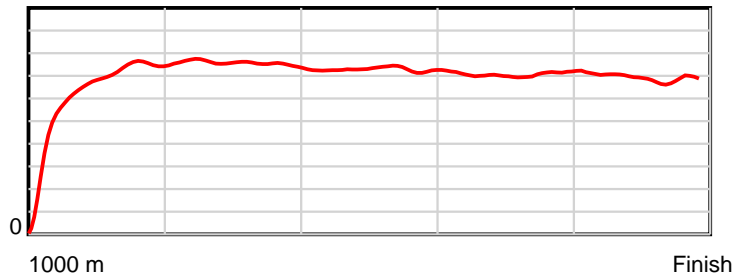
Tasracing Pty Ltd and Thoroughbred Ratings Pty Ltd accepts no responsibility for the completeness or accuracy of any of the information contained herein, and makes no representations about its suitability for any particular purpose. Users should make their own judgements about those matters and/or seek independent advice. You assume all risks associated with use of the data provided on this page.

Race Results

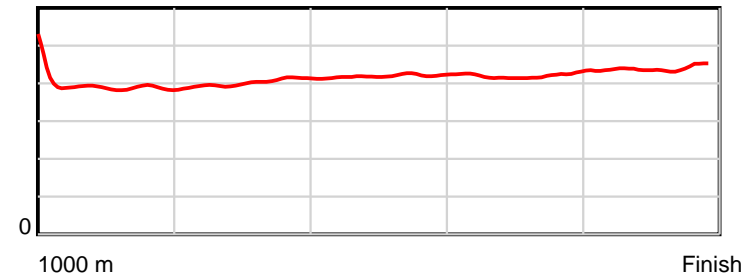
April 06, 2014, Race 6, CL2, Distance 1000m, Spreyton - Offset 0m

Result	TAB no.	Horse (Barrier)	1000 to	800m to	600m to	400m to	200m to	Total or	Margin
2nd	5	Stormbay Bombe... (2)	800m	600m	400m	200m	WP	Average	
		Position in running (margin)	-	4(2.4)	2(1.6)	2(1.7)	1(0.0)		1.30
		Sectional time (s)	13.22	10.47	11.68	11.81	12.69		
		Cumulative time (s)	59.88	46.66	36.19	24.50	12.69	0:59.88	
		Speed (m/s)	15.12	19.10	17.12	16.93	15.76	16.70	
		Stride length (m)	6.07	7.68	7.18	7.11	6.92	6.95	
		Stride duration (s)	0.404	0.402	0.419	0.420	0.439	0.416	
		Stride efficiency (%)	57.58	92.19	80.45	79.10	74.90	75.51	
		Stride count	32.95	26.04	27.87	28.11	28.89	143.86	

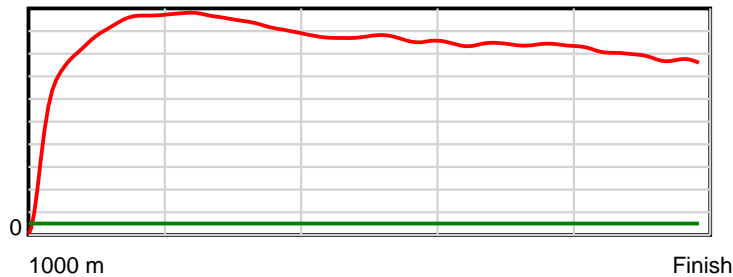
10 m Stride length



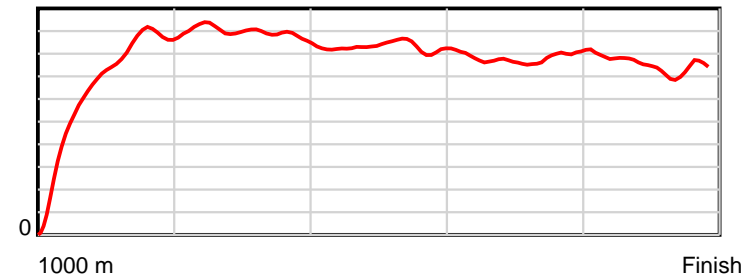
0.6 s Stride duration



20 m/sec Speed



100 % Stride efficiency



Note: Horizontal distance axis grid lines are 200m furlongs.

Disclaimer.

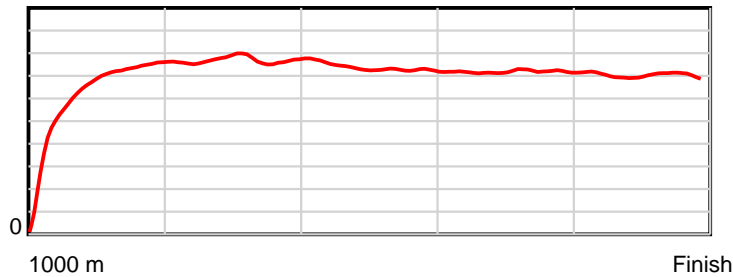
Tasracing Pty Ltd and Thoroughbred Ratings Pty Ltd accepts no responsibility for the completeness or accuracy of any of the information contained herein, and makes no representations about its suitability for any particular purpose. Users should make their own judgements about those matters and/or seek independent advice. You assume all risks associated with use of the data provided on this page.

Race Results

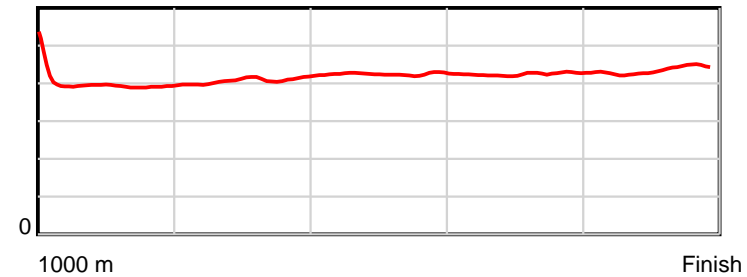
April 06, 2014, Race 6, CL2, Distance 1000m, Spreyton - Offset 0m

Result	TAB no.	Horse (Barrier)	1000 to	800m to	600m to	400m to	200m to	Total or	Margin
3rd	4	Rollinginthede... (1)	800m	600m	400m	200m	WP	Average	
		Position in running (margin)	-	6(3.3)	4(2.3)	4(3.1)	3(0.9)		1.50
		Sectional time (s)	13.41	10.44	11.80	11.72	12.55		
		Cumulative time (s)	59.92	46.51	36.07	24.26	12.55	0:59.92	
		Speed (m/s)	14.91	19.16	16.95	17.06	15.94	16.69	
		Stride length (m)	6.04	7.80	7.19	7.24	6.93	6.99	
		Stride duration (s)	0.410	0.407	0.424	0.424	0.435	0.419	
		Stride efficiency (%)	56.97	95.09	80.83	81.91	75.00	76.35	
		Stride count	33.12	25.64	27.81	27.62	28.87	143.06	

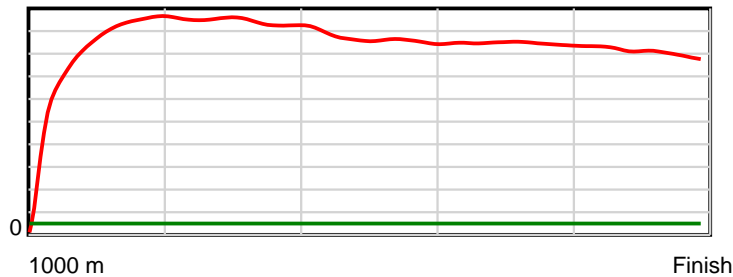
10 m Stride length



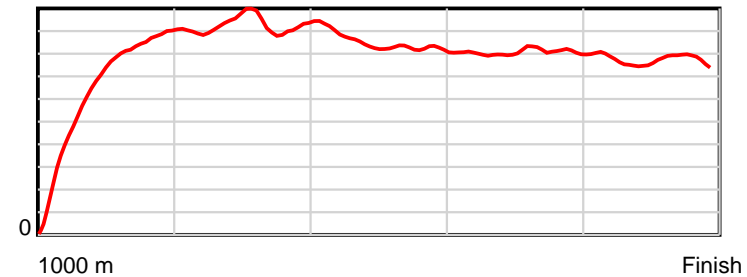
0.6 s Stride duration



20 m/sec Speed



100 % Stride efficiency



Note: Horizontal distance axis grid lines are 200m furlongs.

Disclaimer.

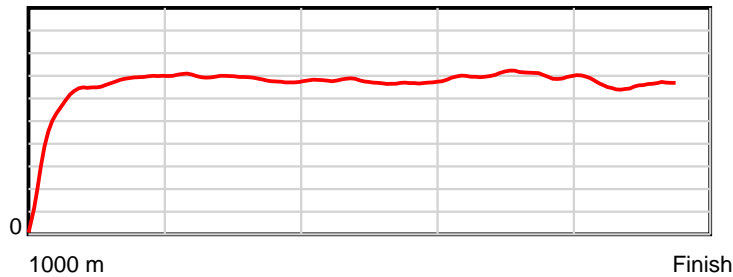
Tasracing Pty Ltd and Thoroughbred Ratings Pty Ltd accepts no responsibility for the completeness or accuracy of any of the information contained herein, and makes no representations about its suitability for any particular purpose. Users should make their own judgements about those matters and/or seek independent advice. You assume all risks associated with use of the data provided on this page.

Race Results

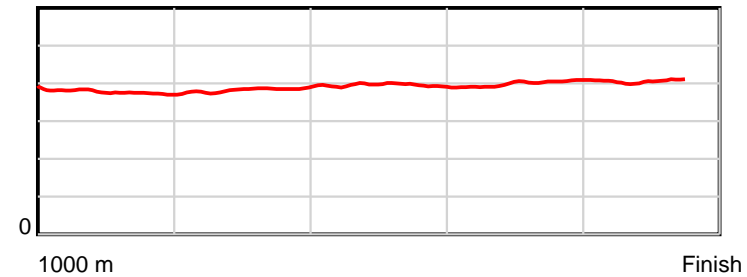
April 06, 2014, Race 6, CL2, Distance 1000m, Spreyton - Offset 0m

Result	TAB no.	Horse (Barrier)	1000 to	800m to	600m to	400m to	200m to	Total or	Margin
4th	7	Chimed Inn (6)	800m	600m	400m	200m	WP	Average	
		Position in running (margin)	-	10(9.6)	9(8.1)	9(7.7)	6(2.5)		2.40
		Sectional time (s)	14.73	10.35	11.61	11.22	12.16		
		Cumulative time (s)	60.08	45.35	34.99	23.38	12.16	1:00.07	
		Speed (m/s)	13.58	19.32	17.23	17.83	16.45	16.64	
		Stride length (m)	5.24	7.34	6.80	7.07	6.69	6.54	
		Stride duration (s)	0.380	0.380	0.395	0.396	0.407	0.393	
		Stride efficiency (%)	42.99	84.19	72.15	78.01	69.99	66.75	
		Stride count	38.13	27.25	29.43	28.31	29.88	153.00	

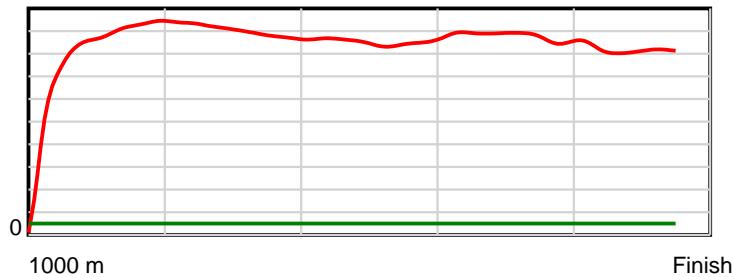
10 m Stride length



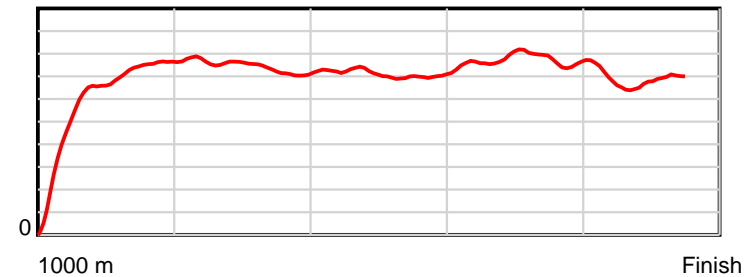
0.6 s Stride duration



20 m/sec Speed



100 % Stride efficiency



Note: Horizontal distance axis grid lines are 200m furlongs.

Disclaimer.

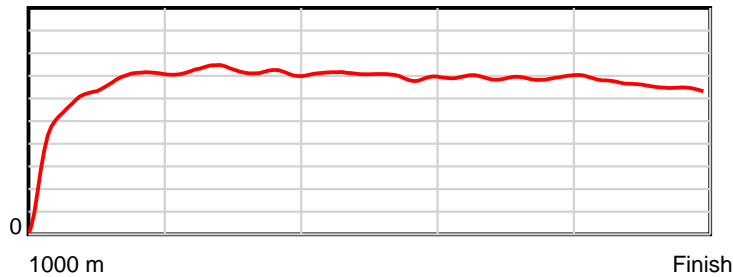
Tasracing Pty Ltd and Thoroughbred Ratings Pty Ltd accepts no responsibility for the completeness or accuracy of any of the information contained herein, and makes no representations about its suitability for any particular purpose. Users should make their own judgements about those matters and/or seek independent advice. You assume all risks associated with use of the data provided on this page.

Race Results

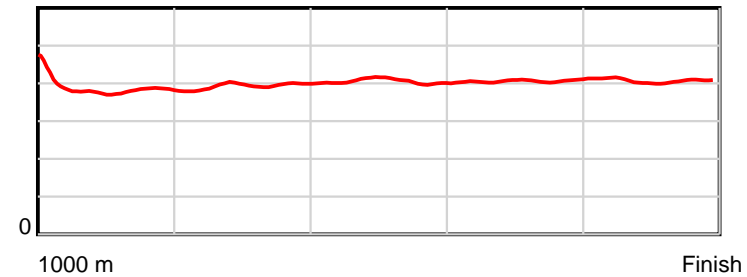
April 06, 2014, Race 6, CL2, Distance 1000m, Spreyton - Offset 0m

Result	TAB no.	Horse (Barrier)	1000 to	800m to	600m to	400m to	200m to	Total or	Margin
5th	3	Freddie Two Sh... (3)	800m	600m	400m	200m	WP	Average	
		Position in running (margin)	-	5(2.9)	6(4.3)	5(4.3)	5(2.1)		2.50
		Sectional time (s)	13.42	10.83	11.67	11.73	12.45		
		Cumulative time (s)	60.10	46.68	35.85	24.18	12.45	1:00.10	
		Speed (m/s)	14.90	18.47	17.14	17.05	16.06	16.64	
		Stride length (m)	5.82	7.26	6.95	6.93	6.54	6.66	
		Stride duration (s)	0.388	0.393	0.405	0.406	0.407	0.400	
		Stride efficiency (%)	52.86	82.28	75.40	75.01	66.80	69.27	
		Stride count	34.39	27.56	28.79	28.87	30.59	150.20	

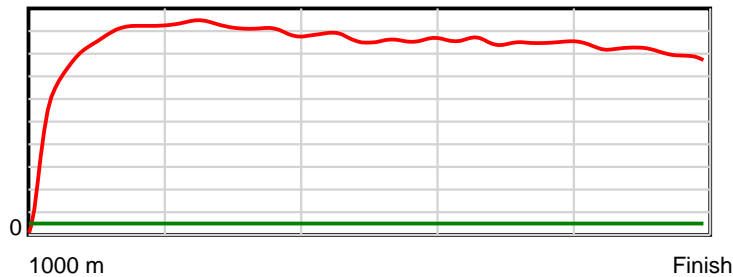
10 m Stride length



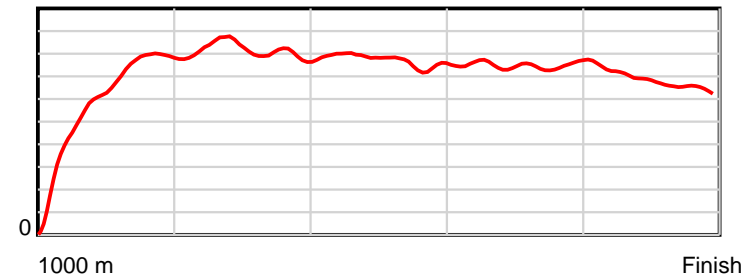
0.6 s Stride duration



20 m/sec Speed



100 % Stride efficiency



Note: Horizontal distance axis grid lines are 200m furlongs.

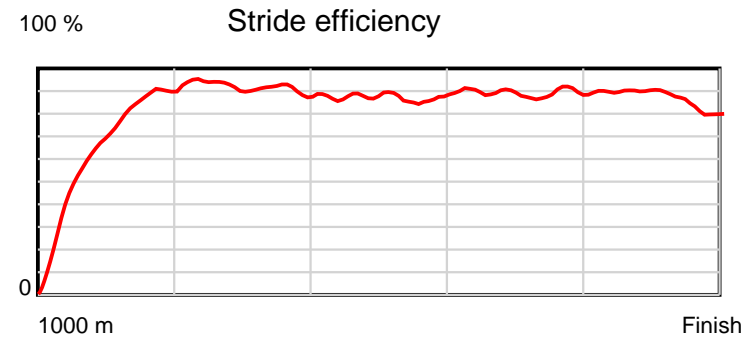
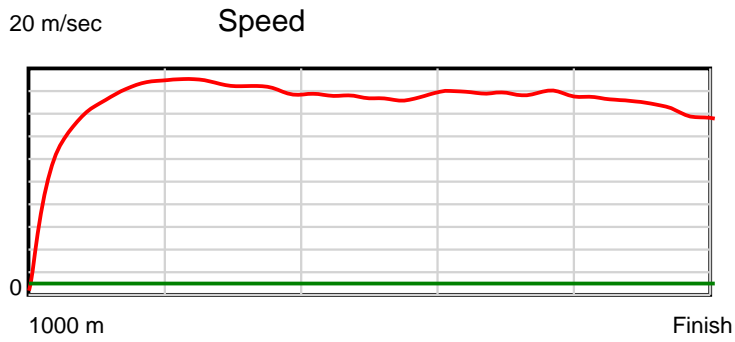
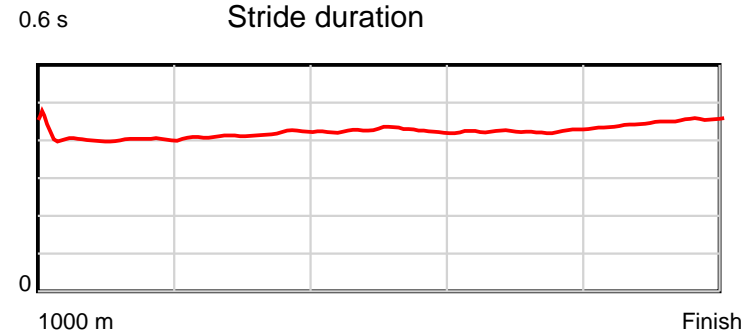
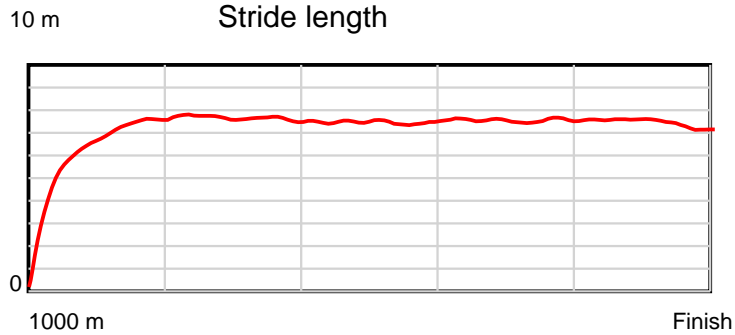
Disclaimer.

Tasracing Pty Ltd and Thoroughbred Ratings Pty Ltd accepts no responsibility for the completeness or accuracy of any of the information contained herein, and makes no representations about its suitability for any particular purpose. Users should make their own judgements about those matters and/or seek independent advice. You assume all risks associated with use of the data provided on this page.

Race Results

April 06, 2014, Race 6, CL2, Distance 1000m, Spreyton - Offset 0m

Result	TAB no.	Horse (Barrier)	1000 to	800m to	600m to	400m to	200m to	Total or	Margin
6th	11	Persian Jewels (8)	800m	600m	400m	200m	WP	Average	
		Position in running (margin)	-	8(3.6)	8(5.8)	8(6.6)	8(3.1)		3.40
		Sectional time (s)	13.58	10.97	11.82	11.50	12.40		
		Cumulative time (s)	60.26	46.68	35.72	23.90	12.40	1:00.25	
		Speed (m/s)	14.72	18.23	16.92	17.39	16.13	16.59	
		Stride length (m)	6.16	7.58	7.19	7.40	7.25	7.08	
		Stride duration (s)	0.407	0.416	0.425	0.425	0.450	0.427	
		Stride efficiency (%)	59.25	89.85	80.70	85.52	82.20	78.28	
		Stride count	32.48	26.38	27.83	27.03	27.57	141.29	



Note: Horizontal distance axis grid lines are 200m furlongs.

Disclaimer.

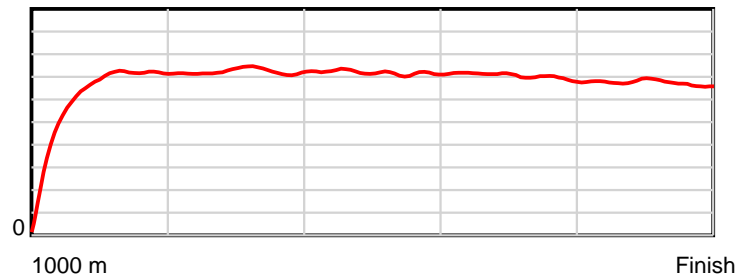
Tasracing Pty Ltd and Thoroughbred Ratings Pty Ltd accepts no responsibility for the completeness or accuracy of any of the information contained herein, and makes no representations about its suitability for any particular purpose. Users should make their own judgements about those matters and/or seek independent advice. You assume all risks associated with use of the data provided on this page.

Race Results

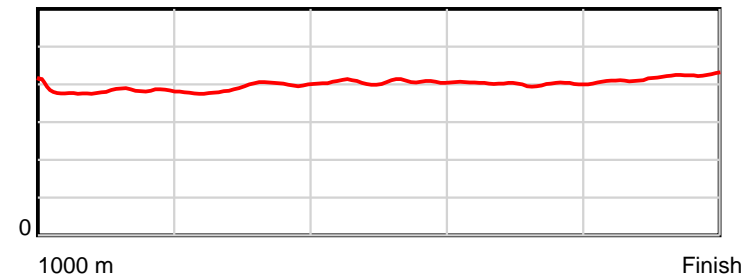
April 06, 2014, Race 6, CL2, Distance 1000m, Spreyton - Offset 0m

Result	TAB no.	Horse (Barrier)	1000 to	800m to	600m to	400m to	200m to	Total or	Margin
7th	10	Yasir (5)	800m	600m	400m	200m	WP	Average	
		Position in running (margin)	-	2(1.8)	5(3.7)	6(4.3)	7(2.9)		3.50
		Sectional time (s)	13.12	10.91	11.78	11.86	12.61		
		Cumulative time (s)	60.28	47.16	36.25	24.47	12.61	1:00.28	
		Speed (m/s)	15.24	18.33	16.98	16.86	15.86	16.59	
		Stride length (m)	5.85	7.16	6.90	6.76	6.65	6.63	
		Stride duration (s)	0.386	0.391	0.406	0.401	0.419	0.400	
		Stride efficiency (%)	53.40	80.21	74.41	71.36	69.05	68.73	
		Stride count	34.21	27.91	28.98	29.60	30.09	150.79	

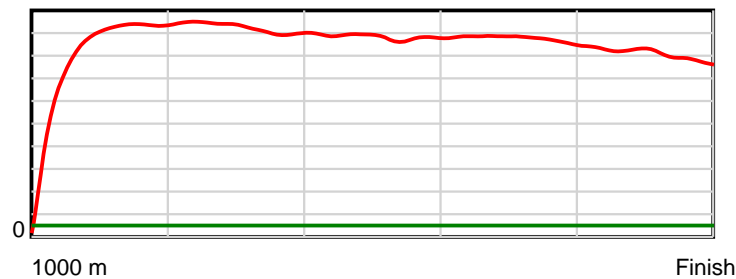
10 m Stride length



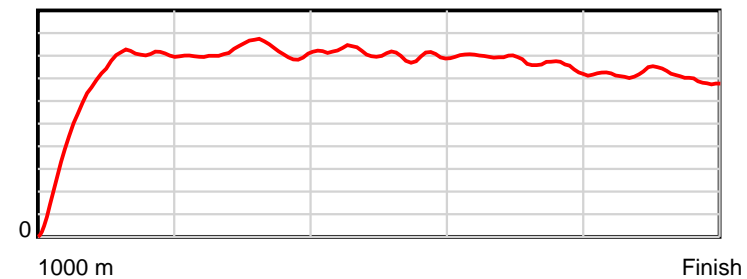
0.6 s Stride duration



20 m/sec Speed



100 % Stride efficiency



Note: Horizontal distance axis grid lines are 200m furlongs.

Disclaimer.

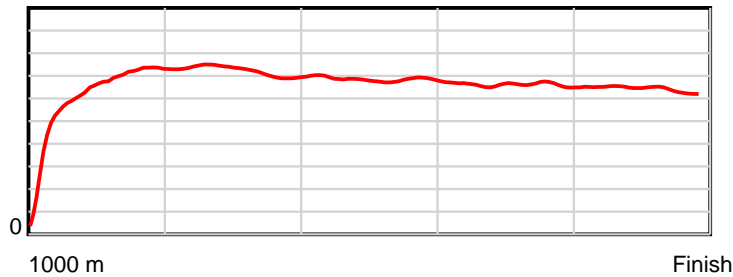
Tasracing Pty Ltd and Thoroughbred Ratings Pty Ltd accepts no responsibility for the completeness or accuracy of any of the information contained herein, and makes no representations about its suitability for any particular purpose. Users should make their own judgements about those matters and/or seek independent advice. You assume all risks associated with use of the data provided on this page.

Race Results

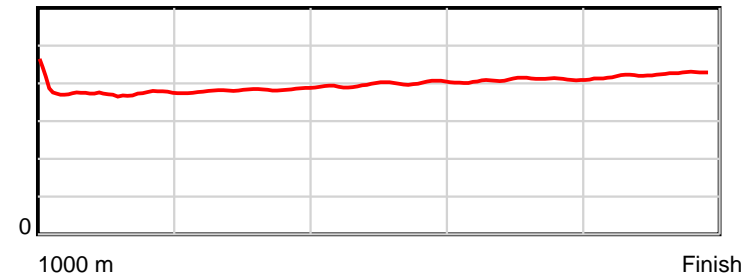
April 06, 2014, Race 6, CL2, Distance 1000m, Spreyton - Offset 0m

Result	TAB no.	Horse (Barrier)	1000 to	800m to	600m to	400m to	200m to	Total or	Margin
8th	9	Bring Me Sunsh... (11)	800m	600m	400m	200m	WP	Average	
		Position in running (margin)	-	1(0.0)	1(0.0)	1(0.0)	2(0.7)		3.60
		Sectional time (s)	12.81	10.60	11.68	12.20	13.02		
		Cumulative time (s)	60.30	47.49	36.89	25.22	13.02	1:00.29	
		Speed (m/s)	15.61	18.87	17.12	16.39	15.36	16.58	
		Stride length (m)	5.86	7.20	6.82	6.71	6.50	6.59	
		Stride duration (s)	0.380	0.382	0.398	0.409	0.423	0.397	
		Stride efficiency (%)	53.60	81.08	72.63	70.29	66.06	67.78	
		Stride count	34.15	27.77	29.34	29.82	30.76	151.84	

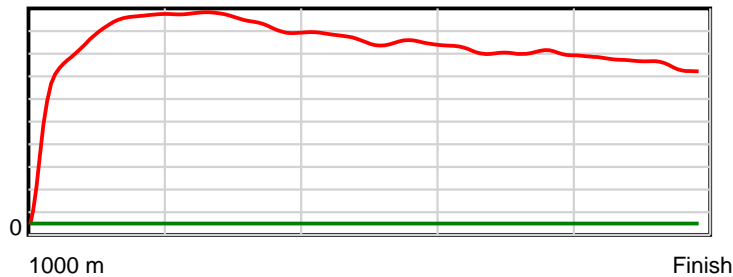
10 m Stride length



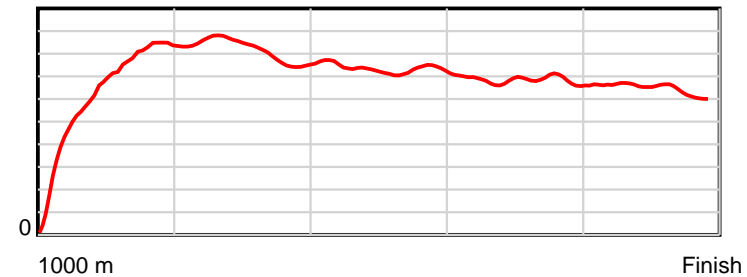
0.6 s Stride duration



20 m/sec Speed



100 % Stride efficiency



Note: Horizontal distance axis grid lines are 200m furlongs.

Disclaimer.

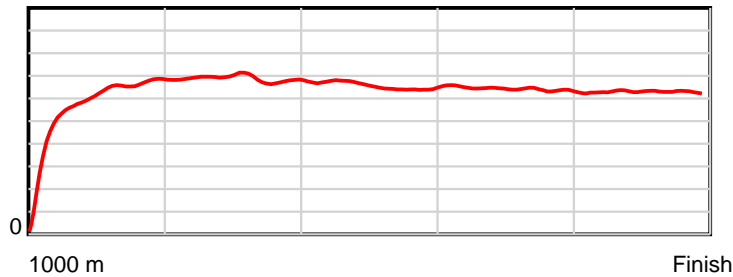
Tasracing Pty Ltd and Thoroughbred Ratings Pty Ltd accepts no responsibility for the completeness or accuracy of any of the information contained herein, and makes no representations about its suitability for any particular purpose. Users should make their own judgements about those matters and/or seek independent advice. You assume all risks associated with use of the data provided on this page.

Race Results

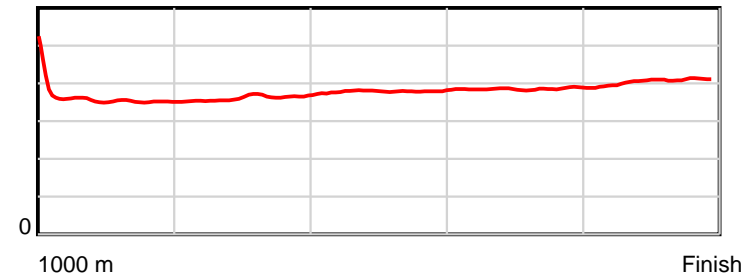
April 06, 2014, Race 6, CL2, Distance 1000m, Spreyton - Offset 0m

Result	TAB no.	Horse (Barrier)	1000 to	800m to	600m to	400m to	200m to	Total or	Margin
9th	1	Song of Joy (9)	800m	600m	400m	200m	WP	Average	
		Position in running (margin)	-	3(2.4)	3(1.7)	3(2.6)	4(1.7)		3.90
		Sectional time (s)	13.30	10.49	11.82	11.94	12.80		
		Cumulative time (s)	60.36	47.06	36.57	24.75	12.80	1:00.35	
		Speed (m/s)	15.04	19.07	16.92	16.75	15.62	16.57	
		Stride length (m)	5.59	6.89	6.40	6.45	6.33	6.30	
		Stride duration (s)	0.370	0.361	0.379	0.385	0.405	0.380	
		Stride efficiency (%)	48.82	74.12	64.06	65.11	62.57	62.08	
		Stride count	35.78	29.04	31.24	30.98	31.61	158.65	

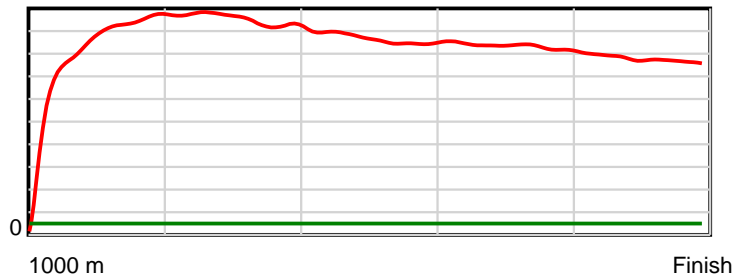
10 m Stride length



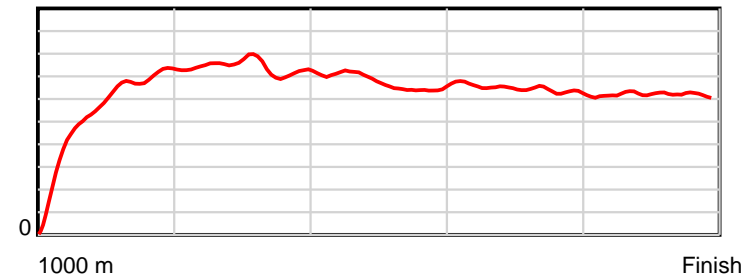
0.6 s Stride duration



20 m/sec Speed



100 % Stride efficiency



Note: Horizontal distance axis grid lines are 200m furlongs.

Disclaimer.

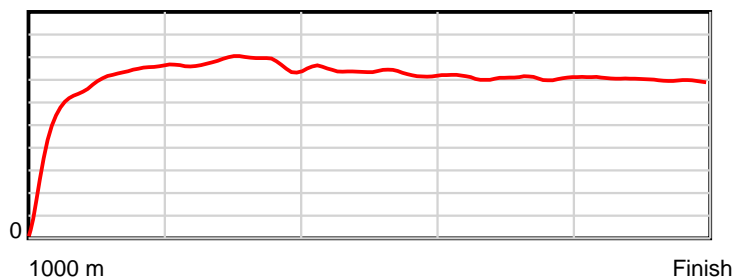
Tasracing Pty Ltd and Thoroughbred Ratings Pty Ltd accepts no responsibility for the completeness or accuracy of any of the information contained herein, and makes no representations about its suitability for any particular purpose. Users should make their own judgements about those matters and/or seek independent advice. You assume all risks associated with use of the data provided on this page.

Race Results

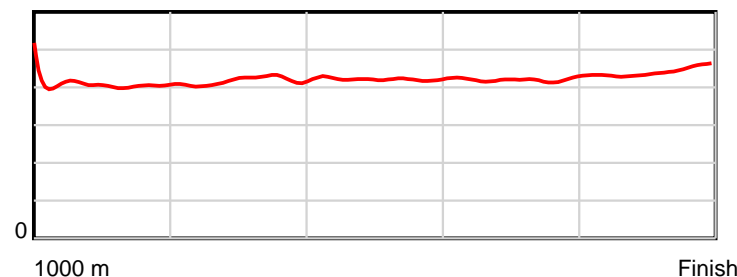
April 06, 2014, Race 6, CL2, Distance 1000m, Spreyton - Offset 0m

Result	TAB no.	Horse (Barrier)	1000 to	800m to	600m to	400m to	200m to	Total or	Margin
10th	6	Victor Victori... (10)	800m	600m	400m	200m	WP	Average	
		Position in running (margin)	-	7(3.5)	7(4.4)	7(5.4)	9(4.3)		6.00
		Sectional time (s)	13.60	10.75	11.85	11.90	12.64		
		Cumulative time (s)	60.74	47.14	36.39	24.53	12.64	1:00.74	
		Speed (m/s)	14.70	18.60	16.88	16.81	15.82	16.46	
		Stride length (m)	6.15	7.75	7.12	7.07	7.01	6.98	
		Stride duration (s)	0.412	0.417	0.422	0.420	0.443	0.424	
		Stride efficiency (%)	59.06	93.97	79.16	78.10	76.74	76.15	
		Stride count	32.53	25.79	28.10	28.29	28.54	143.25	

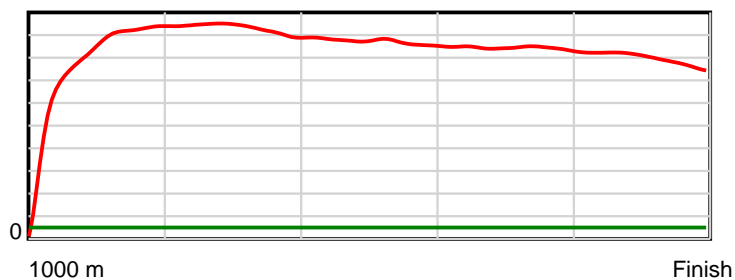
10 m Stride length



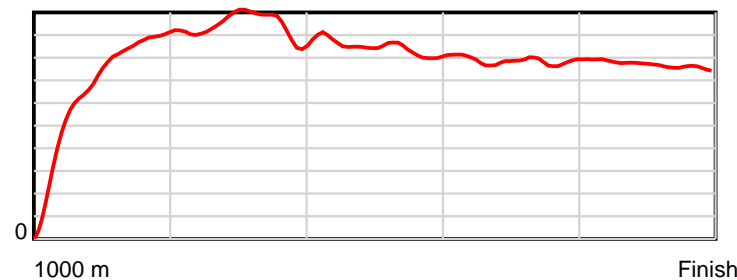
0.6 s Stride duration



20 m/sec Speed



100 % Stride efficiency



Note: Horizontal distance axis grid lines are 200m furlongs.

Disclaimer.

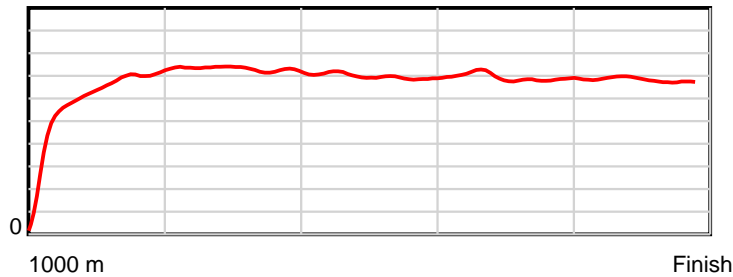
Tasracing Pty Ltd and Thoroughbred Ratings Pty Ltd accepts no responsibility for the completeness or accuracy of any of the information contained herein, and makes no representations about its suitability for any particular purpose. Users should make their own judgements about those matters and/or seek independent advice. You assume all risks associated with use of the data provided on this page.

Race Results

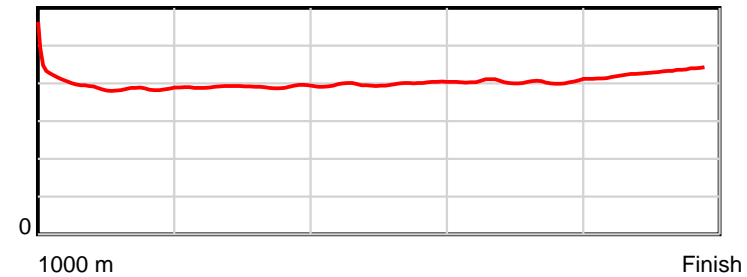
April 06, 2014, Race 6, CL2, Distance 1000m, Spreyton - Offset 0m

Result	TAB no.	Horse (Barrier)	1000 to	800m to	600m to	400m to	200m to	Total or	Margin
11th	8	Nice And Brief (7)	800m	600m	400m	200m	WP	Average	
		Position in running (margin)	-	9(8.9)	10(8.3)	10(9.7)	10(6.7)		7.90
		Sectional time (s)	14.53	10.50	11.90	11.59	12.58		
		Cumulative time (s)	61.10	46.57	36.07	24.17	12.58	1:01.10	
		Speed (m/s)	13.77	19.05	16.81	17.26	15.90	16.37	
		Stride length (m)	5.93	7.44	6.68	6.96	6.82	6.73	
		Stride duration (s)	0.419	0.390	0.397	0.403	0.429	0.411	
		Stride efficiency (%)	55.01	86.40	69.66	75.69	72.67	70.73	
		Stride count	33.71	26.90	29.96	28.74	29.33	148.64	

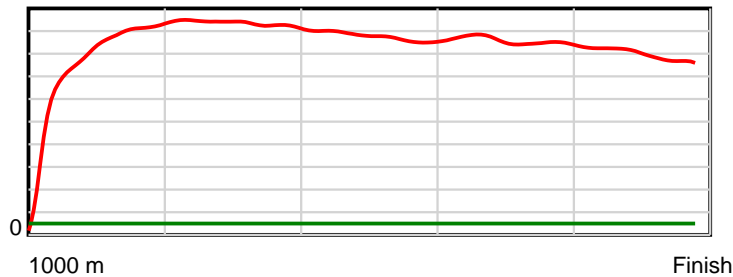
10 m Stride length



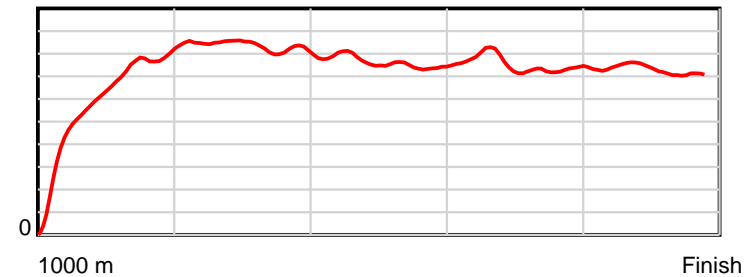
0.6 s Stride duration



20 m/sec Speed



100 % Stride efficiency



Note: Horizontal distance axis grid lines are 200m furlongs.

Disclaimer.

Tasracing Pty Ltd and Thoroughbred Ratings Pty Ltd accepts no responsibility for the completeness or accuracy of any of the information contained herein, and makes no representations about its suitability for any particular purpose. Users should make their own judgements about those matters and/or seek independent advice. You assume all risks associated with use of the data provided on this page.