



Race Results

Tasmanian Racing Club, Hobart, April 13, 2014

Compilation date: May 5, 2014, 11:01:07 AM (EST)

Copyright © 2014 Tasracing Pty Ltd. All rights reserved.

Trademarks.

StrideMASTER is a registered trademark of Thoroughbred Ratings Pty Ltd.

Disclaimer.

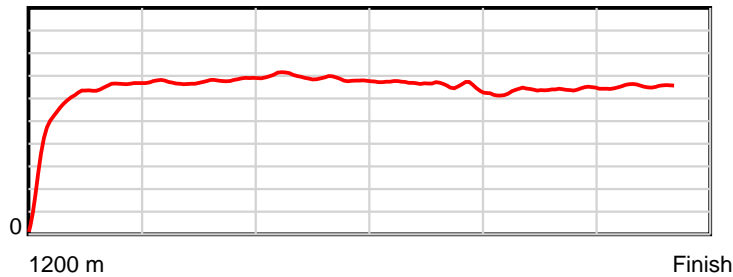
Tasracing Pty Ltd and Thoroughbred Ratings Pty Ltd accepts no responsibility for the completeness or accuracy of any of the information contained herein, and makes no representations about its suitability for any particular purpose. Users should make their own judgements about those matters and/or seek independent advice. You assume all risks associated with use of the data provided on this page.

Race Results

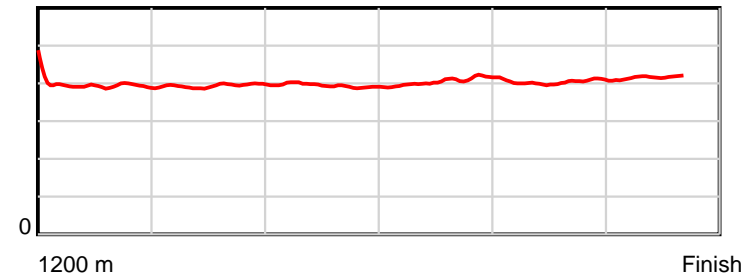
April 13, 2014, Race 3, CL2, Distance 1200m, Elwick Course Proper - Offset 4m

Result	TAB no.	Horse (Barrier)	1200 to	1000m to	800m to	600m to	400m to	200m to	Total or	Margin
1st	2	Volcanic Sky (1)	1000m	800m	600m	400m	200m	WP	Average	
		Position in running (margin)	-	2(0.3)	3(1.9)	3(1.5)	4(2.4)	3(1.0)		0.00
		Sectional time (s)	12.04	11.40	11.21	12.37	12.67	12.51		
		Cumulative time (s)	72.20	60.16	48.76	37.55	25.18	12.51	1:12.20	
		Speed (m/s)	16.61	17.54	17.84	16.17	15.79	15.99	16.62	
		Stride length (m)	6.90	6.87	7.07	6.42	6.40	6.63	6.71	
		Stride duration (s)	0.404	0.392	0.396	0.397	0.406	0.415	0.404	
		Stride efficiency (%)	74.31	73.79	78.16	64.36	64.04	68.76	70.28	
		Stride count	29.00	29.10	28.28	31.16	31.24	30.15	178.93	

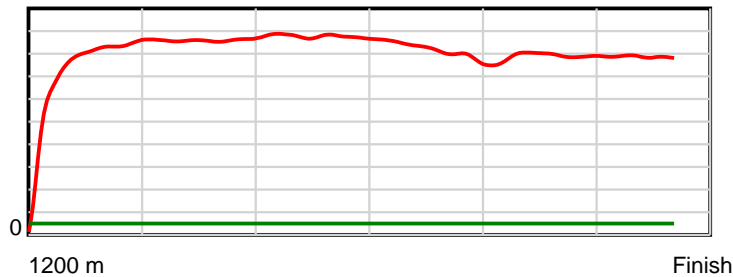
10 m Stride length



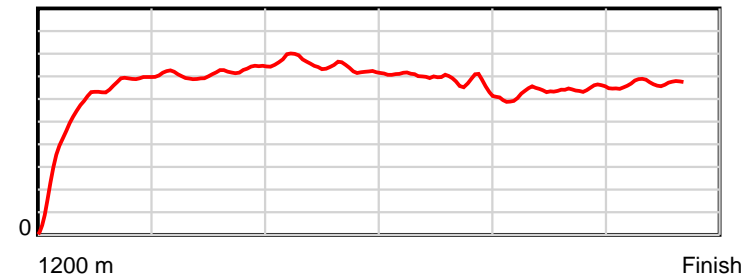
0.6 s Stride duration



20 m/sec Speed



100 % Stride efficiency



Note: Horizontal distance axis grid lines are 200m furlongs.

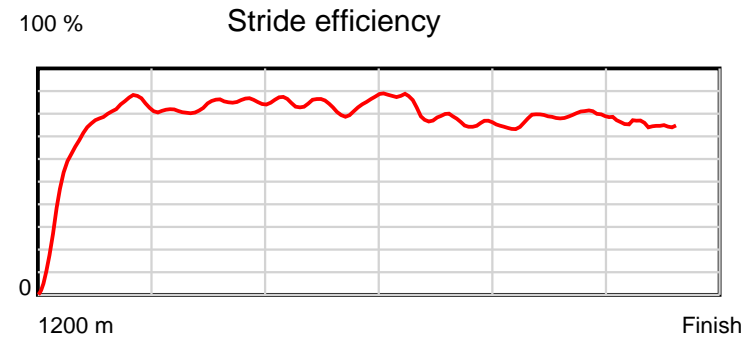
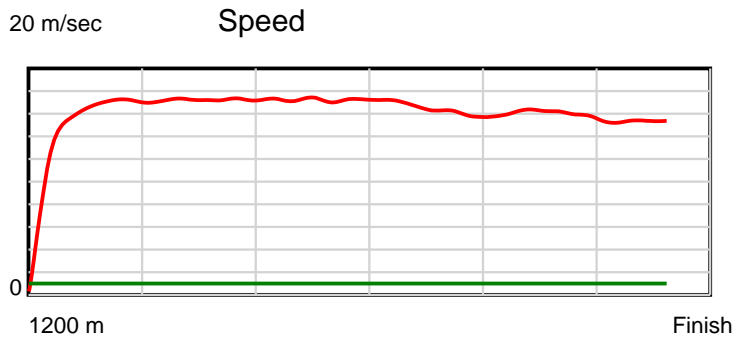
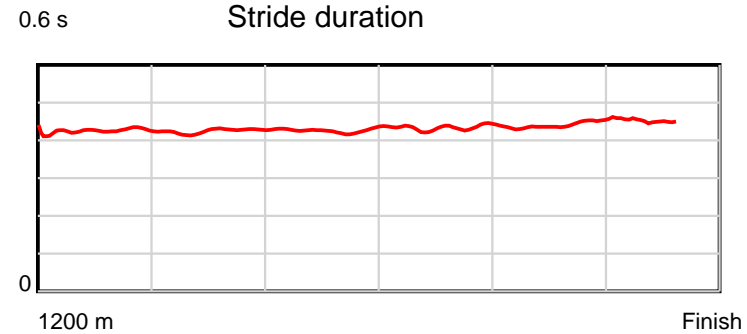
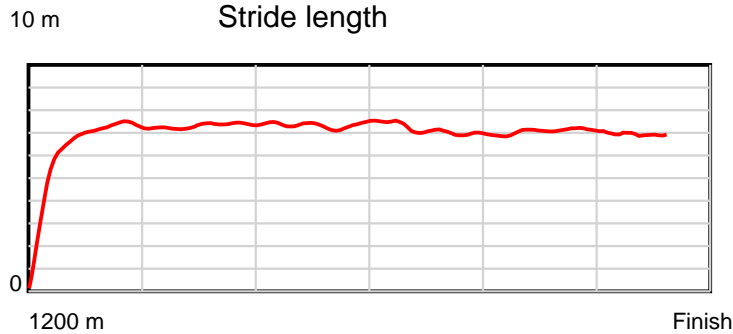
Disclaimer.

Tasracing Pty Ltd and Thoroughbred Ratings Pty Ltd accepts no responsibility for the completeness or accuracy of any of the information contained herein, and makes no representations about its suitability for any particular purpose. Users should make their own judgements about those matters and/or seek independent advice. You assume all risks associated with use of the data provided on this page.

Race Results

April 13, 2014, Race 3, CL2, Distance 1200m, Elwick Course Proper - Offset 4m

Result	TAB no.	Horse (Barrier)	1200 to	1000m to	800m to	600m to	400m to	200m to	Total or	Margin
2nd	1	Pixelated (5)	1000m	800m	600m	400m	200m	WP	Average	
		Position in running (margin)	-	5(1.4)	4(2.0)	4(3.1)	3(2.2)	1(0.0)		0.10
		Sectional time (s)	12.05	11.25	11.45	12.07	12.54	12.86		
		Cumulative time (s)	72.22	60.17	48.92	37.47	25.40	12.86	1:12.22	
		Speed (m/s)	16.60	17.78	17.47	16.57	15.95	15.55	16.62	
		Stride length (m)	7.10	7.56	7.44	7.13	6.96	7.02	7.20	
		Stride duration (s)	0.423	0.425	0.426	0.430	0.436	0.451	0.433	
		Stride efficiency (%)	78.85	89.27	86.58	79.48	75.71	76.92	80.91	
		Stride count	28.16	26.46	26.87	28.04	28.73	28.51	166.77	



Note: Horizontal distance axis grid lines are 200m furlongs.

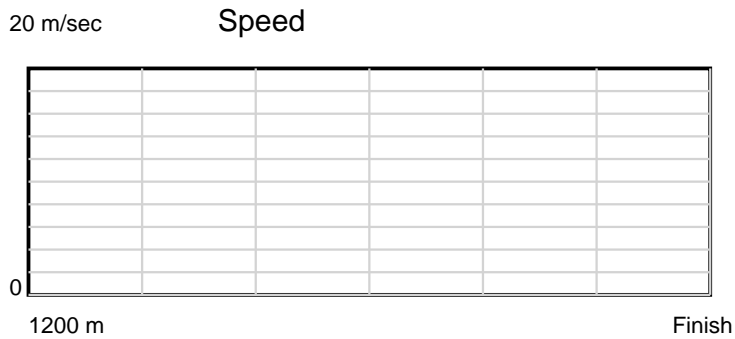
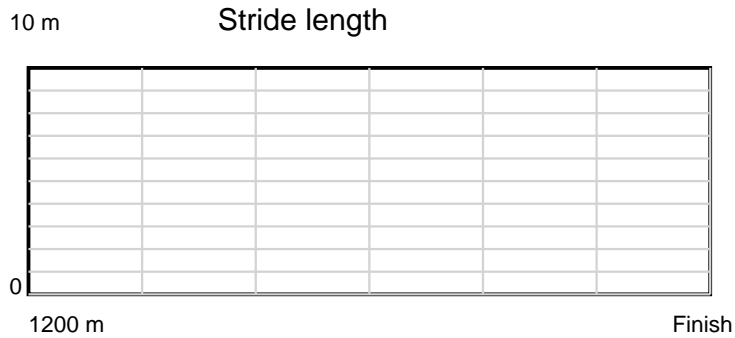
Disclaimer.

Tasracing Pty Ltd and Thoroughbred Ratings Pty Ltd accepts no responsibility for the completeness or accuracy of any of the information contained herein, and makes no representations about its suitability for any particular purpose. Users should make their own judgements about those matters and/or seek independent advice. You assume all risks associated with use of the data provided on this page.

Race Results

April 13, 2014, Race 3, CL2, Distance 1200m, Elwick Course Proper - Offset 4m

Result	TAB no.	Horse (Barrier)	1200 to	1000m to	800m to	600m to	400m to	200m to	Total or	Margin
3rd	5	Gee Gee's Lass (6)								
		Position in running (margin)								
		Sectional time (s)								
		Cumulative time (s)								
		Speed (m/s)								
		Stride length (m)								
		Stride duration (s)								
		Stride efficiency (%)								
		Stride count								



Note: Horizontal distance axis grid lines are 200m furlongs.

Disclaimer.

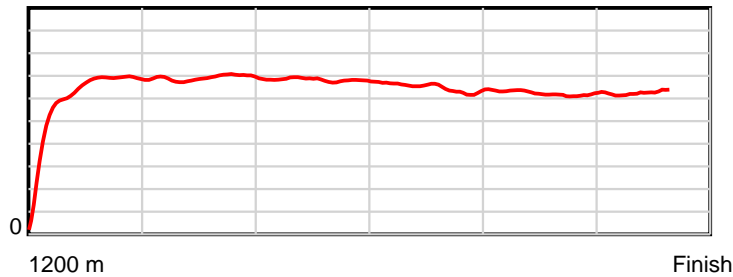
Tasracing Pty Ltd and Thoroughbred Ratings Pty Ltd accepts no responsibility for the completeness or accuracy of any of the information contained herein, and makes no representations about its suitability for any particular purpose. Users should make their own judgements about those matters and/or seek independent advice. You assume all risks associated with use of the data provided on this page.

Race Results

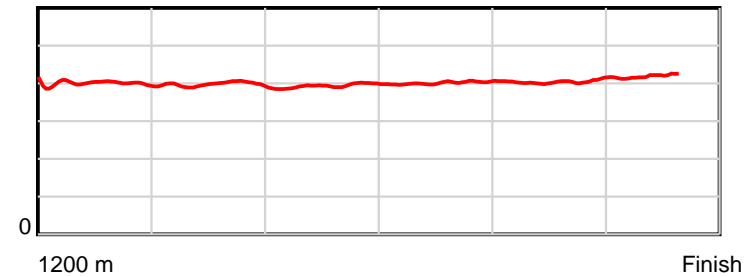
April 13, 2014, Race 3, CL2, Distance 1200m, Elwick Course Proper - Offset 4m

Result	TAB no.	Horse (Barrier)	1200 to	1000m to	800m to	600m to	400m to	200m to	Total or	Margin
4th	4	Searlait (2)	1000m	800m	600m	400m	200m	WP	Average	
		Position in running (margin)	-	1(0.0)	1(0.0)	1(0.0)	1(0.0)	2(0.5)		3.20
		Sectional time (s)	11.98	11.14	11.27	12.21	12.98	13.19		
		Cumulative time (s)	72.78	60.80	49.66	38.38	26.17	13.19	1:12.78	
		Speed (m/s)	16.69	17.95	17.75	16.38	15.41	15.16	16.49	
		Stride length (m)	6.92	7.13	6.96	6.55	6.19	6.30	6.66	
		Stride duration (s)	0.401	0.397	0.392	0.400	0.402	0.416	0.404	
		Stride efficiency (%)	74.85	79.34	75.66	67.02	59.89	62.10	69.23	
		Stride count	28.90	28.07	28.74	30.54	32.31	31.73	180.29	

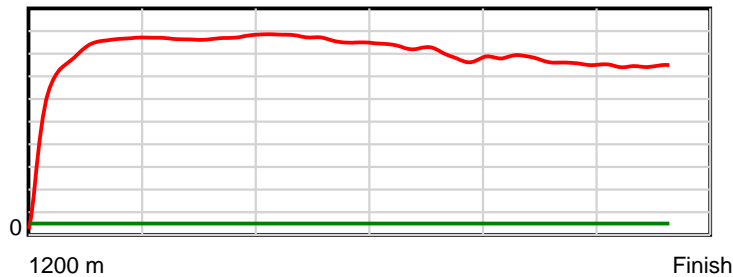
10 m Stride length



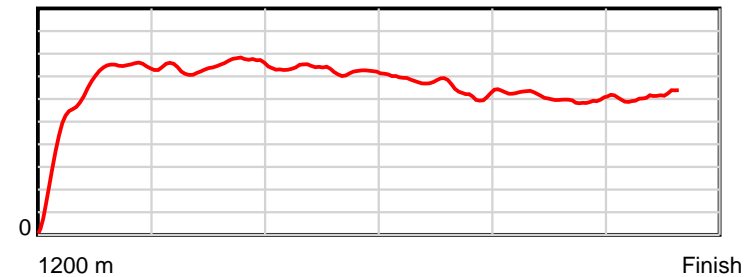
0.6 s Stride duration



20 m/sec Speed



100 % Stride efficiency



Note: Horizontal distance axis grid lines are 200m furlongs.

Disclaimer.

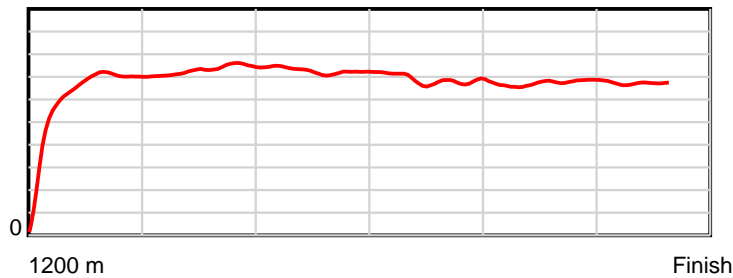
Tasracing Pty Ltd and Thoroughbred Ratings Pty Ltd accepts no responsibility for the completeness or accuracy of any of the information contained herein, and makes no representations about its suitability for any particular purpose. Users should make their own judgements about those matters and/or seek independent advice. You assume all risks associated with use of the data provided on this page.

Race Results

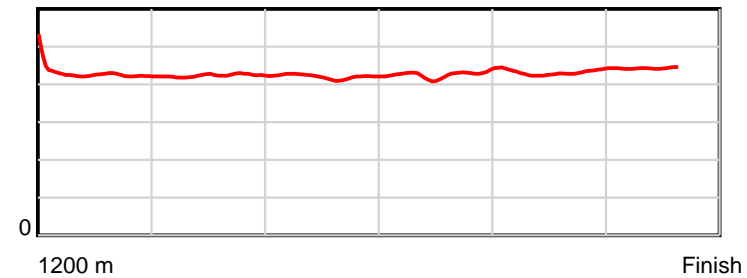
April 13, 2014, Race 3, CL2, Distance 1200m, Elwick Course Proper - Offset 4m

Result	TAB no.	Horse (Barrier)	1200 to	1000m to	800m to	600m to	400m to	200m to	Total or	Margin
5th	6	Pittenweem (3)	1000m	800m	600m	400m	200m	WP	Average	
		Position in running (margin)	-	4(0.9)	5(3.2)	5(3.9)	5(4.5)	4(2.4)		3.60
		Sectional time (s)	12.12	11.53	11.38	12.31	12.56	12.96		
		Cumulative time (s)	72.86	60.74	49.22	37.83	25.52	12.96	1:12.86	
		Speed (m/s)	16.51	17.35	17.57	16.25	15.92	15.43	16.47	
		Stride length (m)	7.51	7.33	7.40	6.87	6.85	6.82	7.12	
		Stride duration (s)	0.442	0.422	0.421	0.423	0.430	0.442	0.432	
		Stride efficiency (%)	88.22	83.87	85.60	73.79	73.39	72.67	79.20	
		Stride count	26.62	27.30	27.02	29.11	29.18	29.33	168.56	

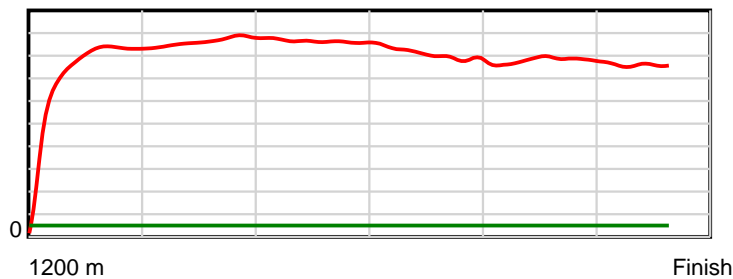
10 m Stride length



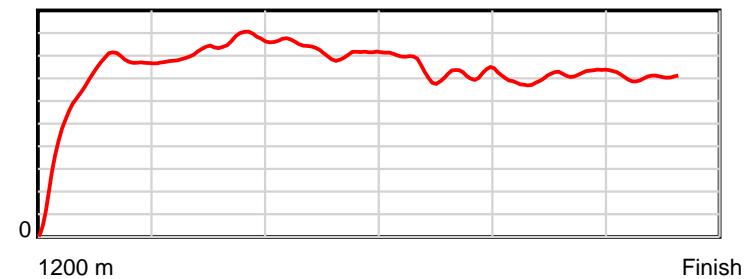
0.6 s Stride duration



20 m/sec Speed



100 % Stride efficiency



Note: Horizontal distance axis grid lines are 200m furlongs.

Disclaimer.

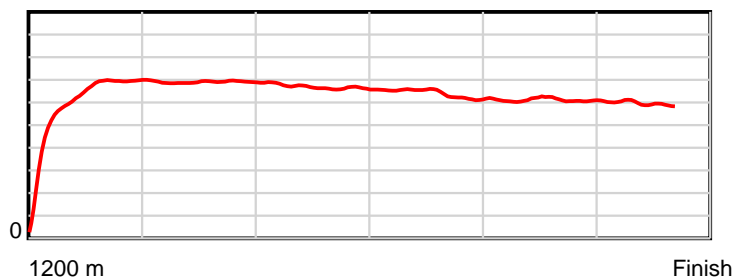
Tasracing Pty Ltd and Thoroughbred Ratings Pty Ltd accepts no responsibility for the completeness or accuracy of any of the information contained herein, and makes no representations about its suitability for any particular purpose. Users should make their own judgements about those matters and/or seek independent advice. You assume all risks associated with use of the data provided on this page.

Race Results

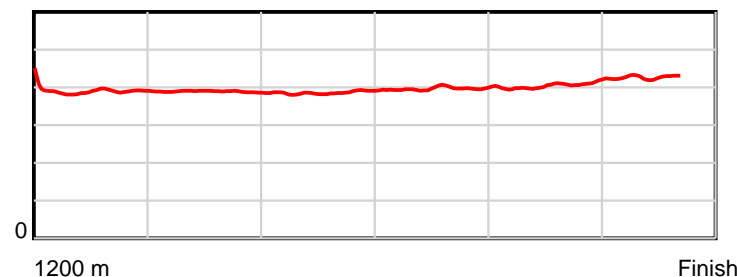
April 13, 2014, Race 3, CL2, Distance 1200m, Elwick Course Proper - Offset 4m

Result	TAB no.	Horse (Barrier)	1200 to	1000m to	800m to	600m to	400m to	200m to	Total or	Margin
6th	3	Rain Storm (4)	1000m	800m	600m	400m	200m	WP	Average	
		Position in running (margin)	-	3(0.4)	2(0.0)	2(0.9)	2(1.1)	5(2.7)		11.90
		Sectional time (s)	12.34	11.08	11.41	12.25	13.17	14.15		
		Cumulative time (s)	74.41	62.07	50.99	39.58	27.33	14.15	1:14.40	
		Speed (m/s)	16.20	18.05	17.53	16.33	15.19	14.13	16.13	
		Stride length (m)	6.88	7.04	6.74	6.44	6.07	5.99	6.50	
		Stride duration (s)	0.400	0.390	0.384	0.395	0.400	0.424	0.403	
		Stride efficiency (%)	73.91	77.43	70.93	64.90	57.49	56.03	66.05	
		Stride count	29.08	28.41	29.69	31.03	32.97	33.40	184.58	

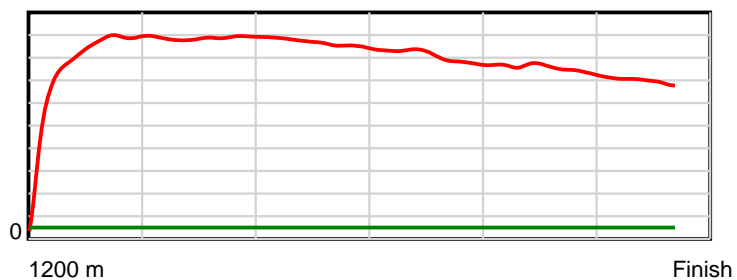
10 m Stride length



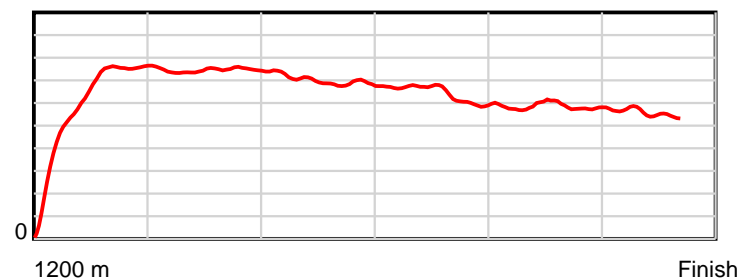
0.6 s Stride duration



20 m/sec Speed



100 % Stride efficiency



Note: Horizontal distance axis grid lines are 200m furlongs.

Disclaimer.

Tasracing Pty Ltd and Thoroughbred Ratings Pty Ltd accepts no responsibility for the completeness or accuracy of any of the information contained herein, and makes no representations about its suitability for any particular purpose. Users should make their own judgements about those matters and/or seek independent advice. You assume all risks associated with use of the data provided on this page.