



Race Results

Tasmanian Racing Club, Hobart, April 13, 2014

Compilation date: May 5, 2014, 11:02:03 AM (EST)

Copyright © 2014 Tasracing Pty Ltd. All rights reserved.

Trademarks.

StrideMASTER is a registered trademark of Thoroughbred Ratings Pty Ltd.

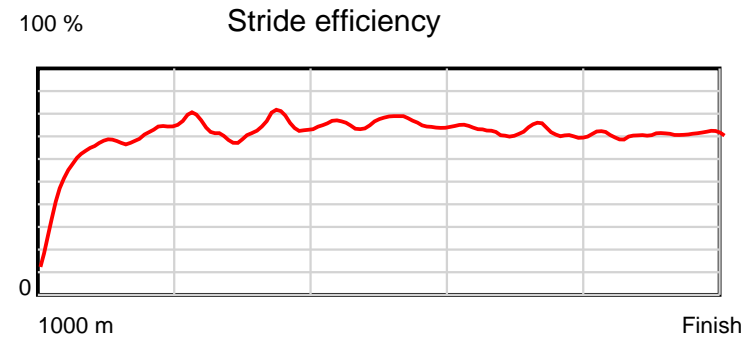
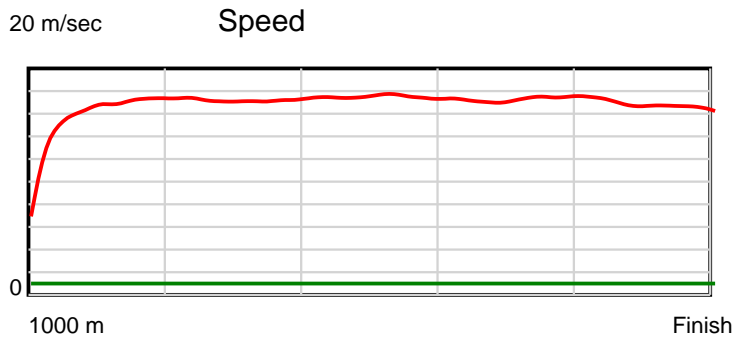
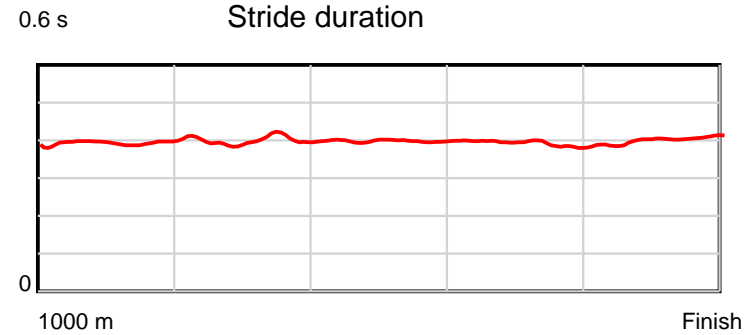
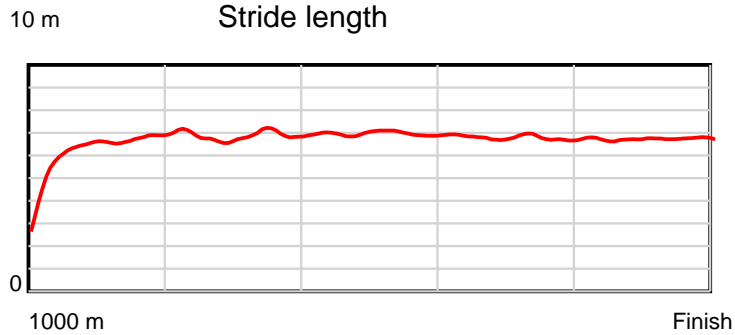
Disclaimer.

Tasracing Pty Ltd and Thoroughbred Ratings Pty Ltd accepts no responsibility for the completeness or accuracy of any of the information contained herein, and makes no representations about its suitability for any particular purpose. Users should make their own judgements about those matters and/or seek independent advice. You assume all risks associated with use of the data provided on this page.

Race Results

April 13, 2014, Race 4, 3Y HCP, Distance 1000m, Elwick Course Proper - Offset 4m

Result	TAB no.	Horse (Barrier)	1000 to	800m to	600m to	400m to	200m to	Total or	Margin
1st	6	Vinder (1)	800m	600m	400m	200m	WP	Average	
		Position in running (margin)	-	3(2.4)	5(4.8)	2(1.1)	1(0.0)		0.00
		Sectional time (s)	15.59	11.72	11.36	11.88	12.29		
		Cumulative time (s)	62.84	47.25	35.53	24.17	12.29	1:02.84	
		Speed (m/s)	12.83	17.06	17.61	16.84	16.27	15.91	
		Stride length (m)	5.14	6.80	7.01	6.60	6.54	6.34	
		Stride duration (s)	0.395	0.399	0.398	0.392	0.401	0.398	
		Stride efficiency (%)	41.25	72.25	76.68	68.02	66.75	62.76	
		Stride count	38.92	29.41	28.55	30.31	30.60	157.79	



Note: Horizontal distance axis grid lines are 200m furlongs.

Disclaimer.

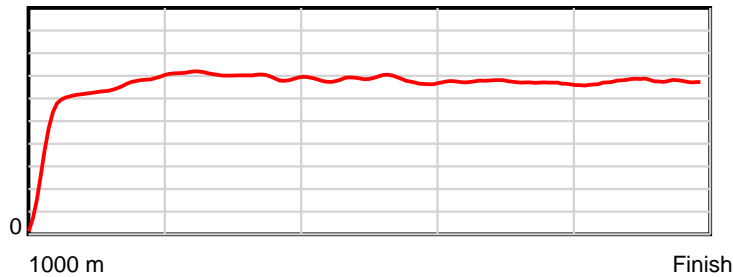
Tasracing Pty Ltd and Thoroughbred Ratings Pty Ltd accepts no responsibility for the completeness or accuracy of any of the information contained herein, and makes no representations about its suitability for any particular purpose. Users should make their own judgements about those matters and/or seek independent advice. You assume all risks associated with use of the data provided on this page.

Race Results

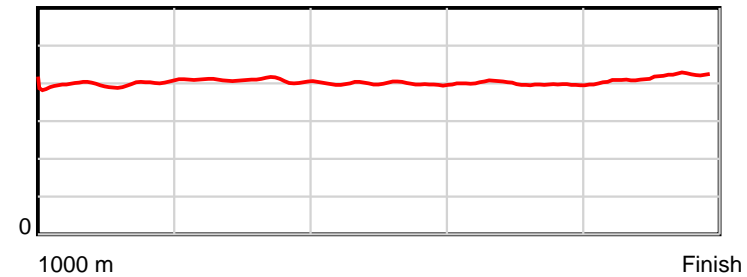
April 13, 2014, Race 4, 3Y HCP, Distance 1000m, Elwick Course Proper - Offset 4m

Result	TAB no.	Horse (Barrier)	1000 to	800m to	600m to	400m to	200m to	Total or	Margin
2nd	3	Gee Gees Style (3)	800m	600m	400m	200m	WP	Average	
		Position in running (margin)	-	4(4.1)	3(4.2)	4(4.1)	4(2.9)		1.30
		Sectional time (s)	15.72	11.34	11.95	11.87	12.22		
		Cumulative time (s)	63.09	47.37	36.03	24.08	12.22	1:03.09	
		Speed (m/s)	12.73	17.64	16.74	16.85	16.37	15.85	
		Stride length (m)	5.23	7.20	6.67	6.72	6.81	6.44	
		Stride duration (s)	0.404	0.408	0.398	0.399	0.416	0.406	
		Stride efficiency (%)	42.68	80.98	69.47	70.52	72.38	64.87	
		Stride count	38.27	27.78	30.00	29.77	29.39	155.21	

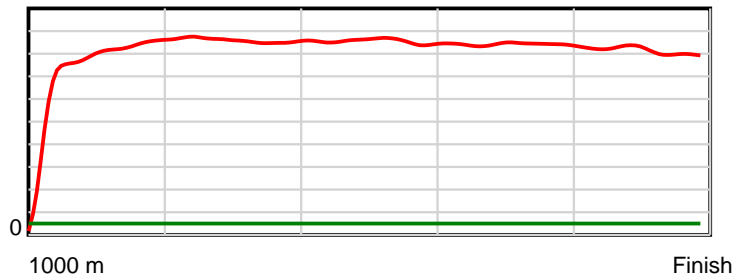
10 m Stride length



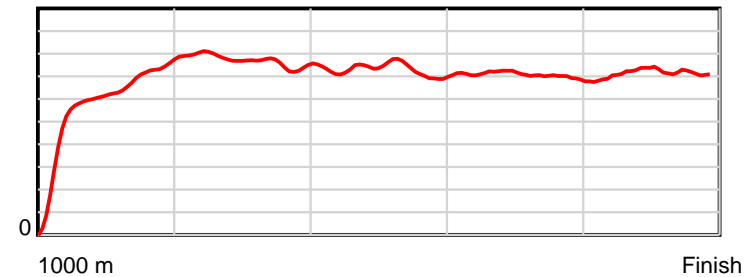
0.6 s Stride duration



20 m/sec Speed



100 % Stride efficiency



Note: Horizontal distance axis grid lines are 200m furlongs.

Disclaimer.

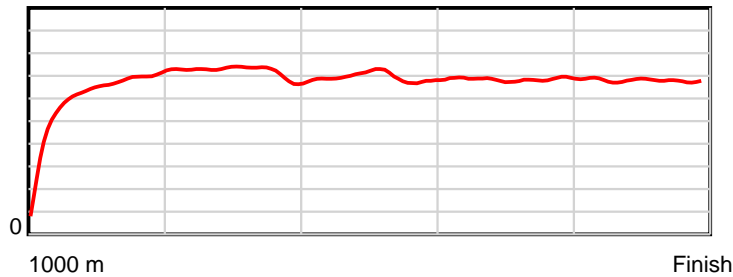
Tasracing Pty Ltd and Thoroughbred Ratings Pty Ltd accepts no responsibility for the completeness or accuracy of any of the information contained herein, and makes no representations about its suitability for any particular purpose. Users should make their own judgements about those matters and/or seek independent advice. You assume all risks associated with use of the data provided on this page.

Race Results

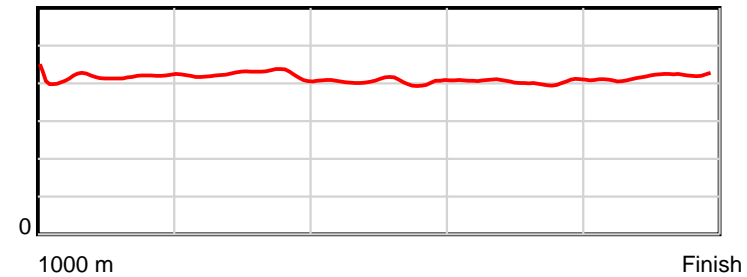
April 13, 2014, Race 4, 3Y HCP, Distance 1000m, Elwick Course Proper - Offset 4m

Result	TAB no.	Horse (Barrier)	1000 to	800m to	600m to	400m to	200m to	Total or	Margin
3rd	2	Vigilante (2)	800m	600m	400m	200m	WP	Average	
		Position in running (margin)	-	5(4.7)	7(6.7)	5(4.7)	3(2.8)		2.10
		Sectional time (s)	15.88	11.66	11.65	11.74	12.31		
		Cumulative time (s)	63.24	47.36	35.70	24.05	12.31	1:03.24	
		Speed (m/s)	12.60	17.15	17.17	17.04	16.25	15.81	
		Stride length (m)	5.29	7.26	6.94	6.89	6.83	6.56	
		Stride duration (s)	0.410	0.423	0.404	0.404	0.420	0.415	
		Stride efficiency (%)	43.72	82.34	75.28	74.08	72.80	67.18	
		Stride count	37.81	27.55	28.81	29.05	29.30	152.52	

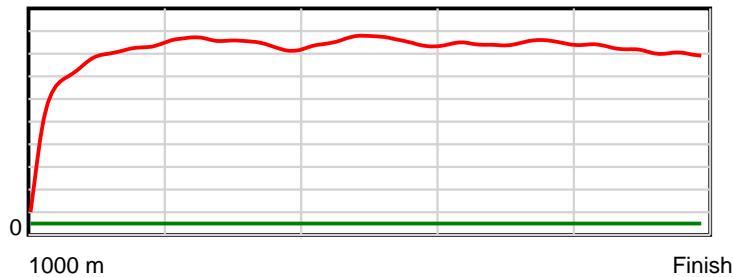
10 m Stride length



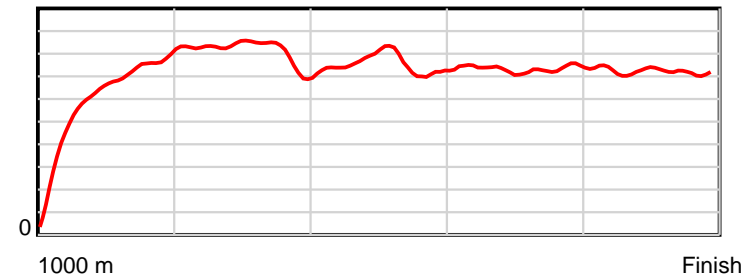
0.6 s Stride duration



20 m/sec Speed



100 % Stride efficiency



Note: Horizontal distance axis grid lines are 200m furlongs.

Disclaimer.

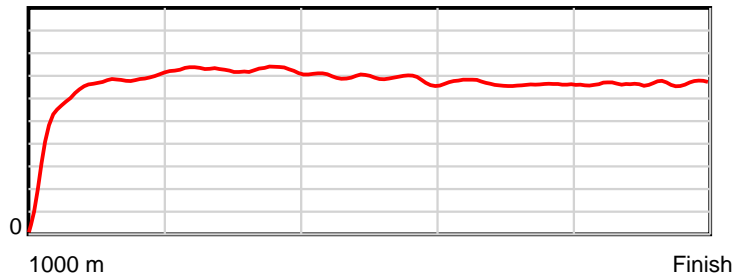
Tasracing Pty Ltd and Thoroughbred Ratings Pty Ltd accepts no responsibility for the completeness or accuracy of any of the information contained herein, and makes no representations about its suitability for any particular purpose. Users should make their own judgements about those matters and/or seek independent advice. You assume all risks associated with use of the data provided on this page.

Race Results

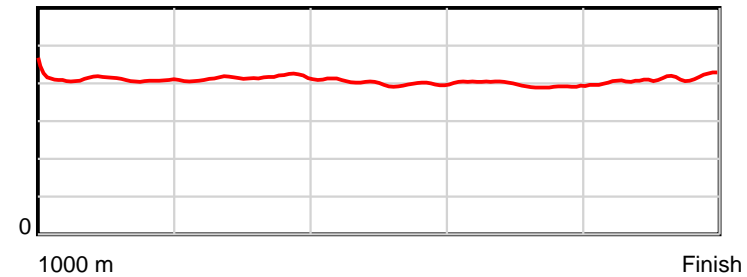
April 13, 2014, Race 4, 3Y HCP, Distance 1000m, Elwick Course Proper - Offset 4m

Result	TAB no.	Horse (Barrier)	1000 to	800m to	600m to	400m to	200m to	Total or	Margin
4th	1	Lazy Democracy (4)	800m	600m	400m	200m	WP	Average	
		Position in running (margin)	-	6(4.9)	4(4.8)	6(5.3)	6(4.2)		2.30
		Sectional time (s)	15.85	11.29	12.06	11.88	12.20		
		Cumulative time (s)	63.28	47.43	36.14	24.08	12.20	1:03.28	
		Speed (m/s)	12.62	17.71	16.58	16.84	16.39	15.80	
		Stride length (m)	5.36	7.33	6.65	6.65	6.77	6.48	
		Stride duration (s)	0.418	0.414	0.401	0.395	0.413	0.410	
		Stride efficiency (%)	44.92	83.93	69.18	69.15	71.63	65.67	
		Stride count	37.30	27.29	30.06	30.07	29.54	154.26	

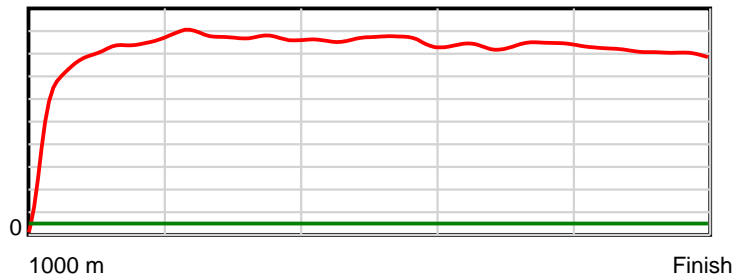
10 m Stride length



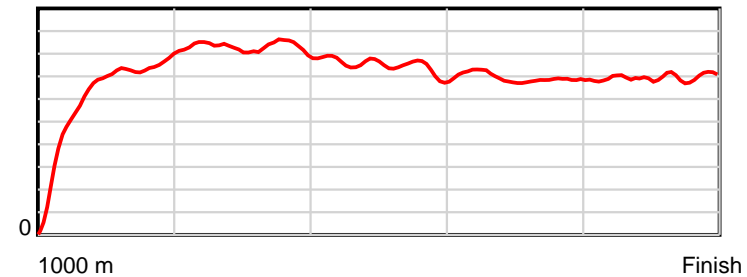
0.6 s Stride duration



20 m/sec Speed



100 % Stride efficiency



Note: Horizontal distance axis grid lines are 200m furlongs.

Disclaimer.

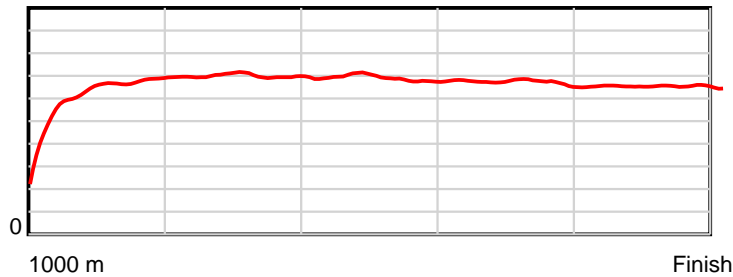
Tasracing Pty Ltd and Thoroughbred Ratings Pty Ltd accepts no responsibility for the completeness or accuracy of any of the information contained herein, and makes no representations about its suitability for any particular purpose. Users should make their own judgements about those matters and/or seek independent advice. You assume all risks associated with use of the data provided on this page.

Race Results

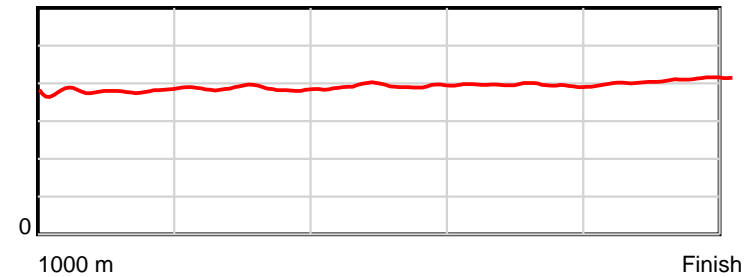
April 13, 2014, Race 4, 3Y HCP, Distance 1000m, Elwick Course Proper - Offset 4m

Result	TAB no.	Horse (Barrier)	1000 to	800m to	600m to	400m to	200m to	Total or	Margin
5th	5	Miss Elsa (5)	800m	600m	400m	200m	WP	Average	
		Position in running (margin)	-	1(0.0)	1(0.0)	1(0.0)	2(0.4)		3.10
		Sectional time (s)	15.18	11.32	11.98	12.13	12.82		
		Cumulative time (s)	63.43	48.25	36.93	24.95	12.82	1:03.43	
		Speed (m/s)	13.18	17.67	16.69	16.49	15.60	15.77	
		Stride length (m)	5.08	6.80	6.57	6.51	6.38	6.20	
		Stride duration (s)	0.382	0.385	0.394	0.395	0.409	0.393	
		Stride efficiency (%)	40.34	72.23	67.52	66.20	63.60	60.07	
		Stride count	39.36	29.42	30.43	30.73	31.35	161.29	

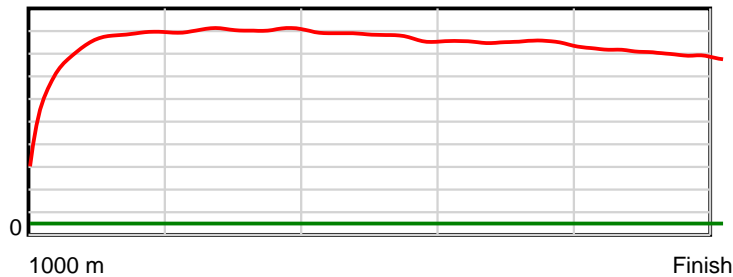
10 m Stride length



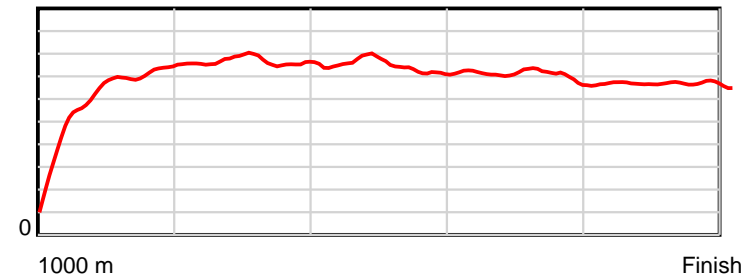
0.6 s Stride duration



20 m/sec Speed



100 % Stride efficiency



Note: Horizontal distance axis grid lines are 200m furlongs.

Disclaimer.

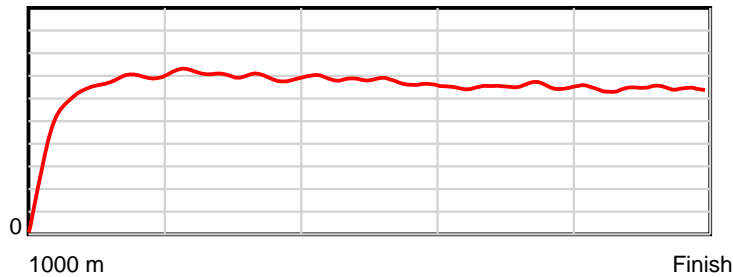
Tasracing Pty Ltd and Thoroughbred Ratings Pty Ltd accepts no responsibility for the completeness or accuracy of any of the information contained herein, and makes no representations about its suitability for any particular purpose. Users should make their own judgements about those matters and/or seek independent advice. You assume all risks associated with use of the data provided on this page.

Race Results

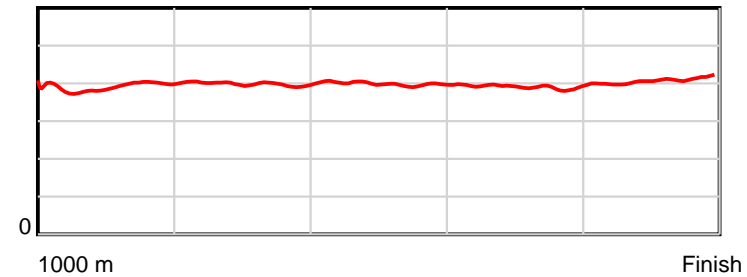
April 13, 2014, Race 4, 3Y HCP, Distance 1000m, Elwick Course Proper - Offset 4m

Result	TAB no.	Horse (Barrier)	1000 to	800m to	600m to	400m to	200m to	Total or	Margin
6th	4	Merrick's Beau... (7)	800m	600m	400m	200m	WP	Average	
		Position in running (margin)	-	2(1.4)	2(2.3)	3(3.4)	5(3.0)		3.60
		Sectional time (s)	15.25	11.47	12.17	11.98	12.65		
		Cumulative time (s)	63.53	48.28	36.81	24.63	12.65	1:03.53	
		Speed (m/s)	13.12	17.44	16.43	16.69	15.81	15.74	
		Stride length (m)	5.21	6.94	6.55	6.53	6.45	6.27	
		Stride duration (s)	0.390	0.398	0.399	0.391	0.408	0.399	
		Stride efficiency (%)	42.37	75.31	67.06	66.59	65.07	61.52	
		Stride count	38.41	28.81	30.53	30.64	30.99	159.38	

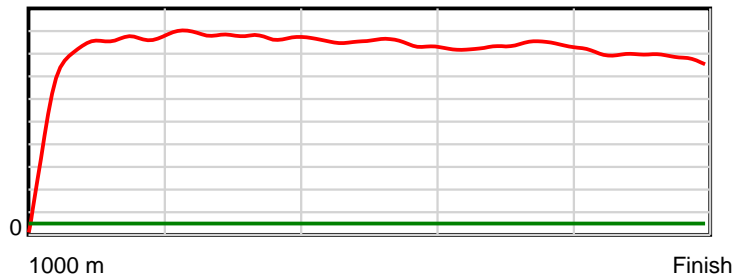
10 m Stride length



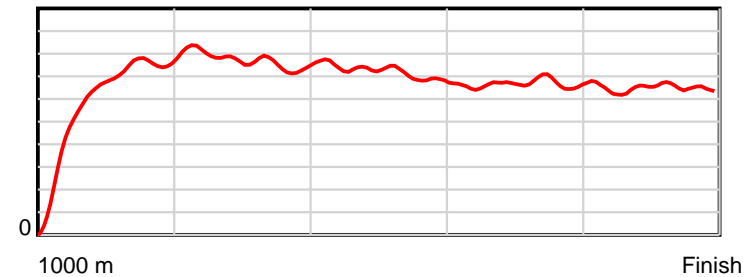
0.6 s Stride duration



20 m/sec Speed



100 % Stride efficiency



Note: Horizontal distance axis grid lines are 200m furlongs.

Disclaimer.

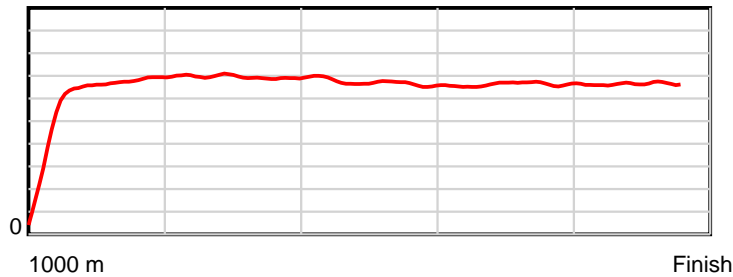
Tasracing Pty Ltd and Thoroughbred Ratings Pty Ltd accepts no responsibility for the completeness or accuracy of any of the information contained herein, and makes no representations about its suitability for any particular purpose. Users should make their own judgements about those matters and/or seek independent advice. You assume all risks associated with use of the data provided on this page.

Race Results

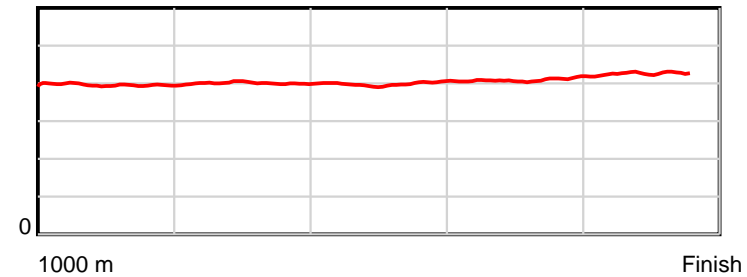
April 13, 2014, Race 4, 3Y HCP, Distance 1000m, Elwick Course Proper - Offset 4m

Result	TAB no.	Horse (Barrier)	1000 to	800m to	600m to	400m to	200m to	Total or	Margin
7th	7	Mikaylas Taddy (6)	800m	600m	400m	200m	WP	Average	
		Position in running (margin)	-	7(6.0)	6(5.6)	7(6.0)	7(7.4)		8.90
		Sectional time (s)	16.12	11.25	12.05	12.29	12.85		
		Cumulative time (s)	64.56	48.44	37.19	25.15	12.85	1:04.56	
		Speed (m/s)	12.40	17.78	16.60	16.27	15.56	15.49	
		Stride length (m)	4.99	7.09	6.60	6.62	6.58	6.28	
		Stride duration (s)	0.395	0.399	0.397	0.407	0.423	0.406	
		Stride efficiency (%)	38.97	78.60	68.03	68.44	67.72	61.69	
		Stride count	40.05	28.20	30.31	30.22	30.38	159.16	

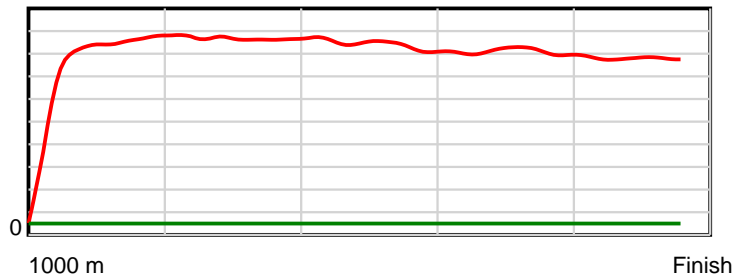
10 m Stride length



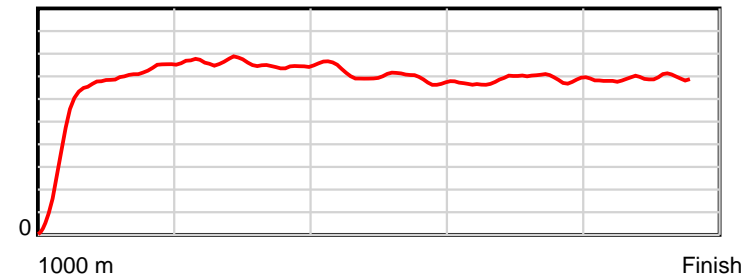
0.6 s Stride duration



20 m/sec Speed



100 % Stride efficiency



Note: Horizontal distance axis grid lines are 200m furlongs.

Disclaimer.

Tasracing Pty Ltd and Thoroughbred Ratings Pty Ltd accepts no responsibility for the completeness or accuracy of any of the information contained herein, and makes no representations about its suitability for any particular purpose. Users should make their own judgements about those matters and/or seek independent advice. You assume all risks associated with use of the data provided on this page.