



Race Results

Tasmanian Racing Club, Hobart, April 13, 2014

Compilation date: May 5, 2014, 11:03:20 AM (EST)

Copyright © 2014 Tasracing Pty Ltd. All rights reserved.

Trademarks.

StrideMASTER is a registered trademark of Thoroughbred Ratings Pty Ltd.

Disclaimer.

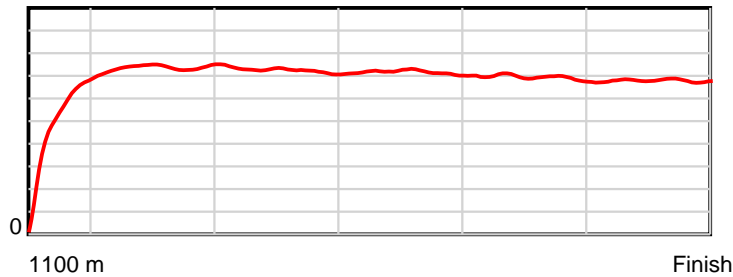
Tasracing Pty Ltd and Thoroughbred Ratings Pty Ltd accepts no responsibility for the completeness or accuracy of any of the information contained herein, and makes no representations about its suitability for any particular purpose. Users should make their own judgements about those matters and/or seek independent advice. You assume all risks associated with use of the data provided on this page.

Race Results

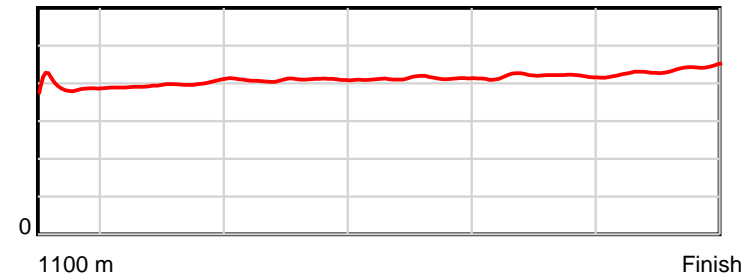
April 13, 2014, Race 5, 2UP MDN-SW, Distance 1100m, Elwick Course Proper - Offset 4m

Result	TAB no.	Horse (Barrier)	1100 to	1000m to	800m to	600m to	400m to	200m to	Total or	Margin
1st	10	Wonzzee (1)	1000m	800m	600m	400m	200m	WP	Average	
		Position in running (margin)	-	1(0.0)	1(0.0)	1(0.0)	1(0.0)	1(0.0)		0.00
		Sectional time (s)	8.41	10.90	11.56	11.54	12.47	13.18		
		Cumulative time (s)	68.05	59.64	48.74	37.18	25.65	13.18	1:08.04	
		Speed (m/s)	11.89	18.35	17.30	17.33	16.04	15.17	16.16	
		Stride length (m)	4.80	7.29	7.07	7.16	6.72	6.63	6.69	
		Stride duration (s)	0.386	0.397	0.408	0.413	0.419	0.437	0.414	
		Stride efficiency (%)	35.93	83.11	78.02	80.03	70.52	68.67	69.90	
		Stride count	20.85	27.42	28.31	27.95	29.77	30.17	164.47	

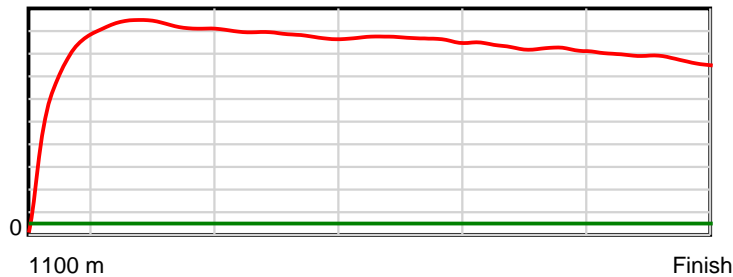
10 m Stride length



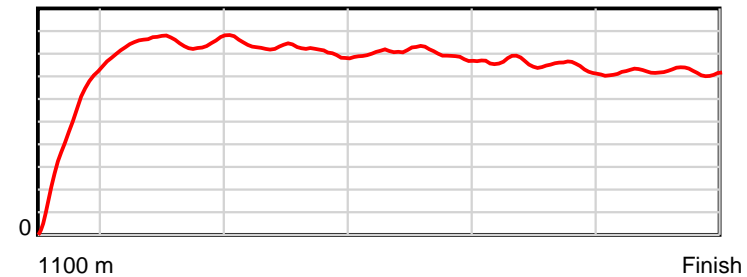
0.6 s Stride duration



20 m/sec Speed



100 % Stride efficiency



Note: Horizontal distance axis grid lines are 200m furlongs.

Disclaimer.

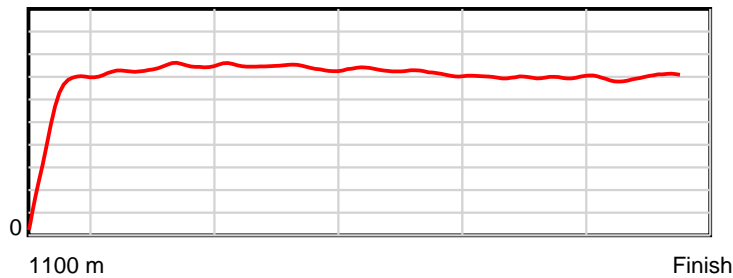
Tasracing Pty Ltd and Thoroughbred Ratings Pty Ltd accepts no responsibility for the completeness or accuracy of any of the information contained herein, and makes no representations about its suitability for any particular purpose. Users should make their own judgements about those matters and/or seek independent advice. You assume all risks associated with use of the data provided on this page.

Race Results

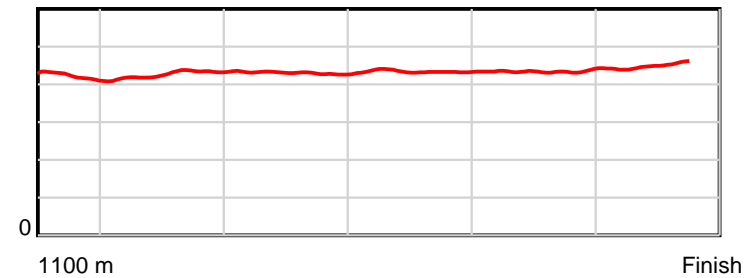
April 13, 2014, Race 5, 2UP MDN-SW, Distance 1100m, Elwick Course Proper - Offset 4m

Result	TAB no.	Horse (Barrier)	1100 to	1000m to	800m to	600m to	400m to	200m to	Total or	Margin
2nd	3	Victory Medal (6)	1000m	800m	600m	400m	200m	WP	Average	
		Position in running (margin)	-	3(8.9)	3(8.3)	6(8.4)	6(12.2)	3(11.6)		8.00
		Sectional time (s)	9.83	10.80	11.57	12.17	12.37	12.83		
		Cumulative time (s)	69.57	59.74	48.94	37.37	25.20	12.83	1:09.56	
		Speed (m/s)	10.18	18.52	17.29	16.43	16.17	15.59	15.81	
		Stride length (m)	4.52	7.82	7.47	7.11	7.00	6.98	6.88	
		Stride duration (s)	0.418	0.422	0.432	0.433	0.433	0.448	0.435	
		Stride efficiency (%)	31.92	95.49	87.11	78.97	76.51	76.16	73.99	
		Stride count	22.13	25.58	26.79	28.13	28.58	28.65	159.86	

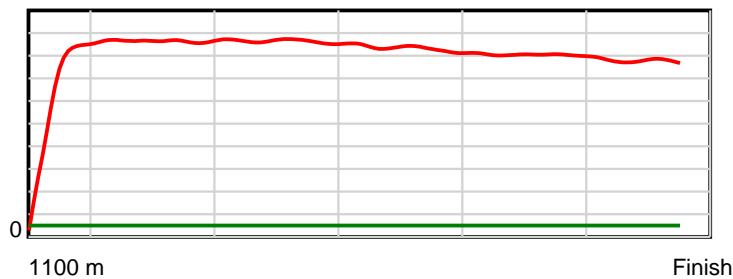
10 m Stride length



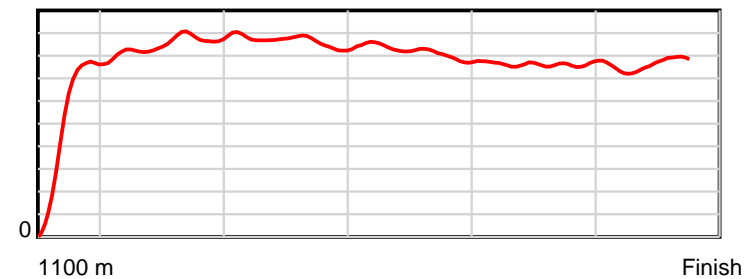
0.6 s Stride duration



20 m/sec Speed



100 % Stride efficiency



Note: Horizontal distance axis grid lines are 200m furlongs.

Disclaimer.

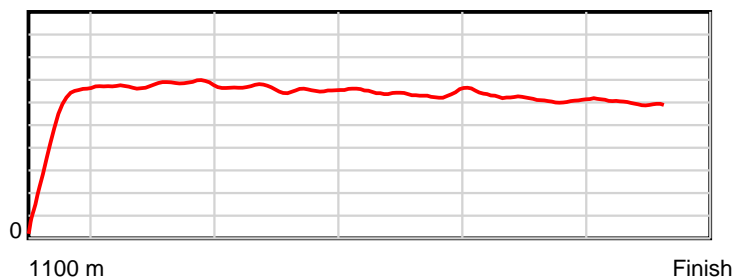
Tasracing Pty Ltd and Thoroughbred Ratings Pty Ltd accepts no responsibility for the completeness or accuracy of any of the information contained herein, and makes no representations about its suitability for any particular purpose. Users should make their own judgements about those matters and/or seek independent advice. You assume all risks associated with use of the data provided on this page.

Race Results

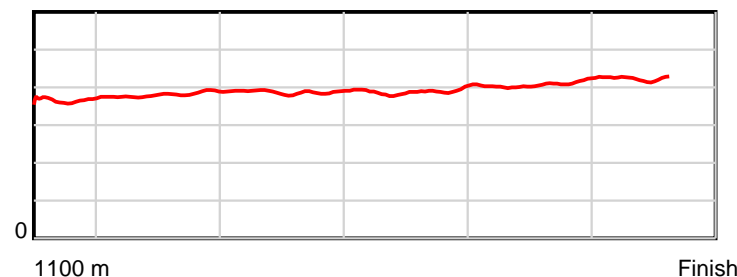
April 13, 2014, Race 5, 2UP MDN-SW, Distance 1100m, Elwick Course Proper - Offset 4m

Result	TAB no.	Horse (Barrier)	1100 to	1000m to	800m to	600m to	400m to	200m to	Total or	Margin
3rd	9	Moonrise (3)	1000m	800m	600m	400m	200m	WP	Average	
		Position in running (margin)	-	2(8.7)	2(3.0)	2(2.3)	2(4.6)	2(6.8)		10.30
		Sectional time (s)	9.83	9.95	11.44	11.93	12.83	14.04		
		Cumulative time (s)	70.02	60.19	50.24	38.80	26.87	14.04	1:10.01	
		Speed (m/s)	10.18	20.10	17.48	16.76	15.59	14.25	15.71	
		Stride length (m)	4.10	7.55	6.78	6.47	6.23	6.00	6.22	
		Stride duration (s)	0.382	0.375	0.388	0.386	0.400	0.421	0.396	
		Stride efficiency (%)	26.29	88.97	71.85	65.33	60.74	56.22	60.54	
		Stride count	24.38	26.51	29.49	30.93	32.08	33.34	176.73	

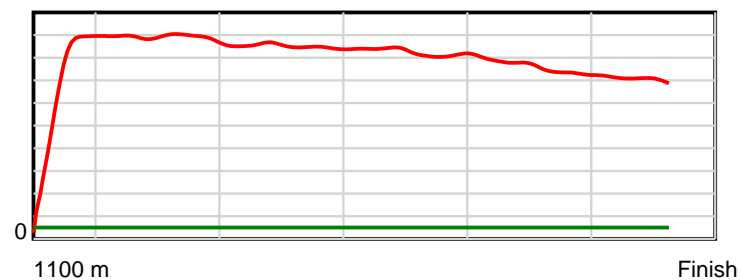
10 m Stride length



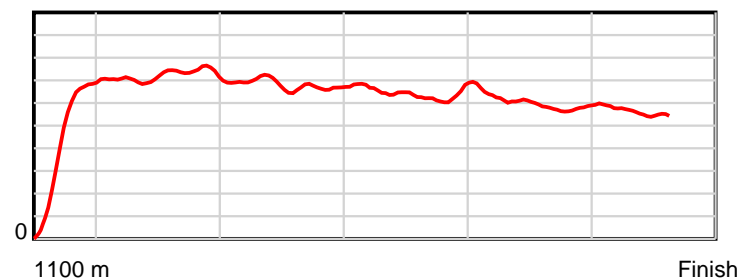
0.6 s Stride duration



20 m/sec Speed



100 % Stride efficiency



Note: Horizontal distance axis grid lines are 200m furlongs.

Disclaimer.

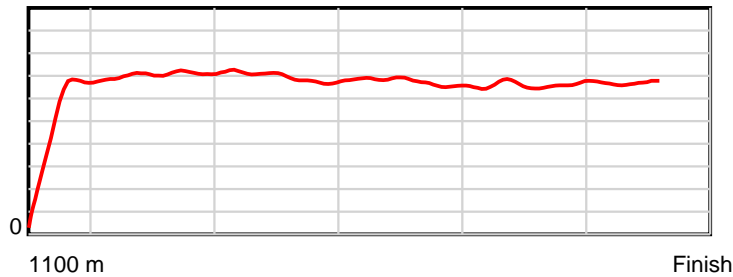
Tasracing Pty Ltd and Thoroughbred Ratings Pty Ltd accepts no responsibility for the completeness or accuracy of any of the information contained herein, and makes no representations about its suitability for any particular purpose. Users should make their own judgements about those matters and/or seek independent advice. You assume all risks associated with use of the data provided on this page.

Race Results

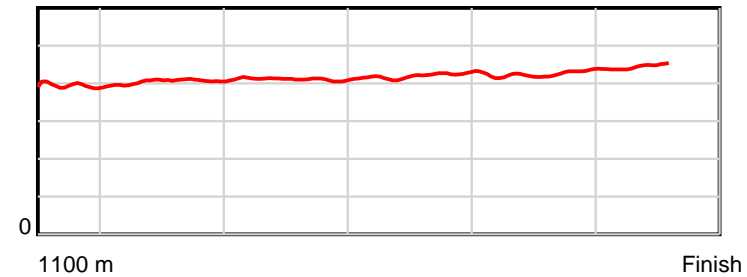
April 13, 2014, Race 5, 2UP MDN-SW, Distance 1100m, Elwick Course Proper - Offset 4m

Result	TAB no.	Horse (Barrier)	1100 to	1000m to	800m to	600m to	400m to	200m to	Total or	Margin
4th	2	Rum Trader (5)	1000m	800m	600m	400m	200m	WP	Average	
		Position in running (margin)	-	5(12.6)	4(8.9)	4(7.5)	5(11.9)	4(13.8)		12.10
		Sectional time (s)	10.56	10.28	11.33	12.27	12.77	13.16		
		Cumulative time (s)	70.37	59.81	49.53	38.21	25.93	13.16	1:10.37	
		Speed (m/s)	9.47	19.46	17.65	16.30	15.66	15.20	15.63	
		Stride length (m)	4.48	7.78	7.23	6.75	6.61	6.71	6.65	
		Stride duration (s)	0.427	0.400	0.410	0.414	0.422	0.441	0.425	
		Stride efficiency (%)	31.31	94.47	81.77	71.20	68.32	70.28	69.11	
		Stride count	22.34	25.72	27.65	29.63	30.25	29.82	165.41	

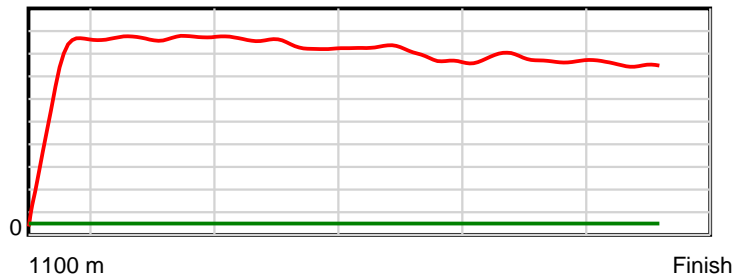
10 m Stride length



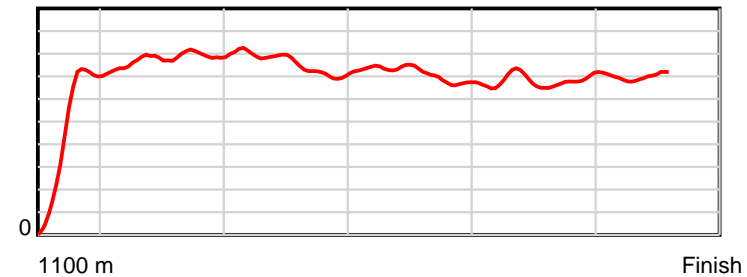
0.6 s Stride duration



20 m/sec Speed



100 % Stride efficiency



Note: Horizontal distance axis grid lines are 200m furlongs.

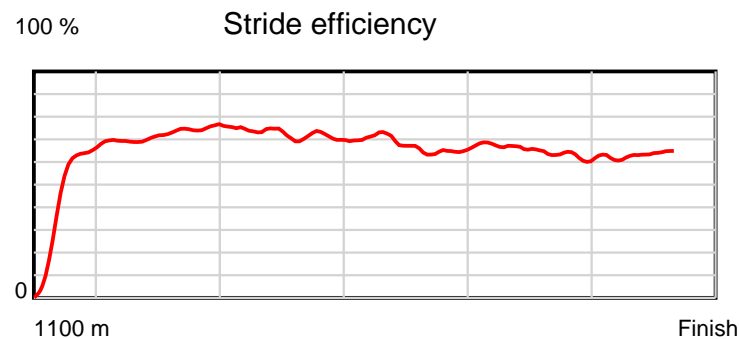
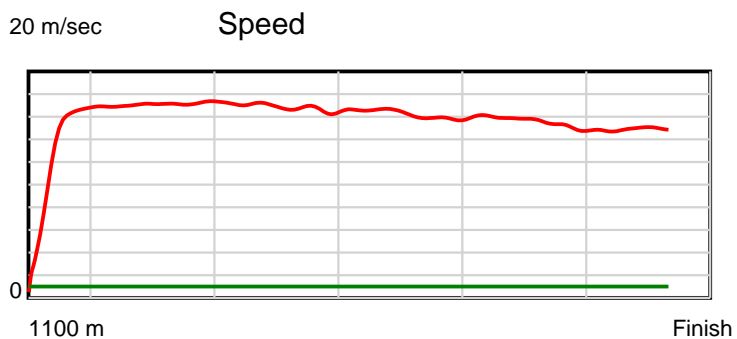
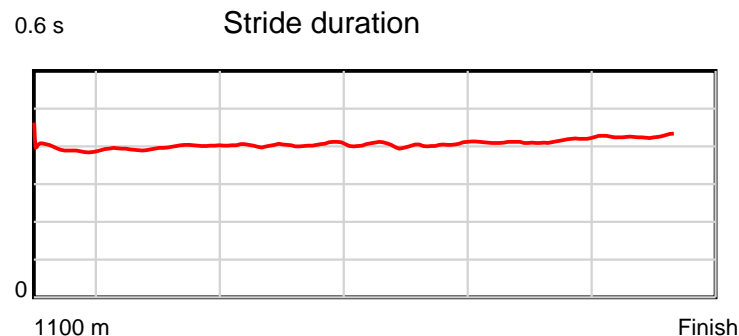
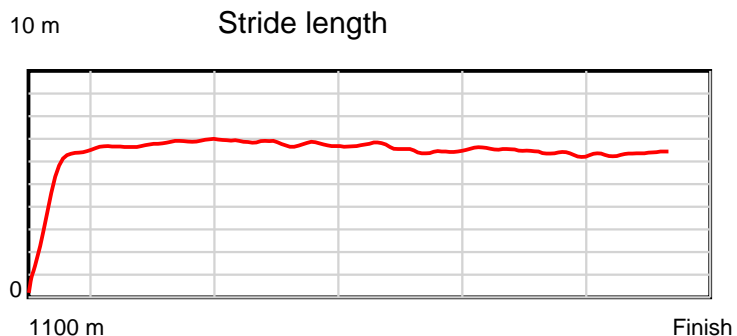
Disclaimer.

Tasracing Pty Ltd and Thoroughbred Ratings Pty Ltd accepts no responsibility for the completeness or accuracy of any of the information contained herein, and makes no representations about its suitability for any particular purpose. Users should make their own judgements about those matters and/or seek independent advice. You assume all risks associated with use of the data provided on this page.

Race Results

April 13, 2014, Race 5, 2UP MDN-SW, Distance 1100m, Elwick Course Proper - Offset 4m

Result	TAB no.	Horse (Barrier)	1100 to	1000m to	800m to	600m to	400m to	200m to	Total or	Margin
5th	6	Storm Mist (2)	1000m	800m	600m	400m	200m	WP	Average	
		Position in running (margin)	-	4(10.7)	5(10.1)	7(10.6)	7(15.4)	7(15.1)		14.40
		Sectional time (s)	10.37	10.80	11.65	12.34	12.41	13.26		
		Cumulative time (s)	70.83	60.46	49.66	38.01	25.67	13.26	1:10.82	
		Speed (m/s)	9.64	18.52	17.17	16.21	16.12	15.08	15.53	
		Stride length (m)	4.44	7.31	6.90	6.55	6.60	6.42	6.44	
		Stride duration (s)	0.423	0.394	0.402	0.404	0.410	0.426	0.415	
		Stride efficiency (%)	30.84	83.41	74.49	67.04	68.02	64.35	64.77	
		Stride count	22.51	27.37	28.97	30.53	30.31	31.17	170.86	



Note: Horizontal distance axis grid lines are 200m furlongs.

Disclaimer.

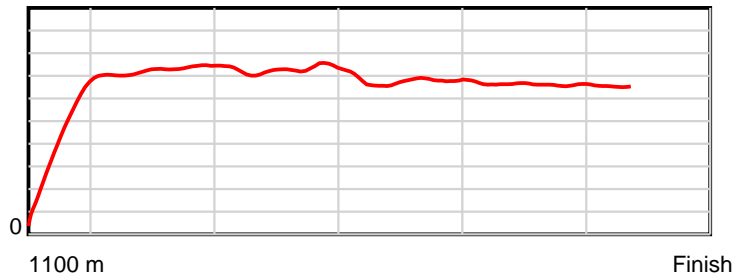
Tasracing Pty Ltd and Thoroughbred Ratings Pty Ltd accepts no responsibility for the completeness or accuracy of any of the information contained herein, and makes no representations about its suitability for any particular purpose. Users should make their own judgements about those matters and/or seek independent advice. You assume all risks associated with use of the data provided on this page.

Race Results

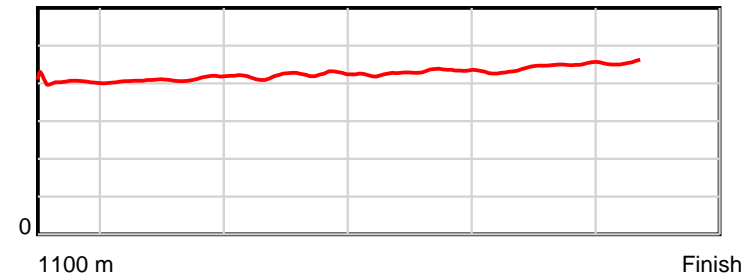
April 13, 2014, Race 5, 2UP MDN-SW, Distance 1100m, Elwick Course Proper - Offset 4m

Result	TAB no.	Horse (Barrier)	1100 to	1000m to	800m to	600m to	400m to	200m to	Total or	Margin
6th	5	Foxy Minx (4)	1000m	800m	600m	400m	200m	WP	Average	
		Position in running (margin)	-	6(31.1)	6(16.6)	5(7.9)	4(11.9)	5(13.8)		16.70
		Sectional time (s)	14.05	8.48	10.10	12.20	12.80	13.67		
		Cumulative time (s)	71.30	57.25	48.78	38.67	26.47	13.67	1:11.29	
		Speed (m/s)	7.12	23.58	19.80	16.39	15.62	14.63	15.43	
		Stride length (m)	3.46	9.57	8.20	6.96	6.76	6.63	6.76	
		Stride duration (s)	0.452	0.405	0.414	0.424	0.432	0.453	0.438	
		Stride efficiency (%)	18.74	143.08	105.17	75.61	71.33	68.70	71.46	
		Stride count	28.88	20.90	24.38	28.75	29.60	30.16	162.67	

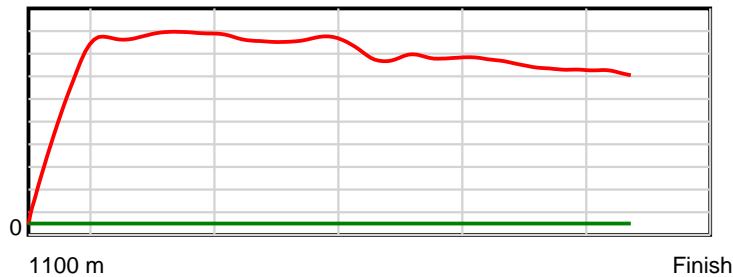
10 m Stride length



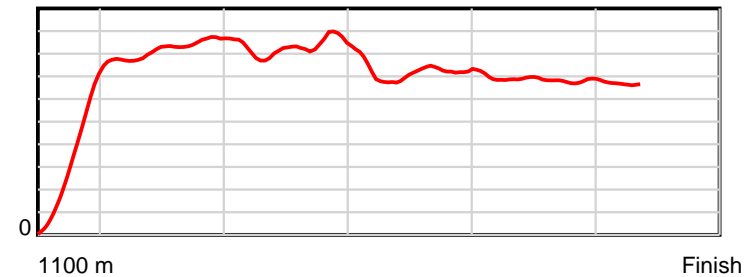
0.6 s Stride duration



20 m/sec Speed



100 % Stride efficiency



Note: Horizontal distance axis grid lines are 200m furlongs.

Disclaimer.

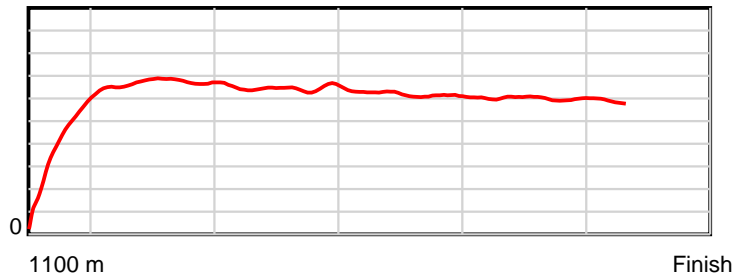
Tasracing Pty Ltd and Thoroughbred Ratings Pty Ltd accepts no responsibility for the completeness or accuracy of any of the information contained herein, and makes no representations about its suitability for any particular purpose. Users should make their own judgements about those matters and/or seek independent advice. You assume all risks associated with use of the data provided on this page.

Race Results

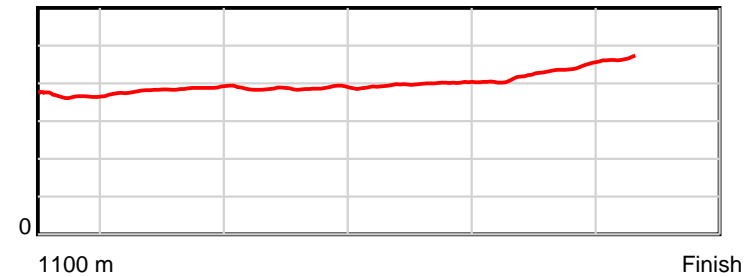
April 13, 2014, Race 5, 2UP MDN-SW, Distance 1100m, Elwick Course Proper - Offset 4m

Result	TAB no.	Horse (Barrier)	1100 to	1000m to	800m to	600m to	400m to	200m to	Total or	Margin
7th	8	Dubawi Diamond (7)	1000m	800m	600m	400m	200m	WP	Average	
		Position in running (margin)	-	7(35.1)	7(22.9)	3(6.3)	3(9.8)	6(14.9)		28.50
		Sectional time (s)	15.39	8.87	8.80	12.11	13.32	15.29		
		Cumulative time (s)	73.79	58.40	49.52	40.73	28.61	15.29	1:13.79	
		Speed (m/s)	6.50	22.55	22.73	16.52	15.02	13.08	14.91	
		Stride length (m)	3.13	8.46	8.78	6.43	6.03	5.86	6.22	
		Stride duration (s)	0.416	0.375	0.386	0.389	0.402	0.448	0.417	
		Stride efficiency (%)	15.31	111.78	120.58	64.56	56.87	53.60	60.50	
		Stride count	31.95	23.65	22.77	31.12	33.15	34.15	176.79	

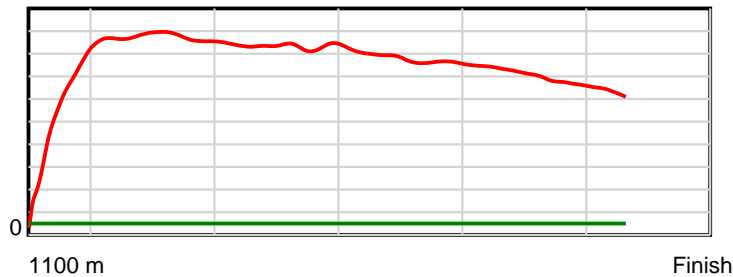
10 m Stride length



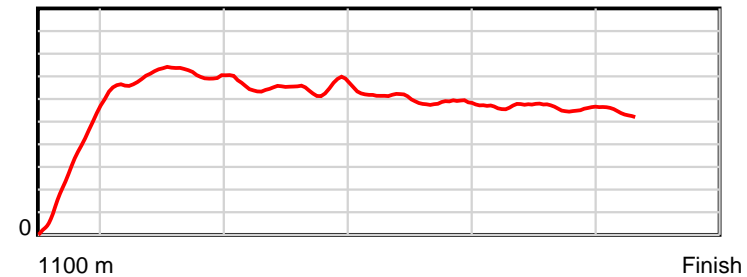
0.6 s Stride duration



20 m/sec Speed



100 % Stride efficiency



Note: Horizontal distance axis grid lines are 200m furlongs.

Disclaimer.

Tasracing Pty Ltd and Thoroughbred Ratings Pty Ltd accepts no responsibility for the completeness or accuracy of any of the information contained herein, and makes no representations about its suitability for any particular purpose. Users should make their own judgements about those matters and/or seek independent advice. You assume all risks associated with use of the data provided on this page.