



Race Results

Tasmanian Racing Club, Hobart, April 13, 2014

Compilation date: May 5, 2014, 11:04:03 AM (EST)

Copyright © 2014 Tasracing Pty Ltd. All rights reserved.

Trademarks.

StrideMASTER is a registered trademark of Thoroughbred Ratings Pty Ltd.

Disclaimer.

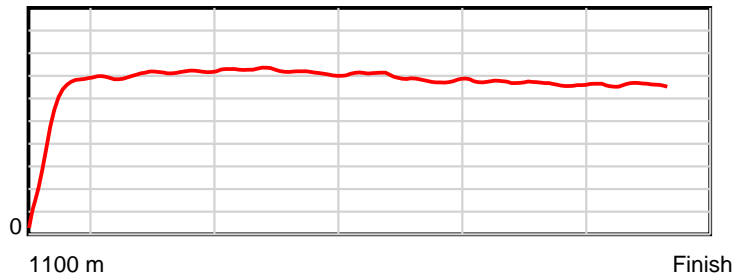
Tasracing Pty Ltd and Thoroughbred Ratings Pty Ltd accepts no responsibility for the completeness or accuracy of any of the information contained herein, and makes no representations about its suitability for any particular purpose. Users should make their own judgements about those matters and/or seek independent advice. You assume all risks associated with use of the data provided on this page.

Race Results

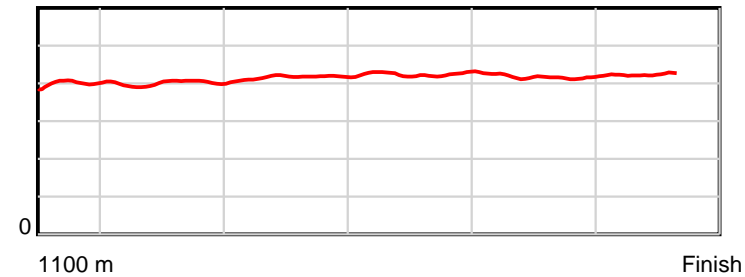
April 13, 2014, Race 6, CL1, Distance 1100m, Elwick Course Proper - Offset 4m

Result	TAB no.	Horse (Barrier)	1100 to	1000m to	800m to	600m to	400m to	200m to	Total or	Margin
1st	4	Maglia Rosa (5)	1000m	800m	600m	400m	200m	WP	Average	
		Position in running (margin)	-	6(0.0)	5(0.0)	5(0.0)	4(0.0)	3(0.0)		0.00
		Sectional time (s)	10.47	9.89	11.09	12.04	12.44	12.60		
		Cumulative time (s)	68.53	58.06	48.17	37.08	25.04	12.60	1:08.53	
		Speed (m/s)	9.55	20.22	18.03	16.61	16.08	15.87	16.05	
		Stride length (m)	3.92	8.10	7.42	7.00	6.76	6.67	6.66	
		Stride duration (s)	0.393	0.401	0.412	0.421	0.421	0.420	0.415	
		Stride efficiency (%)	24.05	102.49	86.09	76.54	71.42	69.54	69.22	
		Stride count	25.49	24.70	26.95	28.58	29.58	29.98	165.28	

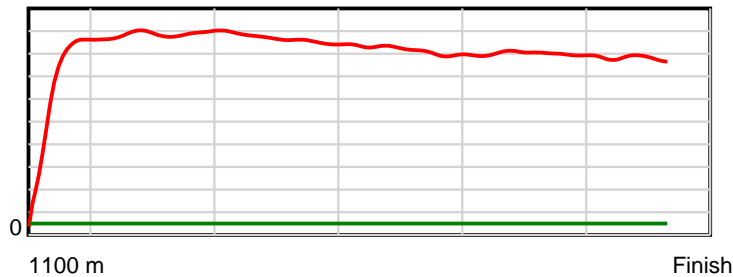
10 m Stride length



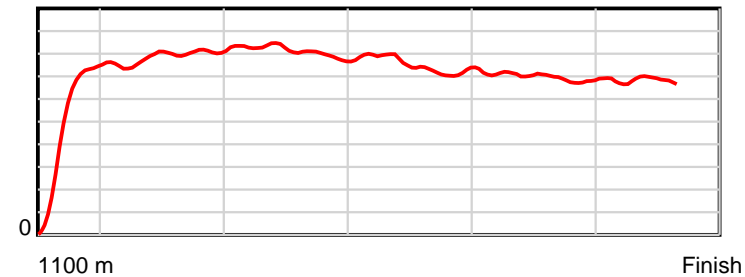
0.6 s Stride duration



20 m/sec Speed



100 % Stride efficiency



Note: Horizontal distance axis grid lines are 200m furlongs.

Disclaimer.

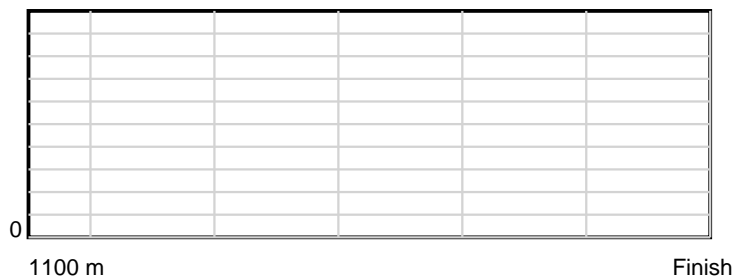
Tasracing Pty Ltd and Thoroughbred Ratings Pty Ltd accepts no responsibility for the completeness or accuracy of any of the information contained herein, and makes no representations about its suitability for any particular purpose. Users should make their own judgements about those matters and/or seek independent advice. You assume all risks associated with use of the data provided on this page.

Race Results

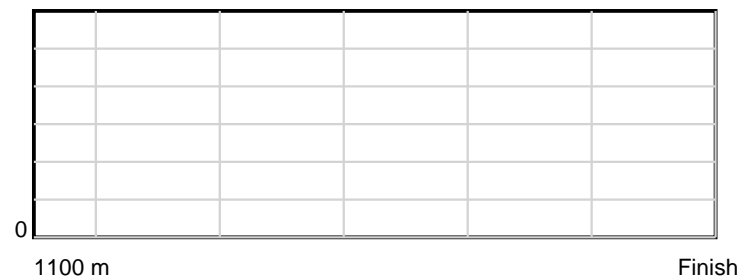
April 13, 2014, Race 6, CL1, Distance 1100m, Elwick Course Proper - Offset 4m

Result	TAB no.	Horse (Barrier)	1100 to	1000m to	800m to	600m to	400m to	200m to	Total or	Margin
2nd	5	Must Be Love (3)	WP	Average						
		Position in running (margin)		1.30						
		Sectional time (s)								
		Cumulative time (s)	1:08.76							
		Speed (m/s)	15.99							
		Stride length (m)	nan							
		Stride duration (s)	nan							
		Stride efficiency (%)	nan							
		Stride count	0.00							

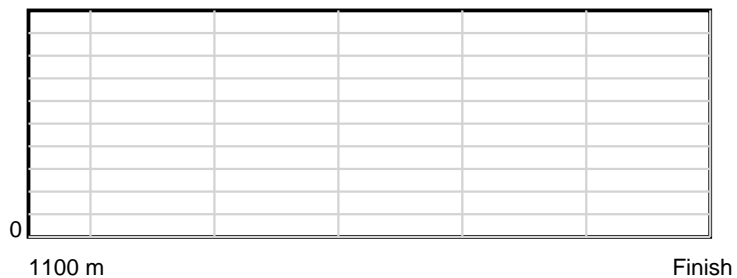
10 m Stride length



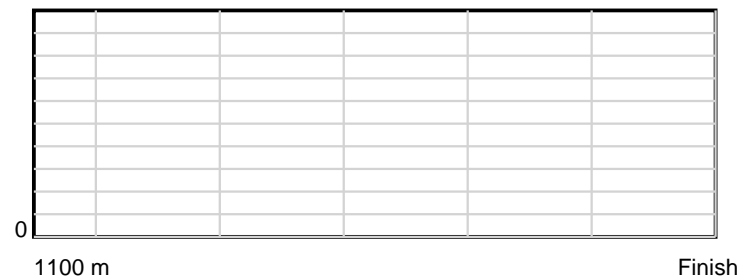
0.6 s Stride duration



20 m/sec Speed



100 % Stride efficiency



Note: Horizontal distance axis grid lines are 200m furlongs.

Disclaimer.

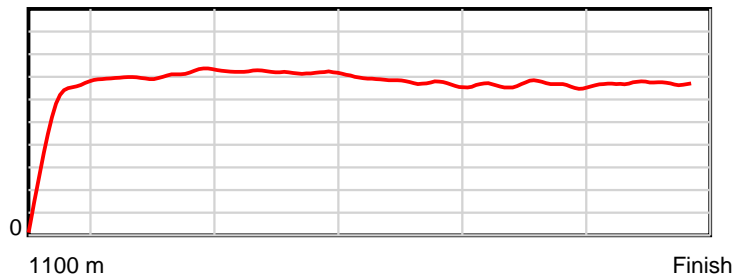
Tasracing Pty Ltd and Thoroughbred Ratings Pty Ltd accepts no responsibility for the completeness or accuracy of any of the information contained herein, and makes no representations about its suitability for any particular purpose. Users should make their own judgements about those matters and/or seek independent advice. You assume all risks associated with use of the data provided on this page.

Race Results

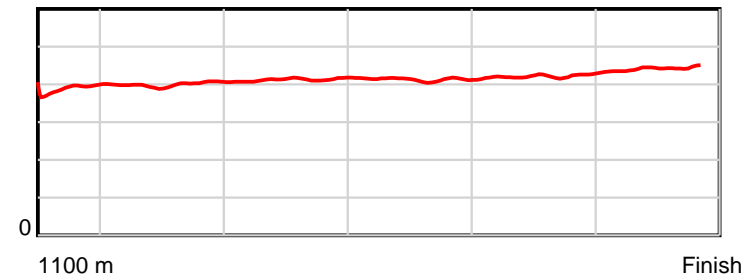
April 13, 2014, Race 6, CL1, Distance 1100m, Elwick Course Proper - Offset 4m

Result	TAB no.	Horse (Barrier)	1100 to	1000m to	800m to	600m to	400m to	200m to	Total or	Margin
3rd	1	Lander Dollar (2)	1000m	800m	600m	400m	200m	WP	Average	
		Position in running (margin)	-	2(0.0)	3(0.0)	3(0.0)	2(0.0)	2(0.0)		2.80
		Sectional time (s)	8.92	11.03	11.36	12.08	12.48	13.19		
		Cumulative time (s)	69.06	60.14	49.11	37.76	25.67	13.19	1:09.06	
		Speed (m/s)	11.21	18.13	17.61	16.56	16.03	15.16	15.93	
		Stride length (m)	4.71	7.24	7.24	6.84	6.72	6.68	6.65	
		Stride duration (s)	0.392	0.399	0.411	0.413	0.419	0.440	0.417	
		Stride efficiency (%)	34.71	81.92	81.94	73.09	70.57	69.63	69.10	
		Stride count	21.22	27.62	27.62	29.24	29.76	29.96	165.42	

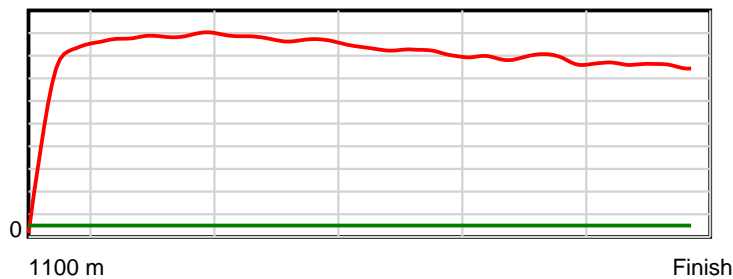
10 m Stride length



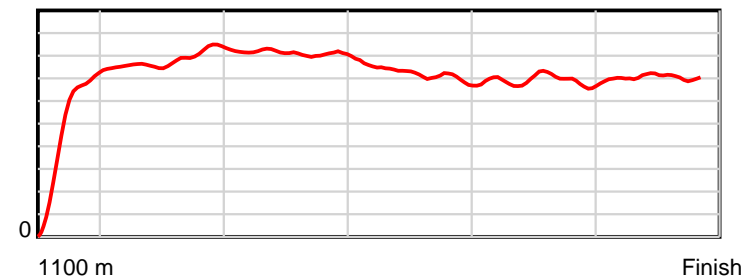
0.6 s Stride duration



20 m/sec Speed



100 % Stride efficiency



Note: Horizontal distance axis grid lines are 200m furlongs.

Disclaimer.

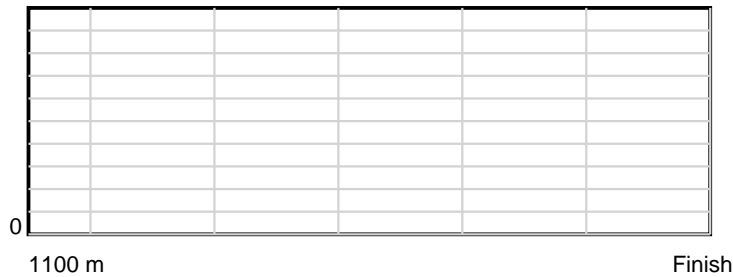
Tasracing Pty Ltd and Thoroughbred Ratings Pty Ltd accepts no responsibility for the completeness or accuracy of any of the information contained herein, and makes no representations about its suitability for any particular purpose. Users should make their own judgements about those matters and/or seek independent advice. You assume all risks associated with use of the data provided on this page.

Race Results

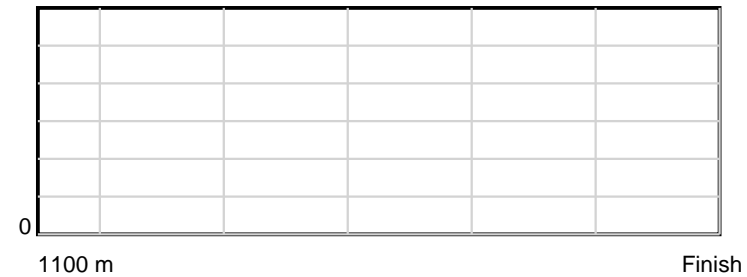
April 13, 2014, Race 6, CL1, Distance 1100m, Elwick Course Proper - Offset 4m

Result	TAB no.	Horse (Barrier)	1100 to	1000m to	800m to	600m to	400m to	200m to	Total or	Margin
4th	6	Victor Victori... (1)								
		Position in running (margin)								
		Sectional time (s)								
		Cumulative time (s)								
		Speed (m/s)								
		Stride length (m)								
		Stride duration (s)								
		Stride efficiency (%)								
		Stride count								

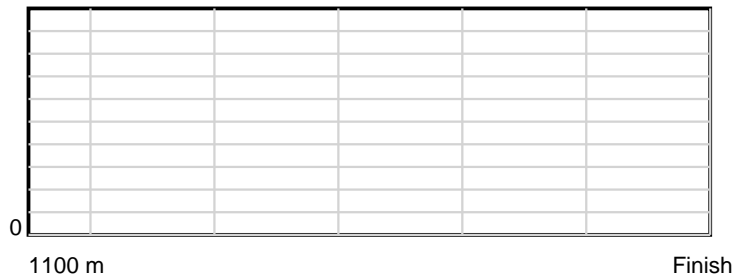
10 m Stride length



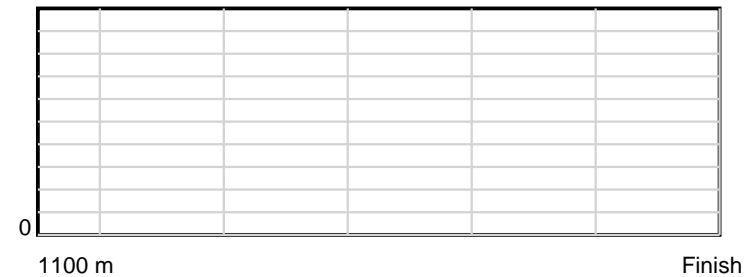
0.6 s Stride duration



20 m/sec Speed



100 % Stride efficiency



Note: Horizontal distance axis grid lines are 200m furlongs.

Disclaimer.

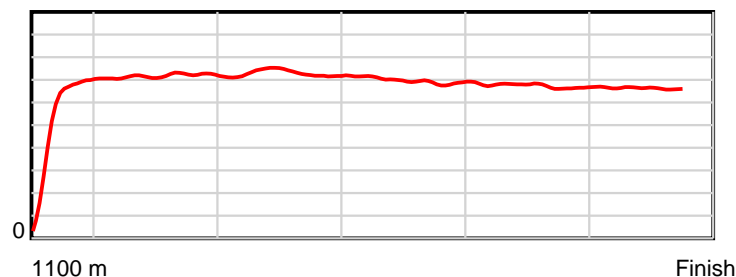
Tasracing Pty Ltd and Thoroughbred Ratings Pty Ltd accepts no responsibility for the completeness or accuracy of any of the information contained herein, and makes no representations about its suitability for any particular purpose. Users should make their own judgements about those matters and/or seek independent advice. You assume all risks associated with use of the data provided on this page.

Race Results

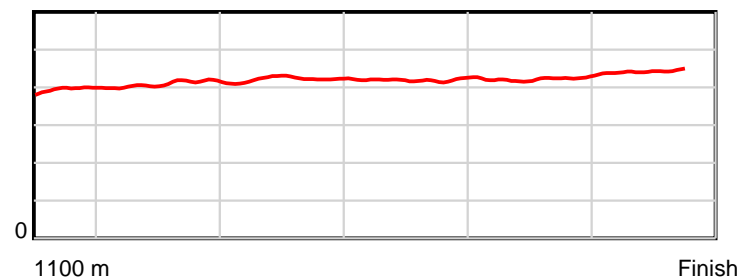
April 13, 2014, Race 6, CL1, Distance 1100m, Elwick Course Proper - Offset 4m

Result	TAB no.	Horse (Barrier)	1100 to	1000m to	800m to	600m to	400m to	200m to	Total or	Margin
5th	3	Ishbell (6)	1000m	800m	600m	400m	200m	WP	Average	
		Position in running (margin)	-	7(0.0)	7(0.0)	6(0.0)	6(0.0)	5(0.0)		5.60
		Sectional time (s)	10.75	10.06	11.16	11.99	12.46	13.18		
		Cumulative time (s)	69.59	58.84	48.78	37.62	25.64	13.18	1:09.59	
		Speed (m/s)	9.30	19.88	17.92	16.68	16.05	15.17	15.81	
		Stride length (m)	4.05	8.08	7.54	6.98	6.76	6.68	6.70	
		Stride duration (s)	0.407	0.407	0.421	0.419	0.421	0.440	0.424	
		Stride efficiency (%)	25.68	102.13	88.75	76.23	71.47	69.73	70.22	
		Stride count	24.67	24.74	26.54	28.64	29.57	29.94	164.10	

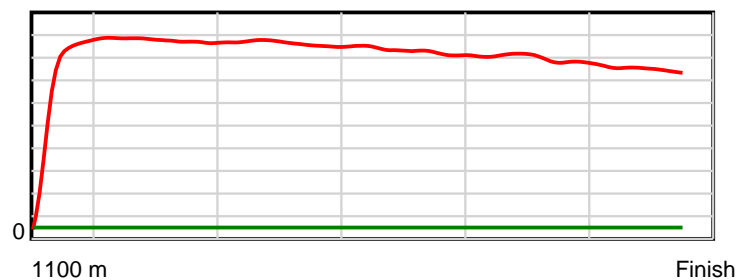
10 m Stride length



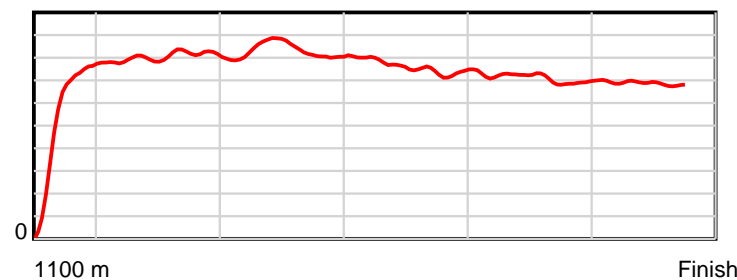
0.6 s Stride duration



20 m/sec Speed



100 % Stride efficiency



Note: Horizontal distance axis grid lines are 200m furlongs.

Disclaimer.

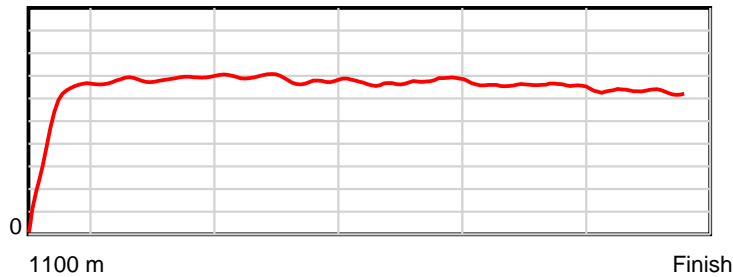
Tasracing Pty Ltd and Thoroughbred Ratings Pty Ltd accepts no responsibility for the completeness or accuracy of any of the information contained herein, and makes no representations about its suitability for any particular purpose. Users should make their own judgements about those matters and/or seek independent advice. You assume all risks associated with use of the data provided on this page.

Race Results

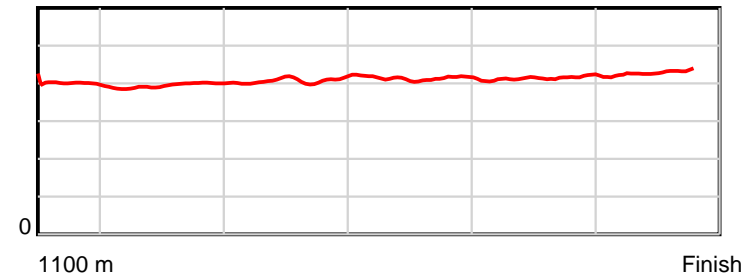
April 13, 2014, Race 6, CL1, Distance 1100m, Elwick Course Proper - Offset 4m

Result	TAB no.	Horse (Barrier)	1100 to	1000m to	800m to	600m to	400m to	200m to	Total or	Margin
6th	8	Ruby's for Me (4)	1000m	800m	600m	400m	200m	WP	Average	
		Position in running (margin)	-	4(0.0)	4(0.0)	4(0.0)	5(0.0)	6(0.0)		7.40
		Sectional time (s)	9.25	10.96	11.38	12.11	12.63	13.59		
		Cumulative time (s)	69.94	60.69	49.72	38.34	26.23	13.59	1:09.93	
		Speed (m/s)	10.81	18.25	17.57	16.52	15.84	14.72	15.73	
		Stride length (m)	4.67	7.18	7.11	6.82	6.52	6.30	6.50	
		Stride duration (s)	0.405	0.394	0.405	0.413	0.412	0.428	0.413	
		Stride efficiency (%)	34.06	80.54	78.98	72.61	66.36	62.00	66.05	
		Stride count	21.42	27.86	28.13	29.34	30.69	31.75	169.19	

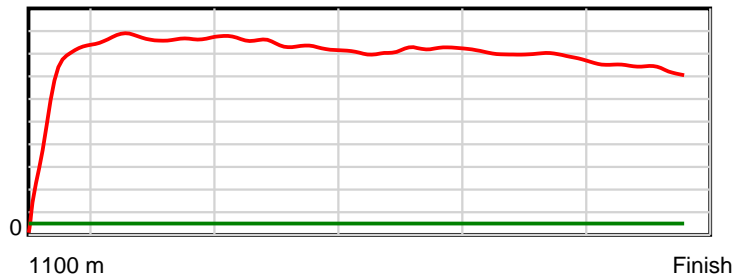
10 m Stride length



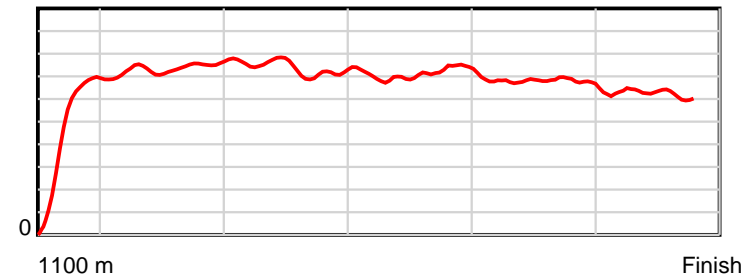
0.6 s Stride duration



20 m/sec Speed



100 % Stride efficiency



Note: Horizontal distance axis grid lines are 200m furlongs.

Disclaimer.

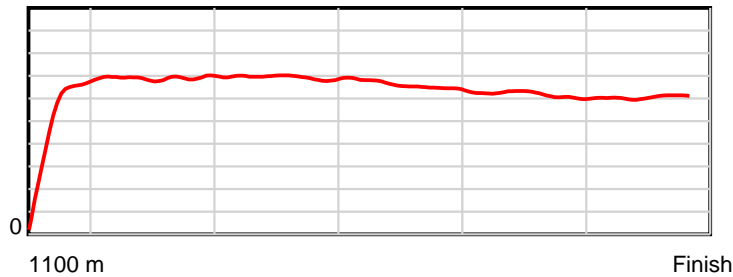
Tasracing Pty Ltd and Thoroughbred Ratings Pty Ltd accepts no responsibility for the completeness or accuracy of any of the information contained herein, and makes no representations about its suitability for any particular purpose. Users should make their own judgements about those matters and/or seek independent advice. You assume all risks associated with use of the data provided on this page.

Race Results

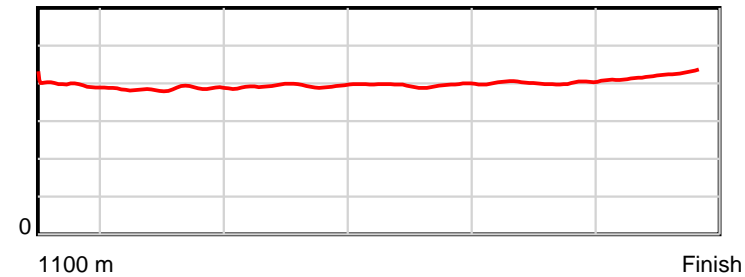
April 13, 2014, Race 6, CL1, Distance 1100m, Elwick Course Proper - Offset 4m

Result	TAB no.	Horse (Barrier)	1100 to	1000m to	800m to	600m to	400m to	200m to	Total or	Margin
7th	2	Laurenstar (8)	1000m	800m	600m	400m	200m	WP	Average	
		Position in running (margin)	-	3(0.0)	2(0.0)	2(0.0)	3(0.0)	4(0.0)		10.20
		Sectional time (s)	9.45	10.81	11.42	12.22	12.82	13.76		
		Cumulative time (s)	70.49	61.04	50.23	38.81	26.59	13.76	1:10.48	
		Speed (m/s)	10.58	18.50	17.51	16.37	15.60	14.53	15.60	
		Stride length (m)	4.86	7.13	6.86	6.47	6.25	6.10	6.34	
		Stride duration (s)	0.413	0.386	0.392	0.395	0.401	0.420	0.406	
		Stride efficiency (%)	36.83	79.46	73.58	65.44	61.09	58.06	62.81	
		Stride count	20.60	28.05	29.15	30.91	31.99	32.81	173.51	

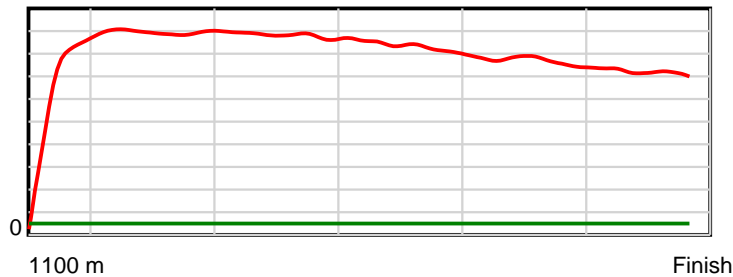
10 m Stride length



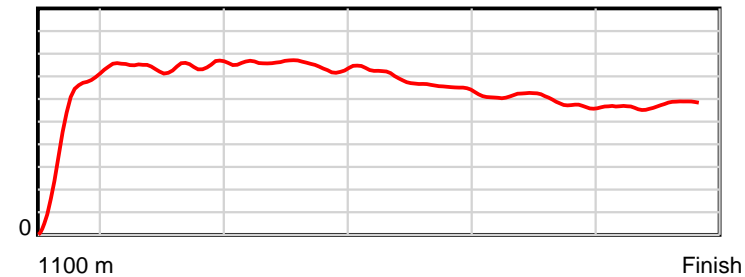
0.6 s Stride duration



20 m/sec Speed



100 % Stride efficiency



Note: Horizontal distance axis grid lines are 200m furlongs.

Disclaimer.

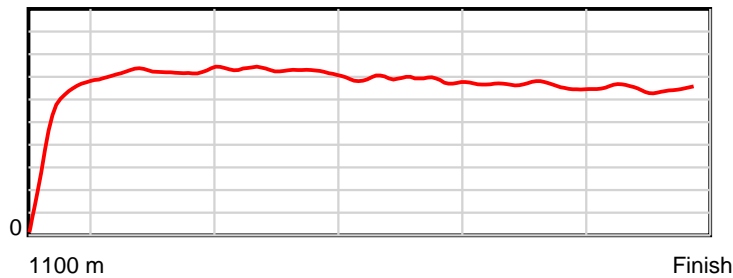
Tasracing Pty Ltd and Thoroughbred Ratings Pty Ltd accepts no responsibility for the completeness or accuracy of any of the information contained herein, and makes no representations about its suitability for any particular purpose. Users should make their own judgements about those matters and/or seek independent advice. You assume all risks associated with use of the data provided on this page.

Race Results

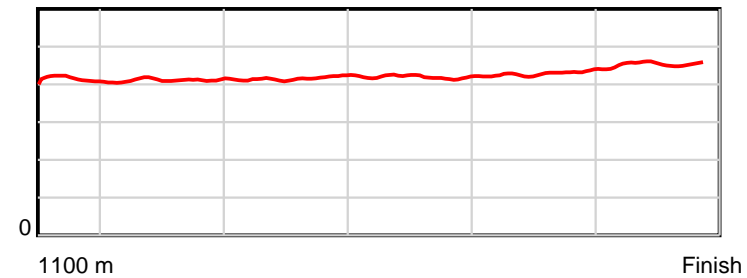
April 13, 2014, Race 6, CL1, Distance 1100m, Elwick Course Proper - Offset 4m

Result	TAB no.	Horse (Barrier)	1100 to	1000m to	800m to	600m to	400m to	200m to	Total or	Margin
8th	7	Neconni Girl (7)	1000m	800m	600m	400m	200m	WP	Average	
		Position in running (margin)	-	5(0.0)	6(0.0)	7(0.0)	7(0.0)	7(0.0)		14.00
		Sectional time (s)	9.83	11.10	11.38	12.30	12.83	13.81		
		Cumulative time (s)	71.25	61.42	50.32	38.94	26.64	13.81	1:11.25	
		Speed (m/s)	10.17	18.02	17.57	16.26	15.59	14.48	15.44	
		Stride length (m)	4.50	7.39	7.28	6.81	6.66	6.56	6.60	
		Stride duration (s)	0.401	0.410	0.414	0.419	0.427	0.453	0.428	
		Stride efficiency (%)	31.66	85.34	82.89	72.52	69.32	67.22	68.11	
		Stride count	22.22	27.06	27.46	29.36	30.03	30.49	166.62	

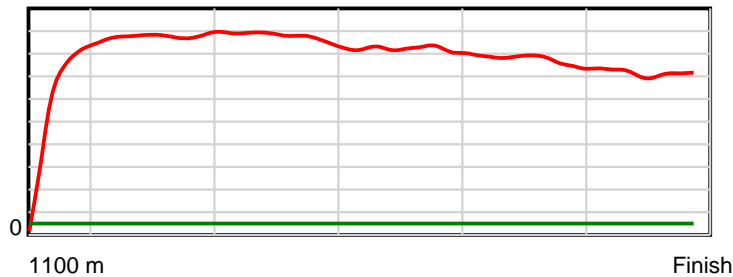
10 m Stride length



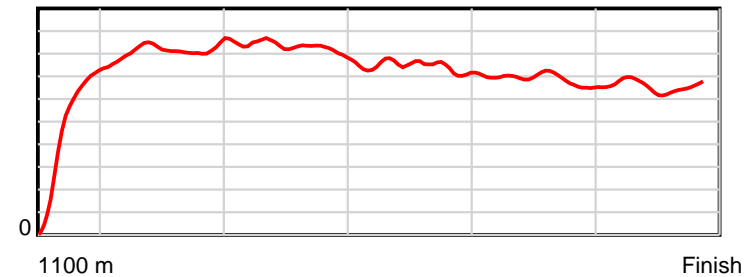
0.6 s Stride duration



20 m/sec Speed



100 % Stride efficiency



Note: Horizontal distance axis grid lines are 200m furlongs.

Disclaimer.

Tasracing Pty Ltd and Thoroughbred Ratings Pty Ltd accepts no responsibility for the completeness or accuracy of any of the information contained herein, and makes no representations about its suitability for any particular purpose. Users should make their own judgements about those matters and/or seek independent advice. You assume all risks associated with use of the data provided on this page.