



## Race Results

Tasmanian Turf Club, Launceston, April 16, 2014

Compilation date: April 17, 2014, 12:06:51 PM (EST)

Copyright © 2014 Tasracing Pty Ltd. All rights reserved.

### Trademarks.

StrideMASTER is a registered trademark of Thoroughbred Ratings Pty Ltd.

### Disclaimer.

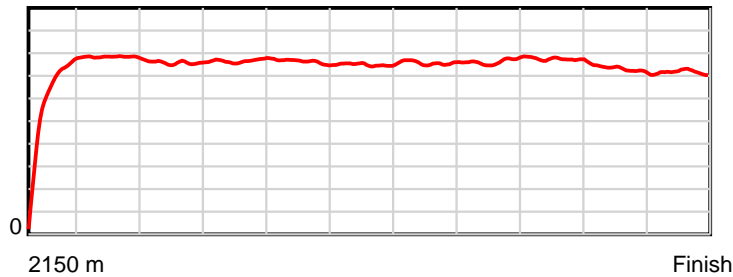
Tasracing Pty Ltd and Thoroughbred Ratings Pty Ltd accepts no responsibility for the completeness or accuracy of any of the information contained herein, and makes no representations about its suitability for any particular purpose. Users should make their own judgements about those matters and/or seek independent advice. You assume all risks associated with use of the data provided on this page.

# Race Results

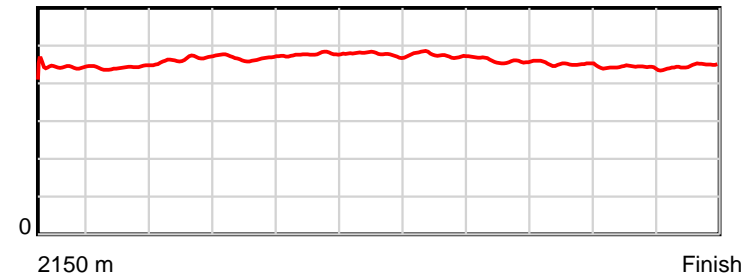
April 16, 2014, Race 8, BM62, Distance 2150m, Mowbray - Offset 9m

Result	TAB no.	Horse (Barrier)	2150 to	2000m to	1800m to	1600m to	1400m to	1200m to	1000m to	800m to	600m to	400m to	200m to	Total or	Margin
1st	1	Another Lad AI (5)	2000m	1800m	1600m	1400m	1200m	1000m	800m	600m	400m	200m	WP	Average	
		Position in running (margin)	-	3(0.6)	2(1.8)	2(0.4)	1(0.0)	1(0.0)	1(0.0)	1(0.0)	1(0.0)	1(0.0)	1(0.0)		0.00
		Sectional time (s)	12.14	11.49	12.35	12.32	12.57	12.80	12.71	12.18	11.80	11.94	12.41		
		Cumulative time (s)	134.72	122.58	111.08	98.73	86.41	73.84	61.04	48.33	36.15	24.35	12.41	2:14.72	
		Speed (m/s)	12.36	17.41	16.19	16.23	15.91	15.62	15.74	16.42	16.95	16.75	16.12	15.96	
		Stride length (m)	5.55	7.70	7.54	7.59	7.58	7.46	7.48	7.54	7.64	7.41	7.22	7.33	
		Stride duration (s)	0.449	0.442	0.466	0.468	0.476	0.477	0.475	0.459	0.451	0.442	0.448	0.459	
		Stride efficiency (%)	48.17	92.56	88.79	90.01	89.76	86.92	87.39	88.83	91.32	85.71	81.37	84.00	
		Stride count	27.02	25.99	26.53	26.35	26.39	26.82	26.74	26.53	26.16	27.00	27.72	293.25	

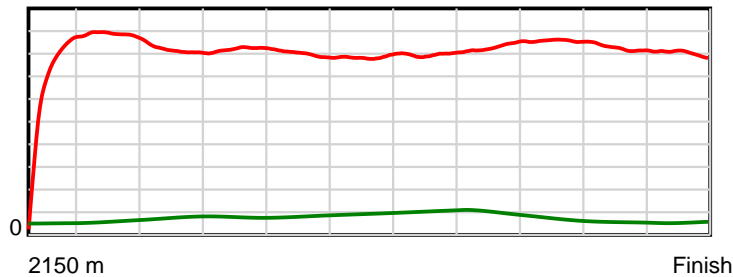
10 m Stride length



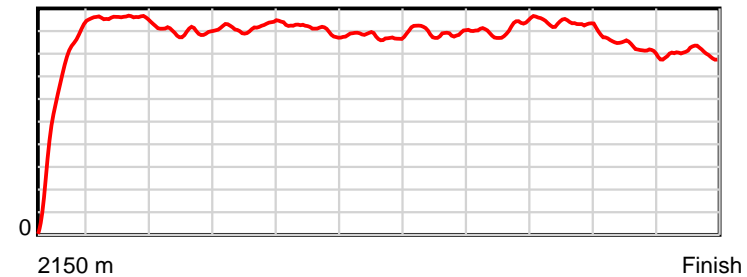
0.6 s Stride duration



20 m/sec Speed



100 % Stride efficiency



Note: Horizontal distance axis grid lines are 200m furlongs.

## Disclaimer.

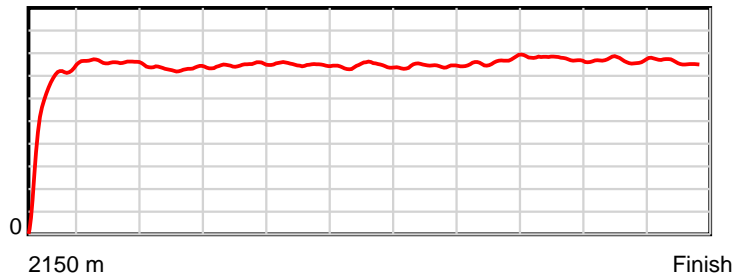
Tasracing Pty Ltd and Thoroughbred Ratings Pty Ltd accepts no responsibility for the completeness or accuracy of any of the information contained herein, and makes no representations about its suitability for any particular purpose. Users should make their own judgements about those matters and/or seek independent advice. You assume all risks associated with use of the data provided on this page.

# Race Results

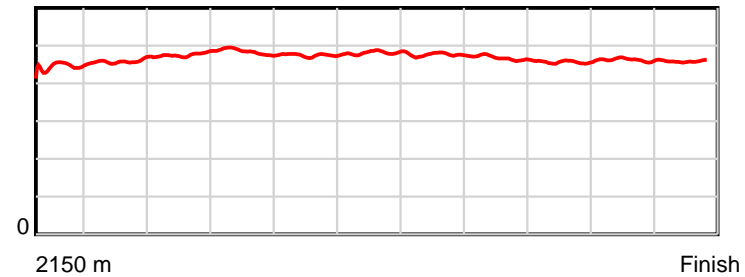
April 16, 2014, Race 8, BM62, Distance 2150m, Mowbray - Offset 9m

Result	TAB no.	Horse (Barrier)	2150 to	2000m to	1800m to	1600m to	1400m to	1200m to	1000m to	800m to	600m to	400m to	200m to	Total or	Margin
2nd	3	<b>By Far (1)</b>	<b>2000m</b>	<b>1800m</b>	<b>1600m</b>	<b>1400m</b>	<b>1200m</b>	<b>1000m</b>	<b>800m</b>	<b>600m</b>	<b>400m</b>	<b>200m</b>	<b>WP</b>	<b>Average</b>	
		Position in running (margin)	-	2(0.0)	3(1.9)	5(3.9)	6(5.2)	4(5.1)	4(5.3)	5(5.5)	5(4.5)	6(2.4)	3(1.9)		1.00
		Sectional time (s)	12.44	11.61	12.91	12.60	12.56	12.84	12.74	12.02	11.45	11.85	11.89		
		Cumulative time (s)	134.91	122.47	110.86	97.95	85.35	72.79	59.96	47.22	35.20	23.75	11.89	2:14.90	
		Speed (m/s)	12.06	17.23	15.49	15.87	15.92	15.58	15.70	16.64	17.47	16.88	16.82	15.94	
		Stride length (m)	5.59	7.90	7.36	7.68	7.55	7.48	7.48	7.79	7.97	7.79	7.73	7.47	
		Stride duration (s)	0.445	0.459	0.475	0.484	0.474	0.480	0.477	0.468	0.457	0.462	0.459	0.469	
		Stride efficiency (%)	48.80	97.51	84.54	92.28	89.17	87.49	87.53	94.79	99.38	94.75	93.30	87.31	
		Stride count	26.84	25.32	27.19	26.03	26.48	26.73	26.72	25.68	25.08	25.68	25.88	287.63	

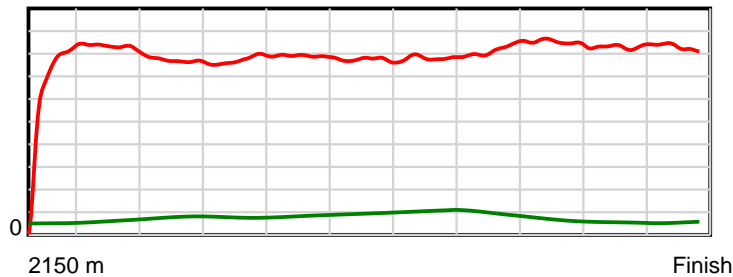
10 m Stride length



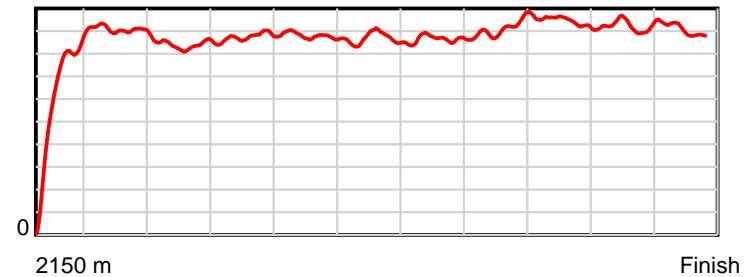
0.6 s Stride duration



20 m/sec Speed



100 % Stride efficiency



Note: Horizontal distance axis grid lines are 200m furlongs.

### Disclaimer.

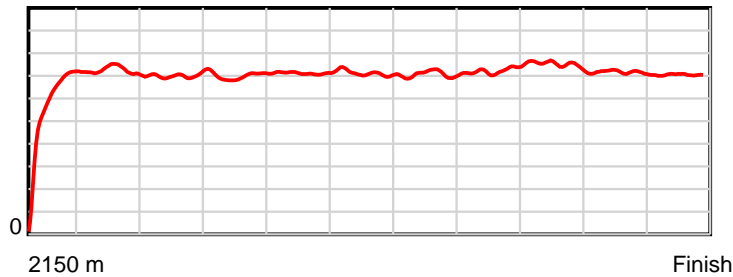
Tasracing Pty Ltd and Thoroughbred Ratings Pty Ltd accepts no responsibility for the completeness or accuracy of any of the information contained herein, and makes no representations about its suitability for any particular purpose. Users should make their own judgements about those matters and/or seek independent advice. You assume all risks associated with use of the data provided on this page.

# Race Results

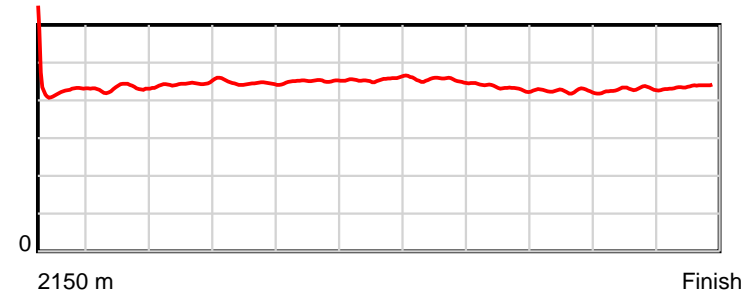
April 16, 2014, Race 8, BM62, Distance 2150m, Mowbray - Offset 9m

Result	TAB no.	Horse (Barrier)	2150 to	2000m to	1800m to	1600m to	1400m to	1200m to	1000m to	800m to	600m to	400m to	200m to	Total or	Margin
3rd	10	<b>Grandarci (2)</b>	<b>2000m</b>	<b>1800m</b>	<b>1600m</b>	<b>1400m</b>	<b>1200m</b>	<b>1000m</b>	<b>800m</b>	<b>600m</b>	<b>400m</b>	<b>200m</b>	<b>WP</b>	<b>Average</b>	
		Position in running (margin)	-	6(2.4)	7(4.8)	6(4.1)	5(4.8)	6(5.4)	5(5.3)	6(6.5)	6(4.6)	3(0.5)	2(1.3)		2.00
		Sectional time (s)	12.66	11.70	12.46	12.52	12.67	12.79	12.91	11.86	11.11	12.06	12.36		
		Cumulative time (s)	135.10	122.44	110.74	98.28	85.77	73.10	60.31	47.40	35.54	24.42	12.36	2:15.09	
		Speed (m/s)	11.85	17.09	16.05	15.97	15.79	15.64	15.49	16.86	18.00	16.58	16.18	15.91	
		Stride length (m)	5.45	7.38	7.12	7.14	7.11	7.11	7.06	7.33	7.66	7.10	7.05	7.04	
		Stride duration (s)	0.443	0.432	0.443	0.447	0.450	0.455	0.455	0.435	0.426	0.428	0.436	0.443	
		Stride efficiency (%)	46.36	85.09	79.12	79.73	79.02	78.99	77.82	84.04	91.80	78.71	77.73	77.53	
		Stride count	27.54	27.10	28.11	28.00	28.12	28.13	28.34	27.27	26.09	28.18	28.36	305.24	

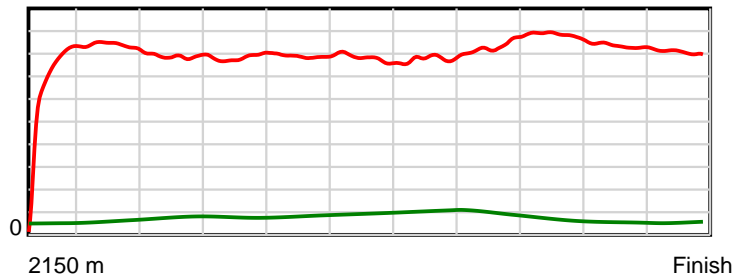
10 m Stride length



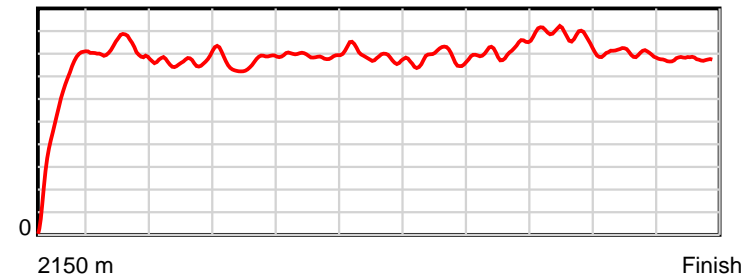
0.6 s Stride duration



20 m/sec Speed



100 % Stride efficiency



Note: Horizontal distance axis grid lines are 200m furlongs.

**Disclaimer.**

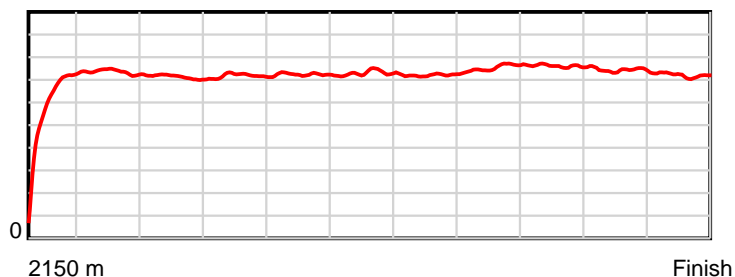
Tasracing Pty Ltd and Thoroughbred Ratings Pty Ltd accepts no responsibility for the completeness or accuracy of any of the information contained herein, and makes no representations about its suitability for any particular purpose. Users should make their own judgements about those matters and/or seek independent advice. You assume all risks associated with use of the data provided on this page.

# Race Results

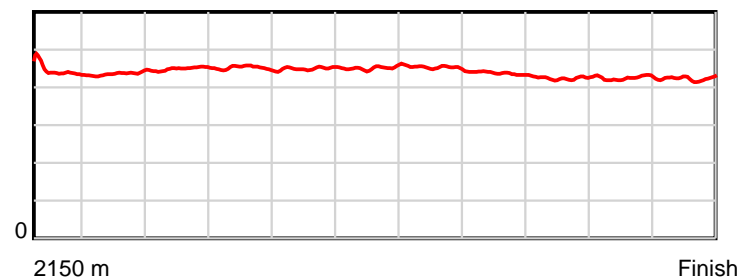
April 16, 2014, Race 8, BM62, Distance 2150m, Mowbray - Offset 9m

Result	TAB no.	Horse (Barrier)	2150 to	2000m to	1800m to	1600m to	1400m to	1200m to	1000m to	800m to	600m to	400m to	200m to	Total or	Margin
4th	2	Musique Player (7)	2000m	1800m	1600m	1400m	1200m	1000m	800m	600m	400m	200m	WP	Average	
		Position in running (margin)	-	10(6.0)	10(9.4)	9(8.8)	10(10.1)	10(9.5)	10(7.7)	9(8.7)	9(7.8)	10(5.6)	7(3.2)		2.30
		Sectional time (s)	13.48	11.85	12.49	12.61	12.47	12.51	12.87	12.02	11.44	11.53	11.89		
		Cumulative time (s)	135.15	121.67	109.82	97.33	84.73	72.26	59.75	46.88	34.86	23.42	11.89	2:15.15	
		Speed (m/s)	11.12	16.88	16.01	15.86	16.04	15.99	15.54	16.64	17.48	17.35	16.82	15.91	
		Stride length (m)	5.15	7.37	7.19	7.17	7.20	7.22	7.03	7.27	7.42	7.35	7.13	7.03	
		Stride duration (s)	0.448	0.437	0.449	0.452	0.449	0.451	0.452	0.437	0.425	0.424	0.424	0.442	
		Stride efficiency (%)	41.50	84.87	80.77	80.32	81.03	81.43	77.16	82.56	86.12	84.32	79.49	77.32	
		Stride count	29.11	27.14	27.82	27.90	27.77	27.71	28.46	27.52	26.94	27.23	28.04	305.64	

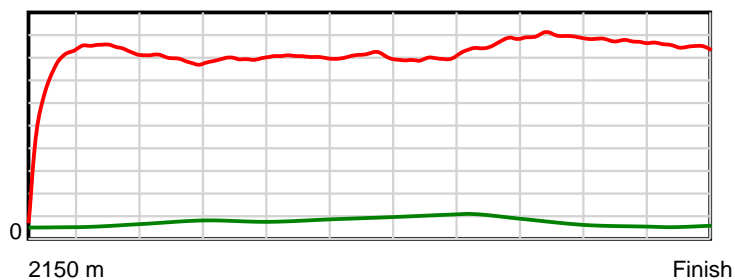
10 m Stride length



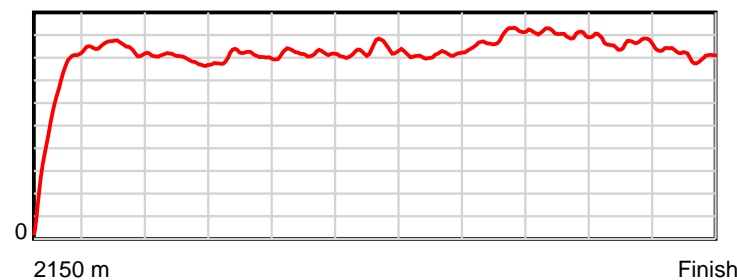
0.6 s Stride duration



20 m/sec Speed



100 % Stride efficiency



Note: Horizontal distance axis grid lines are 200m furlongs.

## Disclaimer.

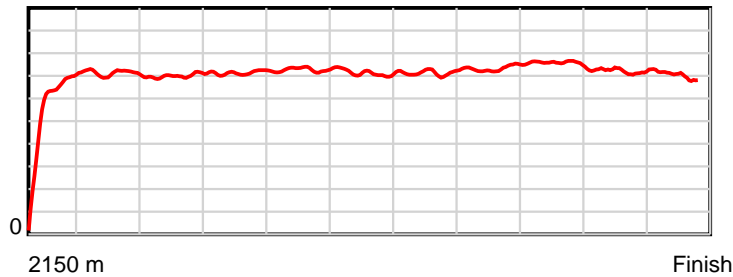
Tasracing Pty Ltd and Thoroughbred Ratings Pty Ltd accepts no responsibility for the completeness or accuracy of any of the information contained herein, and makes no representations about its suitability for any particular purpose. Users should make their own judgements about those matters and/or seek independent advice. You assume all risks associated with use of the data provided on this page.

# Race Results

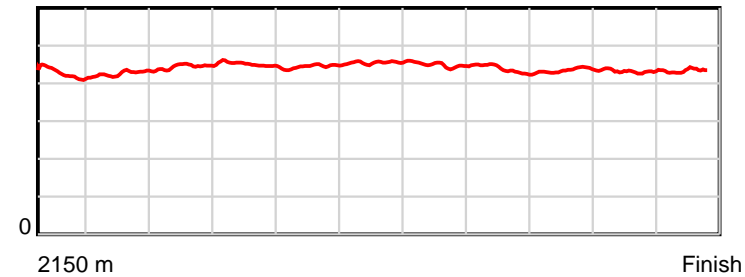
April 16, 2014, Race 8, BM62, Distance 2150m, Mowbray - Offset 9m

Result	TAB no.	Horse (Barrier)	2150 to	2000m to	1800m to	1600m to	1400m to	1200m to	1000m to	800m to	600m to	400m to	200m to	Total or	Margin
5th	9	Kentucky Tea (10)	2000m	1800m	1600m	1400m	1200m	1000m	800m	600m	400m	200m	WP	Average	
		Position in running (margin)	-	9(5.5)	9(7.4)	10(8.9)	9(9.6)	8(7.5)	8(6.6)	7(7.5)	7(5.3)	5(1.7)	5(2.7)		3.10
		Sectional time (s)	13.29	11.61	12.84	12.50	12.22	12.66	12.86	11.81	11.20	12.11	12.22		
		Cumulative time (s)	135.31	122.02	110.41	97.57	85.07	72.85	60.19	47.33	35.52	24.32	12.22	2:15.31	
		Speed (m/s)	11.29	17.23	15.58	16.00	16.37	15.80	15.55	16.93	17.86	16.52	16.37	15.89	
		Stride length (m)	5.05	7.27	6.89	7.22	7.28	7.17	7.00	7.47	7.72	7.12	7.05	7.00	
		Stride duration (s)	0.427	0.422	0.442	0.451	0.445	0.454	0.450	0.441	0.432	0.431	0.431	0.441	
		Stride efficiency (%)	39.79	82.68	74.28	81.36	82.77	80.35	76.53	87.16	93.18	79.24	77.68	76.62	
		Stride count	29.72	27.50	29.01	27.72	27.48	27.89	28.58	26.78	25.90	28.09	28.37	307.04	

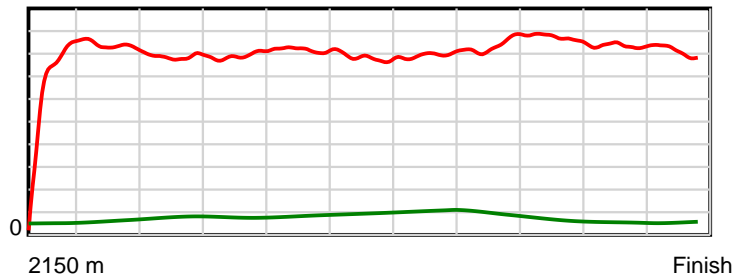
10 m Stride length



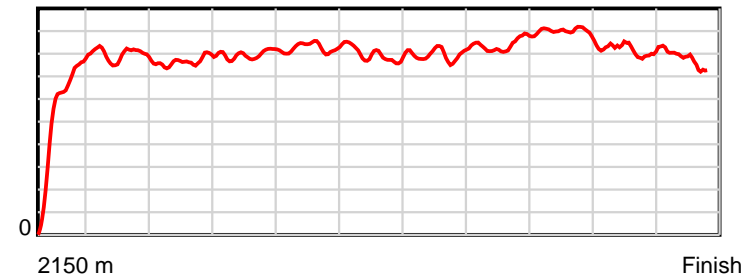
0.6 s Stride duration



20 m/sec Speed



100 % Stride efficiency



Note: Horizontal distance axis grid lines are 200m furlongs.

## Disclaimer.

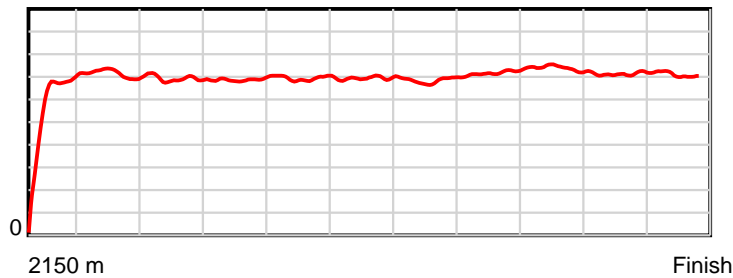
Tasracing Pty Ltd and Thoroughbred Ratings Pty Ltd accepts no responsibility for the completeness or accuracy of any of the information contained herein, and makes no representations about its suitability for any particular purpose. Users should make their own judgements about those matters and/or seek independent advice. You assume all risks associated with use of the data provided on this page.

# Race Results

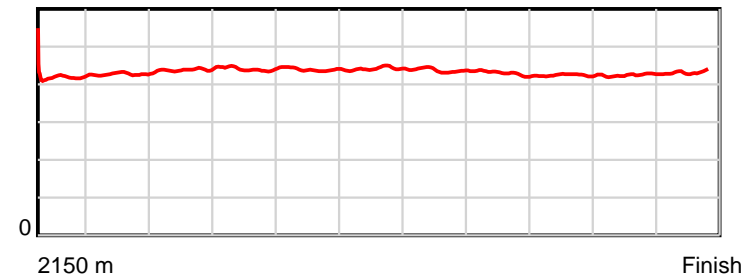
April 16, 2014, Race 8, BM62, Distance 2150m, Mowbray - Offset 9m

Result	TAB no.	Horse (Barrier)	2150 to	2000m to	1800m to	1600m to	1400m to	1200m to	1000m to	800m to	600m to	400m to	200m to	Total or	Margin
6th	6	Topiary (8)	2000m	1800m	1600m	1400m	1200m	1000m	800m	600m	400m	200m	WP	Average	
		Position in running (margin)	-	7(2.5)	6(4.7)	7(4.8)	7(6.3)	7(6.6)	7(6.5)	8(7.6)	8(6.8)	8(4.1)	8(3.8)		3.60
		Sectional time (s)	12.75	11.66	12.61	12.64	12.62	12.79	12.89	12.04	11.34	11.90	12.16		
		Cumulative time (s)	135.40	122.65	110.99	98.38	85.74	73.12	60.33	47.44	35.40	24.06	12.16	2:15.40	
		Speed (m/s)	11.76	17.15	15.86	15.82	15.85	15.64	15.52	16.61	17.64	16.81	16.45	15.88	
		Stride length (m)	5.21	7.32	6.92	6.97	6.97	6.89	6.80	7.17	7.48	7.13	7.10	6.90	
		Stride duration (s)	0.423	0.427	0.437	0.440	0.440	0.441	0.438	0.432	0.424	0.424	0.432	0.434	
		Stride efficiency (%)	42.43	83.76	74.87	75.93	75.96	74.27	72.17	80.34	87.37	79.36	78.82	74.35	
		Stride count	28.79	27.32	28.89	28.69	28.69	29.01	29.43	27.89	26.75	28.07	28.16	311.69	

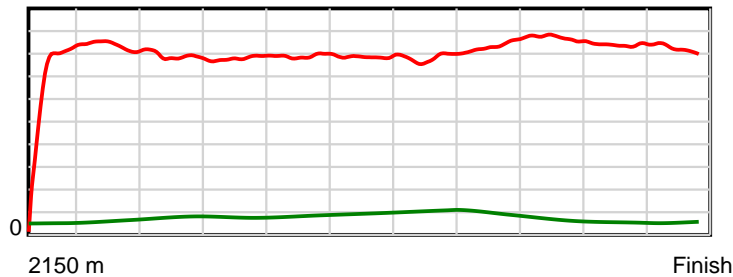
10 m Stride length



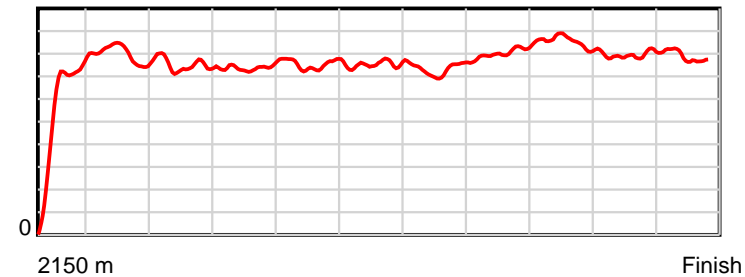
0.6 s Stride duration



20 m/sec Speed



100 % Stride efficiency



Note: Horizontal distance axis grid lines are 200m furlongs.

## Disclaimer.

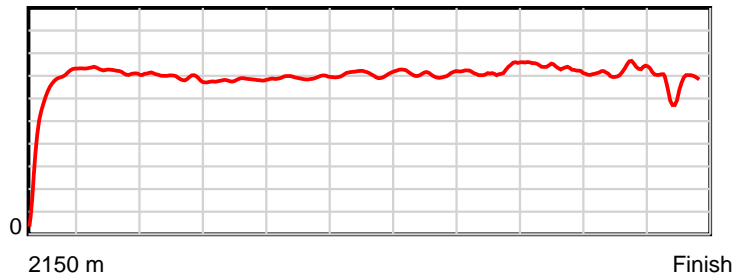
Tasracing Pty Ltd and Thoroughbred Ratings Pty Ltd accepts no responsibility for the completeness or accuracy of any of the information contained herein, and makes no representations about its suitability for any particular purpose. Users should make their own judgements about those matters and/or seek independent advice. You assume all risks associated with use of the data provided on this page.

# Race Results

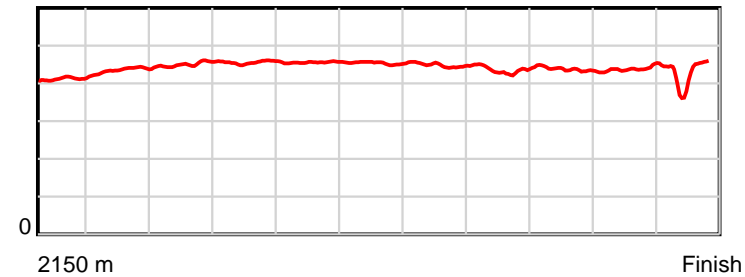
April 16, 2014, Race 8, BM62, Distance 2150m, Mowbray - Offset 9m

Result	TAB no.	Horse (Barrier)	2150 to	2000m to	1800m to	1600m to	1400m to	1200m to	1000m to	800m to	600m to	400m to	200m to	Total or	Margin
7th	8	Colonial Gold (3)	2000m	1800m	1600m	1400m	1200m	1000m	800m	600m	400m	200m	WP	Average	
		Position in running (margin)	-	1(0.0)	1(0.0)	1(0.0)	2(2.8)	2(1.8)	2(1.6)	2(1.2)	2(0.5)	4(0.6)	4(2.0)		5.40
		Sectional time (s)	12.46	11.29	12.58	12.85	12.41	12.76	12.65	12.05	11.82	12.16	12.69		
		Cumulative time (s)	135.74	123.28	111.99	99.40	86.55	74.14	61.37	48.72	36.67	24.85	12.69	2:15.74	
		Speed (m/s)	12.04	17.71	15.90	15.56	16.12	15.67	15.81	16.60	16.92	16.45	15.76	15.84	
		Stride length (m)	5.16	7.71	7.13	7.09	7.35	7.12	7.11	7.24	7.39	7.13	6.74	7.00	
		Stride duration (s)	0.408	0.435	0.448	0.456	0.456	0.454	0.450	0.436	0.437	0.434	0.428	0.442	
		Stride efficiency (%)	41.61	92.80	79.39	78.49	84.33	79.11	78.97	81.90	85.39	79.51	71.04	76.56	
		Stride count	29.07	25.95	28.06	28.22	27.23	28.11	28.13	27.63	27.06	28.04	29.66	307.16	

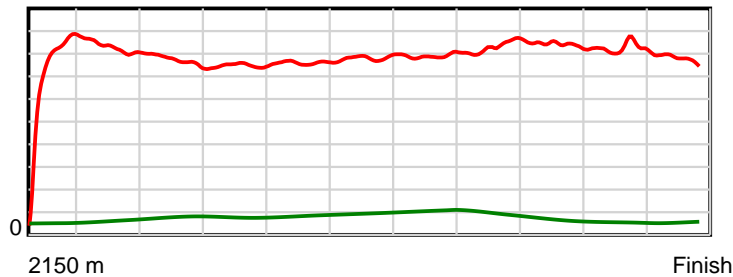
10 m Stride length



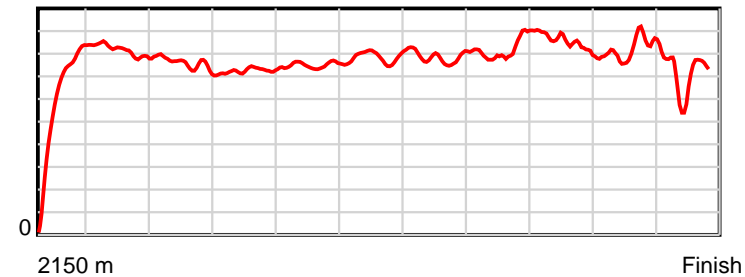
0.6 s Stride duration



20 m/sec Speed



100 % Stride efficiency



Note: Horizontal distance axis grid lines are 200m furlongs.

## Disclaimer.

Tasracing Pty Ltd and Thoroughbred Ratings Pty Ltd accepts no responsibility for the completeness or accuracy of any of the information contained herein, and makes no representations about its suitability for any particular purpose. Users should make their own judgements about those matters and/or seek independent advice. You assume all risks associated with use of the data provided on this page.

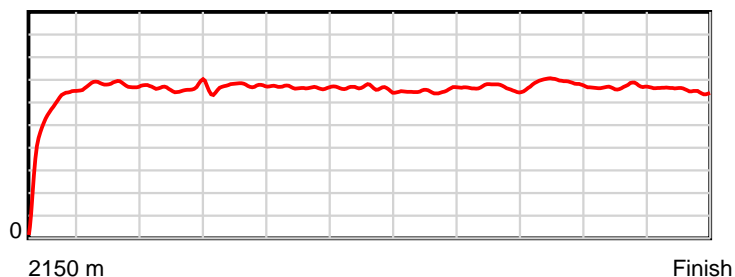


# Race Results

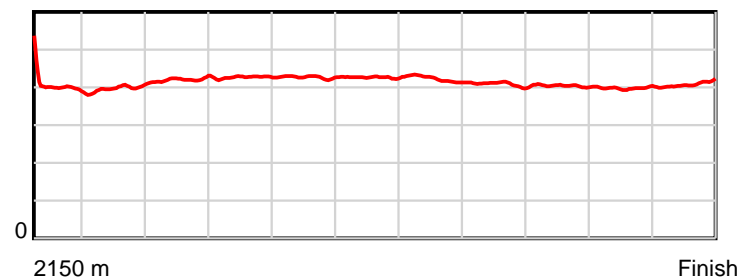
April 16, 2014, Race 8, BM62, Distance 2150m, Mowbray - Offset 9m

Result	TAB no.	Horse (Barrier)	2150 to	2000m to	1800m to	1600m to	1400m to	1200m to	1000m to	800m to	600m to	400m to	200m to	Total or	Margin
8th	4	Gee Gee Miss B... (9)	2000m	1800m	1600m	1400m	1200m	1000m	800m	600m	400m	200m	WP	Average	
		Position in running (margin)	-	5(1.8)	5(3.2)	4(3.5)	4(4.1)	5(5.1)	6(5.9)	3(5.1)	4(4.5)	7(3.4)	9(4.5)		5.90
		Sectional time (s)	12.70	11.52	12.64	12.49	12.74	12.94	12.57	12.08	11.61	12.12	12.44		
		Cumulative time (s)	135.84	123.14	111.62	98.99	86.50	73.76	60.82	48.25	36.17	24.56	12.44	2:15.84	
		Speed (m/s)	11.81	17.36	15.82	16.01	15.70	15.46	15.91	16.56	17.23	16.50	16.08	15.83	
		Stride length (m)	5.04	6.91	6.65	6.83	6.70	6.59	6.72	6.76	6.96	6.57	6.58	6.57	
		Stride duration (s)	0.411	0.398	0.420	0.426	0.427	0.426	0.422	0.408	0.404	0.398	0.409	0.415	
		Stride efficiency (%)	39.67	74.53	69.16	72.81	70.23	67.91	70.58	71.37	75.77	67.54	67.63	67.49	
		Stride count	29.77	28.96	30.06	29.30	29.83	30.34	29.76	29.59	28.72	30.42	30.40	327.15	

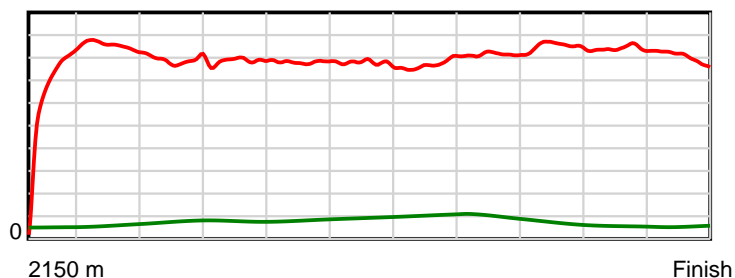
10 m Stride length



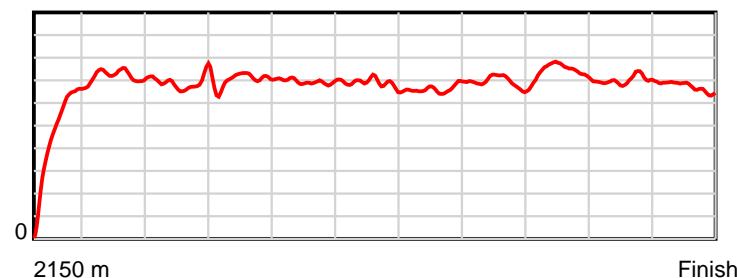
0.6 s Stride duration



20 m/sec Speed



100 % Stride efficiency



Note: Horizontal distance axis grid lines are 200m furlongs.

## Disclaimer.

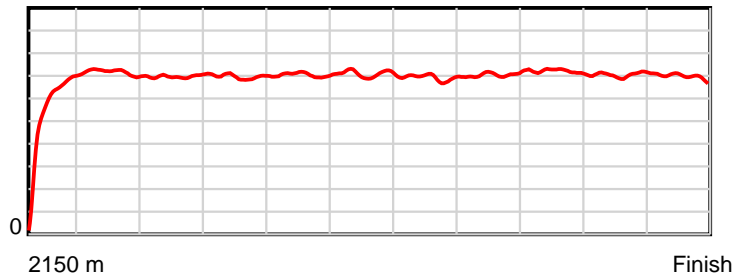
Tasracing Pty Ltd and Thoroughbred Ratings Pty Ltd accepts no responsibility for the completeness or accuracy of any of the information contained herein, and makes no representations about its suitability for any particular purpose. Users should make their own judgements about those matters and/or seek independent advice. You assume all risks associated with use of the data provided on this page.

# Race Results

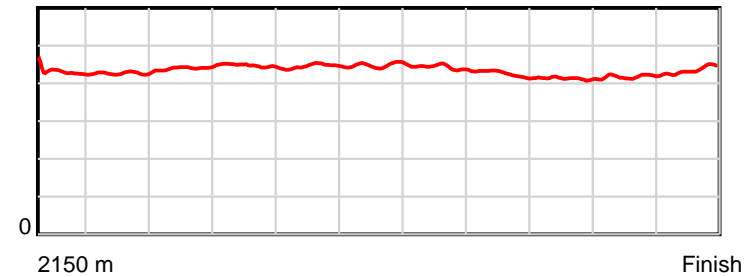
April 16, 2014, Race 8, BM62, Distance 2150m, Mowbray - Offset 9m

Result	TAB no.	Horse (Barrier)	2150 to	2000m to	1800m to	1600m to	1400m to	1200m to	1000m to	800m to	600m to	400m to	200m to	Total or	Margin
9th	7	Talent Code (6)	2000m	1800m	1600m	1400m	1200m	1000m	800m	600m	400m	200m	WP	Average	
		Position in running (margin)	-	8(4.1)	8(6.2)	8(5.8)	8(7.7)	9(8.4)	9(7.2)	10(8.9)	10(8.1)	9(5.4)	10(5.7)		8.20
		Sectional time (s)	13.10	11.64	12.52	12.71	12.68	12.61	13.00	12.04	11.35	12.00	12.65		
		Cumulative time (s)	136.28	123.18	111.54	99.02	86.32	73.64	61.03	48.03	35.99	24.65	12.65	2:16.28	
		Speed (m/s)	11.45	17.18	15.97	15.74	15.77	15.86	15.38	16.61	17.62	16.67	15.81	15.78	
		Stride length (m)	5.22	7.33	7.02	7.04	7.02	7.11	6.82	7.08	7.28	6.95	6.88	6.88	
		Stride duration (s)	0.435	0.426	0.440	0.447	0.445	0.448	0.443	0.426	0.413	0.417	0.435	0.436	
		Stride efficiency (%)	42.52	83.89	77.08	77.49	77.00	78.92	72.77	78.28	82.79	75.48	74.06	73.99	
		Stride count	28.76	27.30	28.48	28.40	28.49	28.14	29.31	28.26	27.48	28.78	29.05	312.45	

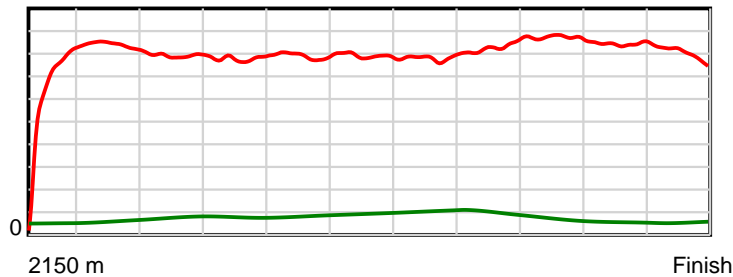
10 m Stride length



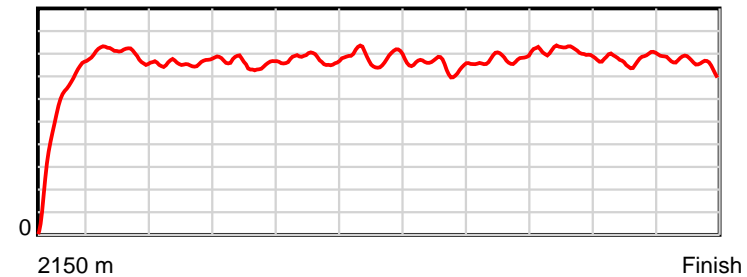
0.6 s Stride duration



20 m/sec Speed



100 % Stride efficiency



Note: Horizontal distance axis grid lines are 200m furlongs.

### Disclaimer.

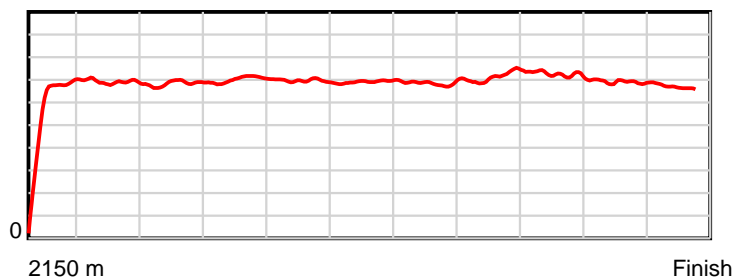
Tasracing Pty Ltd and Thoroughbred Ratings Pty Ltd accepts no responsibility for the completeness or accuracy of any of the information contained herein, and makes no representations about its suitability for any particular purpose. Users should make their own judgements about those matters and/or seek independent advice. You assume all risks associated with use of the data provided on this page.

# Race Results

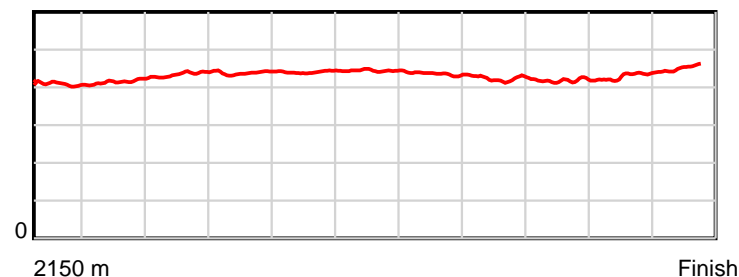
April 16, 2014, Race 8, BM62, Distance 2150m, Mowbray - Offset 9m

Result	TAB no.	Horse (Barrier)	2150 to	2000m to	1800m to	1600m to	1400m to	1200m to	1000m to	800m to	600m to	400m to	200m to	Total or	Margin
10th	5	Seven Mile Kin... (4)	2000m	1800m	1600m	1400m	1200m	1000m	800m	600m	400m	200m	WP	Average	
		Position in running (margin)	-	4(0.8)	4(2.7)	3(3.5)	3(3.5)	3(3.7)	3(4.2)	4(5.3)	3(3.0)	2(0.5)	6(3.2)		10.50
		Sectional time (s)	12.64	11.61	12.72	12.40	12.60	12.88	12.89	11.81	11.37	12.39	13.41		
		Cumulative time (s)	136.72	124.08	112.46	99.75	87.35	74.75	61.87	48.98	37.17	25.80	13.41		2:16.72
		Speed (m/s)	11.86	17.23	15.72	16.13	15.87	15.53	15.52	16.93	17.59	16.14	14.91		15.73
		Stride length (m)	5.16	7.09	6.79	7.06	6.99	6.90	6.80	7.18	7.37	6.86	6.70		6.80
		Stride duration (s)	0.405	0.412	0.432	0.438	0.440	0.444	0.438	0.424	0.419	0.425	0.450		0.433
		Stride efficiency (%)	41.67	78.52	72.02	77.91	76.25	74.40	72.27	80.64	84.99	73.58	70.18		72.32
		Stride count	29.05	28.22	29.46	28.33	28.63	28.99	29.41	27.84	27.12	29.15	29.84		316.04

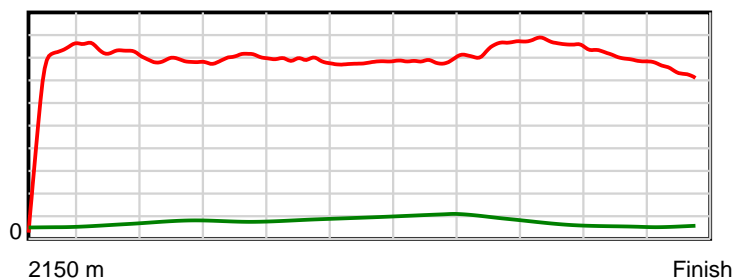
10 m Stride length



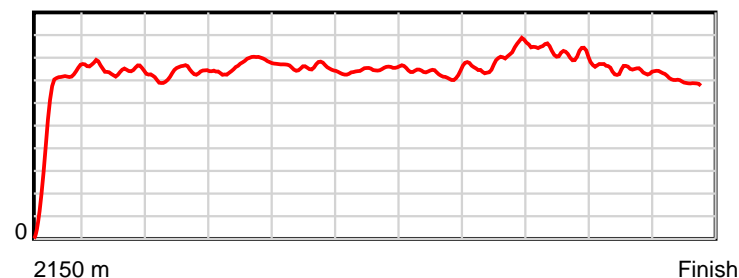
0.6 s Stride duration



20 m/sec Speed



100 % Stride efficiency



Note: Horizontal distance axis grid lines are 200m furlongs.

## Disclaimer.

Tasracing Pty Ltd and Thoroughbred Ratings Pty Ltd accepts no responsibility for the completeness or accuracy of any of the information contained herein, and makes no representations about its suitability for any particular purpose. Users should make their own judgements about those matters and/or seek independent advice. You assume all risks associated with use of the data provided on this page.