



Race Results

Devonport Racing Club, Devonport Synthetic, April 21, 2014

Compilation date: May 5, 2014, 11:15:26 AM (EST)

Copyright © 2014 Tasracing Pty Ltd. All rights reserved.

Trademarks.

StrideMASTER is a registered trademark of Thoroughbred Ratings Pty Ltd.

Disclaimer.

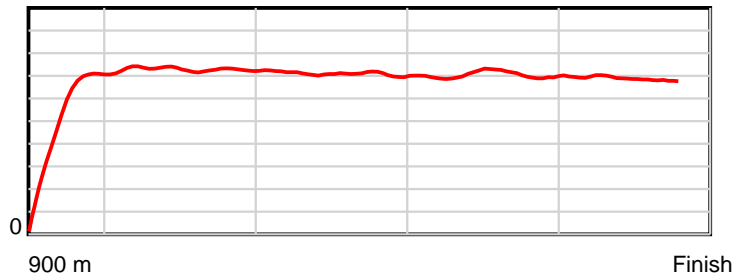
Tasracing Pty Ltd and Thoroughbred Ratings Pty Ltd accepts no responsibility for the completeness or accuracy of any of the information contained herein, and makes no representations about its suitability for any particular purpose. Users should make their own judgements about those matters and/or seek independent advice. You assume all risks associated with use of the data provided on this page.

Race Results

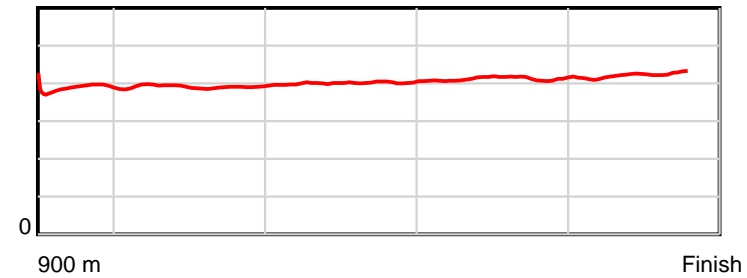
April 21, 2014, Race 2, 2UP MDN-SW, Distance 900m, Spreyton - Offset 0m

Result	TAB no.	Horse (Barrier)	900 to	800m to	600m to	400m to	200m to	Total or	Margin
1st	6	Churinga (5)	800m	600m	400m	200m	WP	Average	
		Position in running (margin)	-	3(0.0)	3(0.0)	4(0.0)	2(0.0)		0.00
		Sectional time (s)	8.26	10.53	11.43	11.55	12.21		
		Cumulative time (s)	53.98	45.72	35.19	23.76	12.21	0:53.98	
		Speed (m/s)	12.11	18.99	17.50	17.32	16.38	16.67	
		Stride length (m)	4.80	7.40	6.98	7.10	6.88	6.73	
		Stride duration (s)	0.390	0.390	0.399	0.410	0.420	0.404	
		Stride efficiency (%)	36.01	85.67	76.24	78.78	74.03	70.81	
		Stride count	20.83	27.01	28.63	28.17	29.06	133.70	

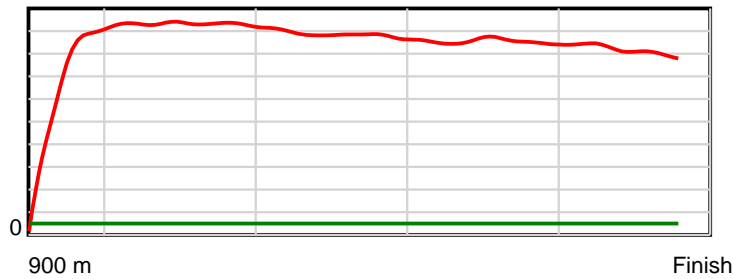
10 m Stride length



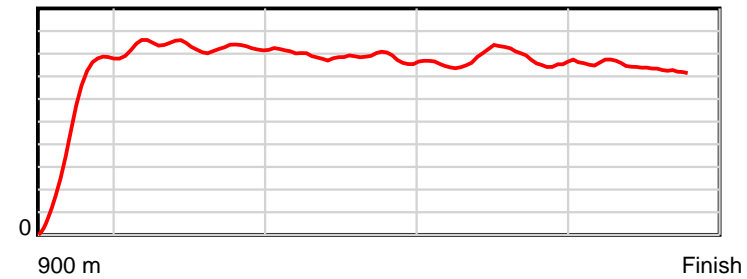
0.6 s Stride duration



20 m/sec Speed



100 % Stride efficiency



Note: Horizontal distance axis grid lines are 200m furlongs.

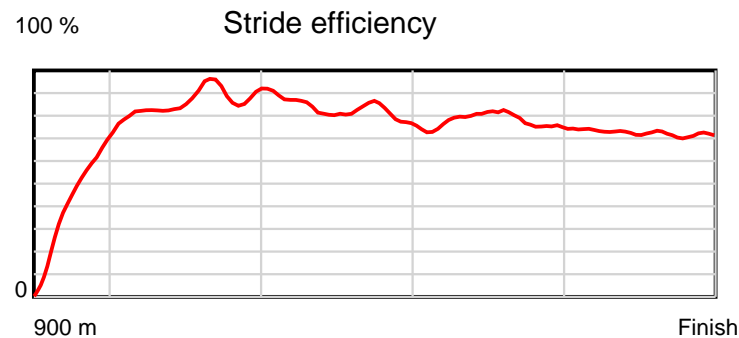
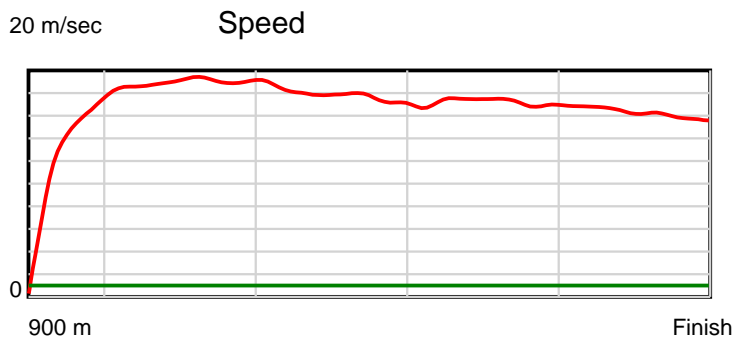
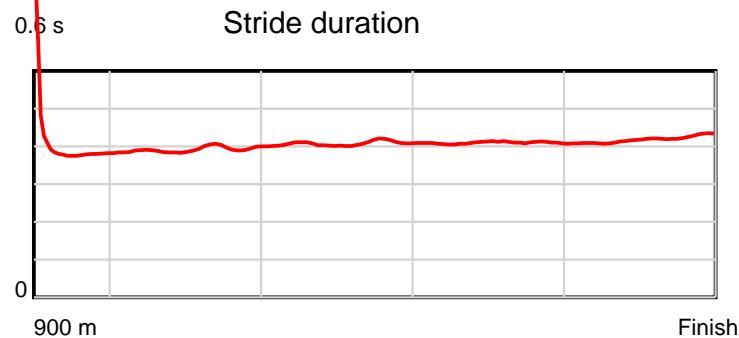
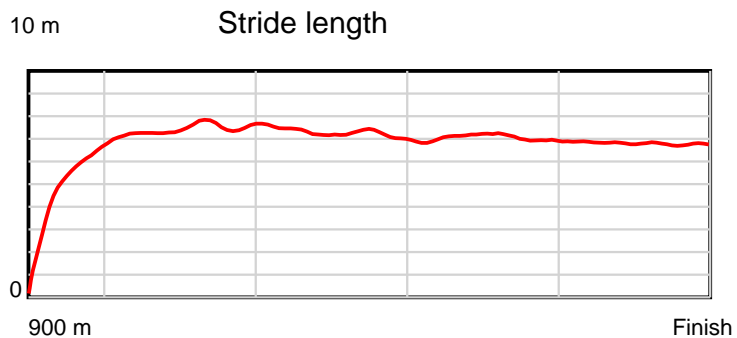
Disclaimer.

Tasracing Pty Ltd and Thoroughbred Ratings Pty Ltd accepts no responsibility for the completeness or accuracy of any of the information contained herein, and makes no representations about its suitability for any particular purpose. Users should make their own judgements about those matters and/or seek independent advice. You assume all risks associated with use of the data provided on this page.

Race Results

April 21, 2014, Race 2, 2UP MDN-SW, Distance 900m, Spreyton - Offset 0m

Result	TAB no.	Horse (Barrier)	900 to	800m to	600m to	400m to	200m to	Total or	Margin
2nd	8	Little May (6)	800m	600m	400m	200m	WP	Average	
		Position in running (margin)	-	6(0.0)	5(0.0)	6(0.0)	4(0.0)		0.30
		Sectional time (s)	8.41	10.48	11.56	11.36	12.22		
		Cumulative time (s)	54.03	45.62	35.14	23.58	12.22	0:54.03	
		Speed (m/s)	11.88	19.08	17.30	17.61	16.37	16.66	
		Stride length (m)	4.64	7.47	7.06	7.19	6.87	6.74	
		Stride duration (s)	0.385	0.391	0.408	0.409	0.419	0.404	
		Stride efficiency (%)	33.65	87.18	77.82	80.81	73.69	70.91	
		Stride count	21.55	26.78	28.34	27.81	29.12	133.60	



Note: Horizontal distance axis grid lines are 200m furlongs.

Disclaimer.

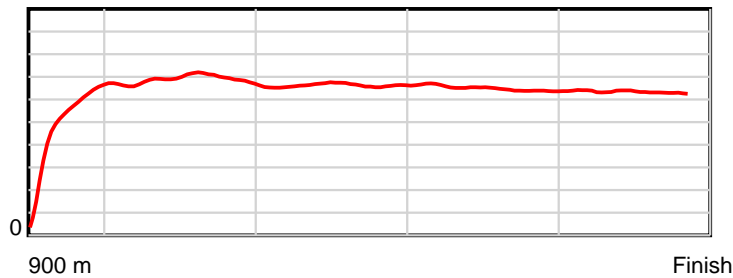
Tasracing Pty Ltd and Thoroughbred Ratings Pty Ltd accepts no responsibility for the completeness or accuracy of any of the information contained herein, and makes no representations about its suitability for any particular purpose. Users should make their own judgements about those matters and/or seek independent advice. You assume all risks associated with use of the data provided on this page.

Race Results

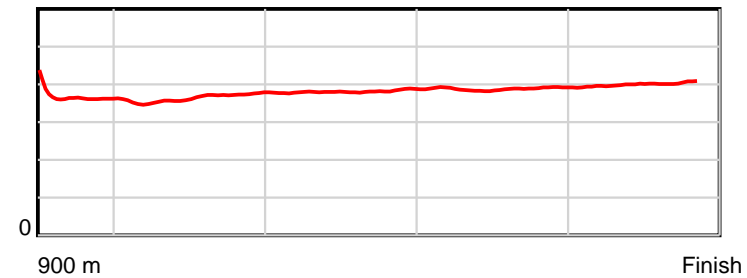
April 21, 2014, Race 2, 2UP MDN-SW, Distance 900m, Spreyton - Offset 0m

Result	TAB no.	Horse (Barrier)	900 to	800m to	600m to	400m to	200m to	Total or	Margin
3rd	11	Fortuitous (4)	800m	600m	400m	200m	WP	Average	
		Position in running (margin)	-	5(0.0)	2(0.0)	2(0.0)	3(0.0)		0.90
		Sectional time (s)	8.30	10.36	11.39	11.65	12.44		
		Cumulative time (s)	54.14	45.84	35.49	24.09	12.44	0:54.14	
		Speed (m/s)	12.04	19.31	17.56	17.17	16.08	16.62	
		Stride length (m)	4.61	7.02	6.68	6.65	6.43	6.37	
		Stride duration (s)	0.382	0.364	0.381	0.388	0.400	0.383	
		Stride efficiency (%)	33.19	77.01	69.76	69.16	64.65	63.42	
		Stride count	21.70	28.49	29.93	30.06	31.09	141.27	

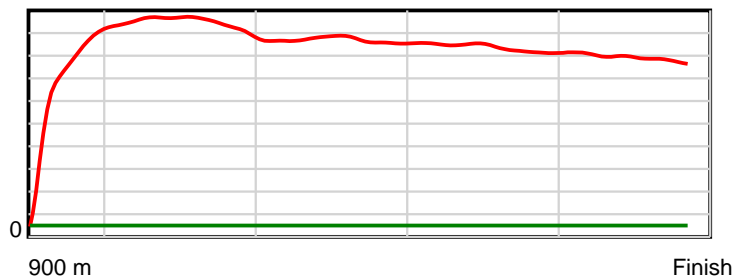
10 m Stride length



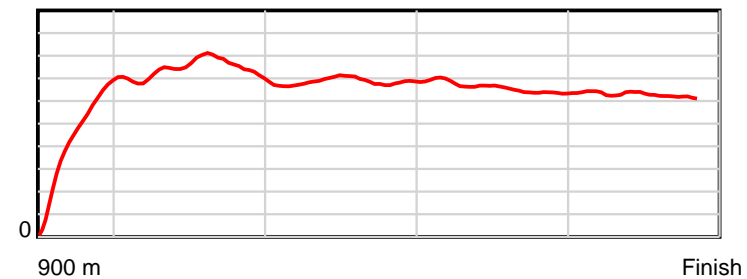
0.6 s Stride duration



20 m/sec Speed



100 % Stride efficiency



Note: Horizontal distance axis grid lines are 200m furlongs.

Disclaimer.

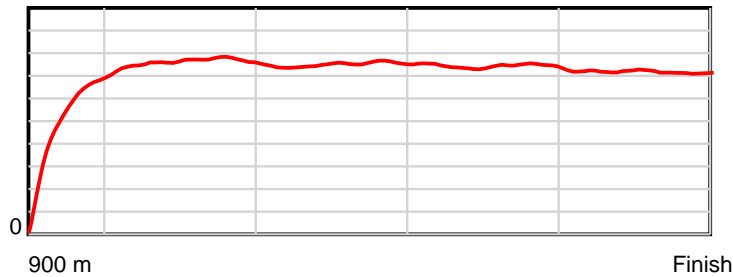
Tasracing Pty Ltd and Thoroughbred Ratings Pty Ltd accepts no responsibility for the completeness or accuracy of any of the information contained herein, and makes no representations about its suitability for any particular purpose. Users should make their own judgements about those matters and/or seek independent advice. You assume all risks associated with use of the data provided on this page.

Race Results

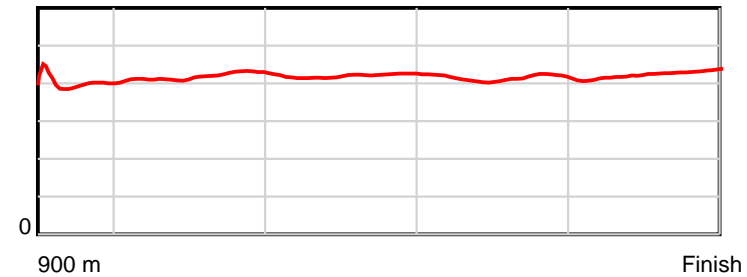
April 21, 2014, Race 2, 2UP MDN-SW, Distance 900m, Spreyton - Offset 0m

Result	TAB no.	Horse (Barrier)	900 to	800m to	600m to	400m to	200m to	Total or	Margin
4th	1	Getaway Gold (7)	800m	600m	400m	200m	WP	Average	
		Position in running (margin)	-	2(0.0)	8(0.0)	9(0.0)	9(0.0)		1.30
		Sectional time (s)	7.66	11.34	11.78	11.34	12.09		
		Cumulative time (s)	54.21	46.55	35.21	23.43	12.09	0:54.21	
		Speed (m/s)	13.05	17.64	16.98	17.64	16.54	16.60	
		Stride length (m)	5.07	7.39	7.12	7.27	7.06	6.89	
		Stride duration (s)	0.394	0.419	0.420	0.412	0.427	0.415	
		Stride efficiency (%)	40.17	85.28	79.33	82.48	77.92	74.09	
		Stride count	19.72	27.07	28.07	27.53	28.32	130.71	

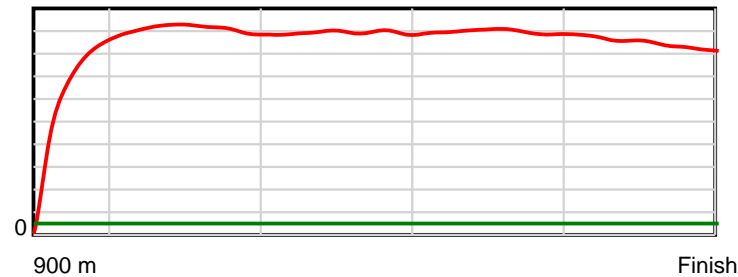
10 m Stride length



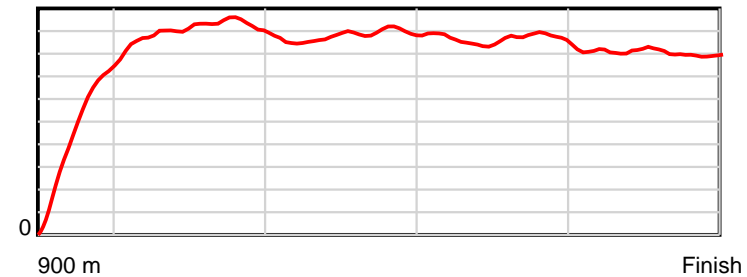
0.6 s Stride duration



20 m/sec Speed



100 % Stride efficiency



Note: Horizontal distance axis grid lines are 200m furlongs.

Disclaimer.

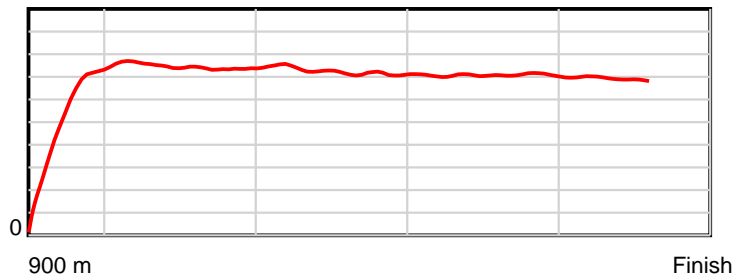
Tasracing Pty Ltd and Thoroughbred Ratings Pty Ltd accepts no responsibility for the completeness or accuracy of any of the information contained herein, and makes no representations about its suitability for any particular purpose. Users should make their own judgements about those matters and/or seek independent advice. You assume all risks associated with use of the data provided on this page.

Race Results

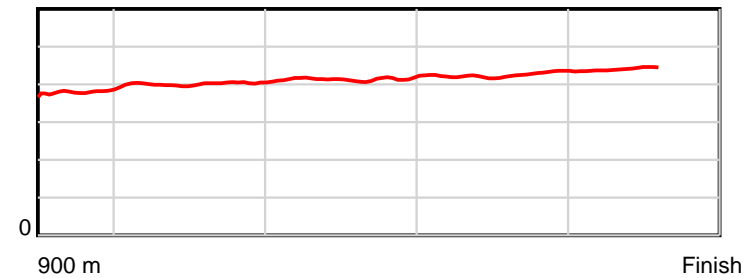
April 21, 2014, Race 2, 2UP MDN-SW, Distance 900m, Spreyton - Offset 0m

Result	TAB no.	Horse (Barrier)	900 to	800m to	600m to	400m to	200m to	Total or	Margin
5th	5	Lost My Patien... (3)	800m	600m	400m	200m	WP	Average	
		Position in running (margin)	-	9(0.0)	6(0.0)	3(0.0)	5(0.0)		1.70
		Sectional time (s)	9.40	9.71	11.11	11.65	12.42		
		Cumulative time (s)	54.29	44.89	35.18	24.07	12.42	0:54.29	
		Speed (m/s)	10.64	20.60	18.00	17.17	16.10	16.58	
		Stride length (m)	4.04	8.17	7.38	7.20	7.06	6.80	
		Stride duration (s)	0.371	0.397	0.410	0.420	0.439	0.410	
		Stride efficiency (%)	25.52	104.36	84.99	81.12	77.98	72.19	
		Stride count	24.75	24.47	27.12	27.76	28.31	132.41	

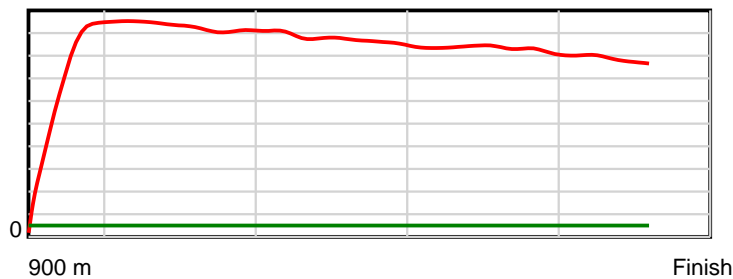
10 m Stride length



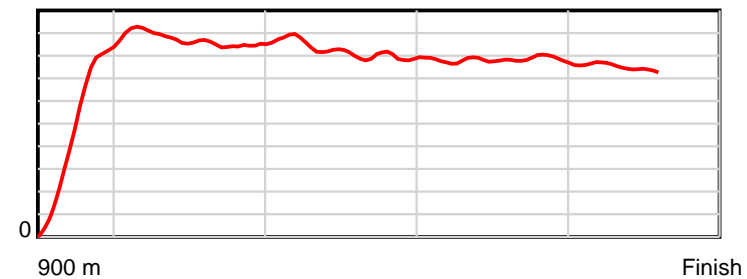
0.6 s Stride duration



20 m/sec Speed



100 % Stride efficiency



Note: Horizontal distance axis grid lines are 200m furlongs.

Disclaimer.

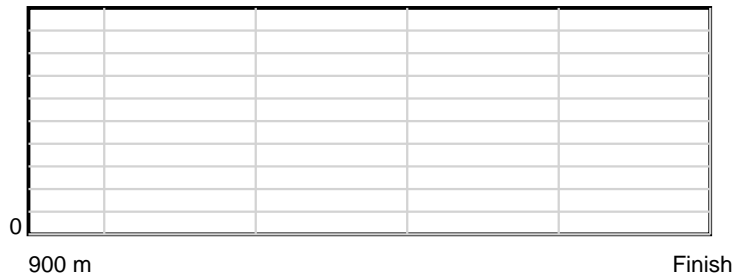
Tasracing Pty Ltd and Thoroughbred Ratings Pty Ltd accepts no responsibility for the completeness or accuracy of any of the information contained herein, and makes no representations about its suitability for any particular purpose. Users should make their own judgements about those matters and/or seek independent advice. You assume all risks associated with use of the data provided on this page.

Race Results


April 21, 2014, Race 2, 2UP MDN-SW, Distance 900m, Spreyton - Offset 0m

Result	TAB no.	Horse (Barrier)	900 to	800m to	600m to	400m to	200m to	Total or	Margin
6th	4	A Little Bit D... (9)	WP	Average					
		Position in running (margin)		1.80					
		Sectional time (s)							
		Cumulative time (s)	0:54.31						
		Speed (m/s)	16.57						
		Stride length (m)	nan						
		Stride duration (s)	nan						
		Stride efficiency (%)	nan						
		Stride count	0.00						

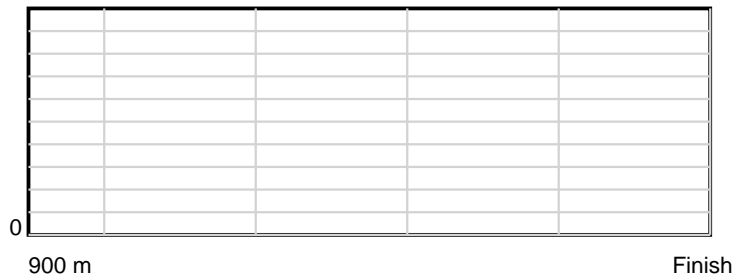
10 m Stride length



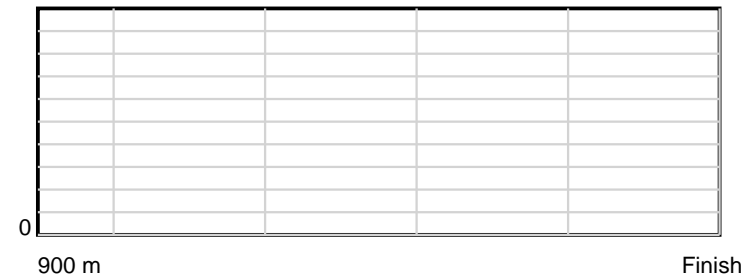
0.6 s Stride duration



20 m/sec Speed



100 % Stride efficiency



Note: Horizontal distance axis grid lines are 200m furlongs.

Disclaimer.

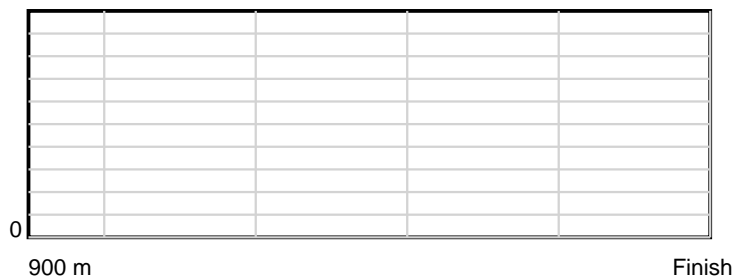
Tasracing Pty Ltd and Thoroughbred Ratings Pty Ltd accepts no responsibility for the completeness or accuracy of any of the information contained herein, and makes no representations about its suitability for any particular purpose. Users should make their own judgements about those matters and/or seek independent advice. You assume all risks associated with use of the data provided on this page.

Race Results


April 21, 2014, Race 2, 2UP MDN-SW, Distance 900m, Spreyton - Offset 0m

Result	TAB no.	Horse (Barrier)	900 to	800m to	600m to	400m to	200m to	Total or	Margin
7th	2	Judah (8)	WP	Average					
		Position in running (margin)		2.40					
		Sectional time (s)							
		Cumulative time (s)	10:00.00						
		Speed (m/s)	1.50						
		Stride length (m)	nan						
		Stride duration (s)	nan						
		Stride efficiency (%)	nan						
		Stride count	0.00						

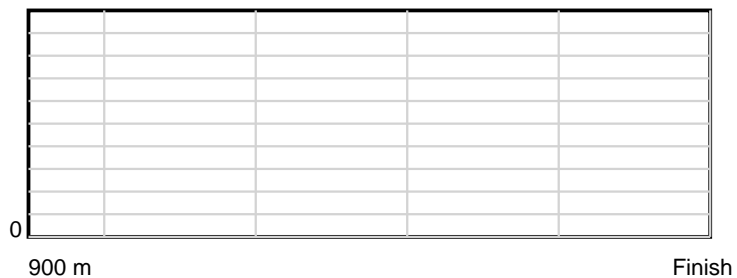
10 m Stride length



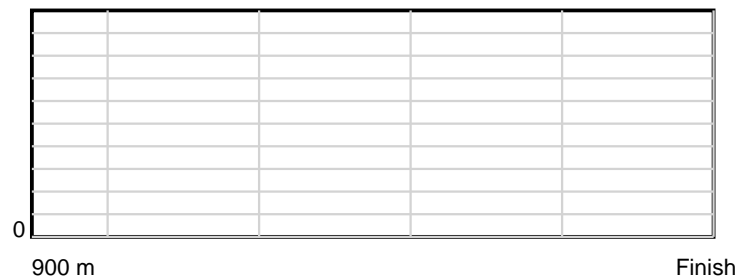
0.6 s Stride duration



20 m/sec Speed



100 % Stride efficiency



Note: Horizontal distance axis grid lines are 200m furlongs.

Disclaimer.

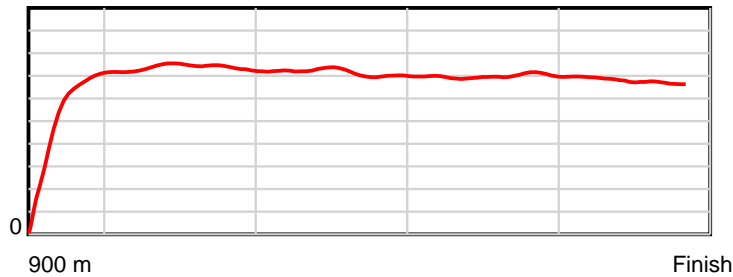
Tasracing Pty Ltd and Thoroughbred Ratings Pty Ltd accepts no responsibility for the completeness or accuracy of any of the information contained herein, and makes no representations about its suitability for any particular purpose. Users should make their own judgements about those matters and/or seek independent advice. You assume all risks associated with use of the data provided on this page.

Race Results

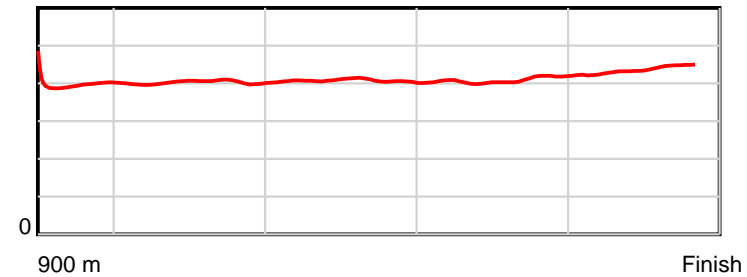
April 21, 2014, Race 2, 2UP MDN-SW, Distance 900m, Spreyton - Offset 0m

Result	TAB no.	Horse (Barrier)	900 to	800m to	600m to	400m to	200m to	Total or	Margin
8th	7	Delrianna (2)	800m	600m	400m	200m	WP	Average	
		Position in running (margin)	-	8(0.0)	9(0.0)	8(0.0)	6(0.0)		3.50
		Sectional time (s)	8.51	10.60	11.37	11.44	12.70		
		Cumulative time (s)	54.62	46.11	35.51	24.14	12.70	0:54.62	
		Speed (m/s)	11.75	18.87	17.59	17.48	15.75	16.48	
		Stride length (m)	4.86	7.60	7.15	7.10	6.85	6.80	
		Stride duration (s)	0.412	0.403	0.406	0.406	0.435	0.413	
		Stride efficiency (%)	36.86	90.25	79.80	78.87	73.27	72.36	
		Stride count	20.59	26.32	27.99	28.15	29.21	132.26	

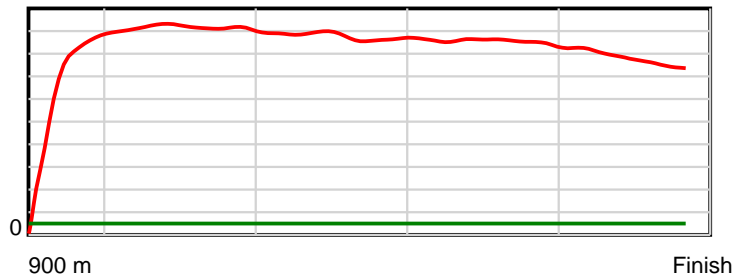
10 m Stride length



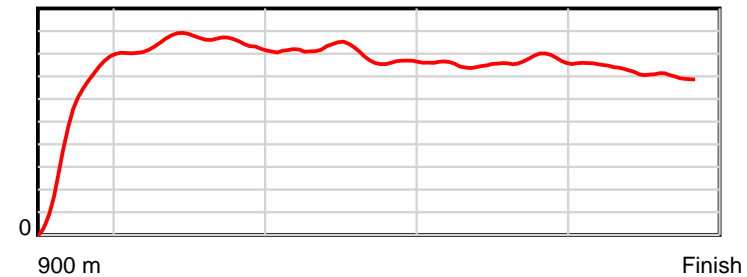
0.6 s Stride duration



20 m/sec Speed



100 % Stride efficiency



Note: Horizontal distance axis grid lines are 200m furlongs.

Disclaimer.

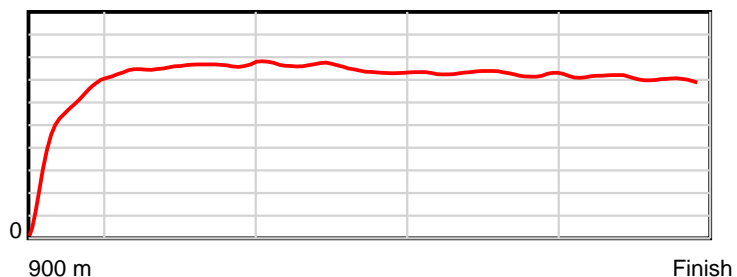
Tasracing Pty Ltd and Thoroughbred Ratings Pty Ltd accepts no responsibility for the completeness or accuracy of any of the information contained herein, and makes no representations about its suitability for any particular purpose. Users should make their own judgements about those matters and/or seek independent advice. You assume all risks associated with use of the data provided on this page.

Race Results

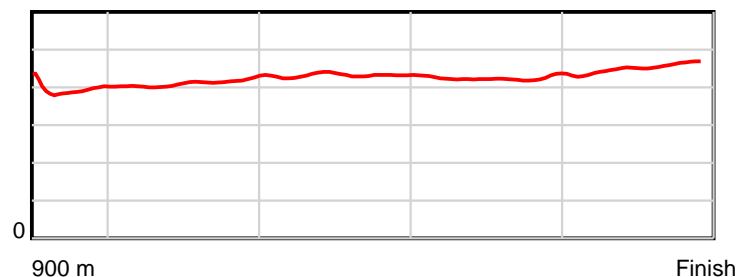
April 21, 2014, Race 2, 2UP MDN-SW, Distance 900m, Spreyton - Offset 0m

Result	TAB no.	Horse (Barrier)	900 to	800m to	600m to	400m to	200m to	Total or	Margin
9th	9	Manchero (1)	800m	600m	400m	200m	WP	Average	
		Position in running (margin)	-	7(0.0)	7(0.0)	7(0.0)	7(0.0)		5.40
		Sectional time (s)	8.49	10.73	11.39	11.49	12.87		
		Cumulative time (s)	54.97	46.48	35.75	24.36	12.87	0:54.97	
		Speed (m/s)	11.78	18.64	17.56	17.41	15.54	16.37	
		Stride length (m)	4.76	7.69	7.57	7.38	7.03	6.98	
		Stride duration (s)	0.401	0.412	0.431	0.424	0.452	0.426	
		Stride efficiency (%)	35.46	92.41	89.60	85.17	77.24	76.12	
		Stride count	20.99	26.01	26.41	27.09	28.45	128.95	

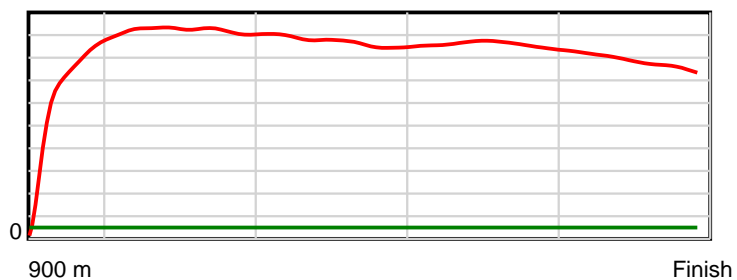
10 m Stride length



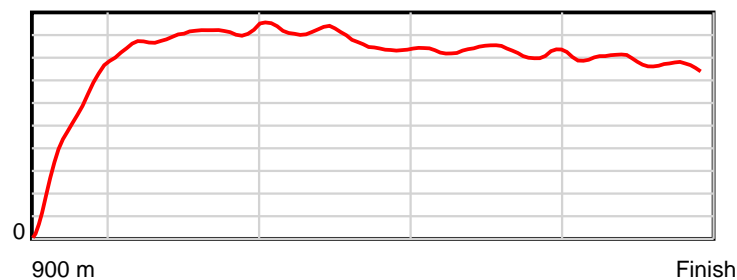
0.6 s Stride duration



20 m/sec Speed



100 % Stride efficiency



Note: Horizontal distance axis grid lines are 200m furlongs.

Disclaimer.

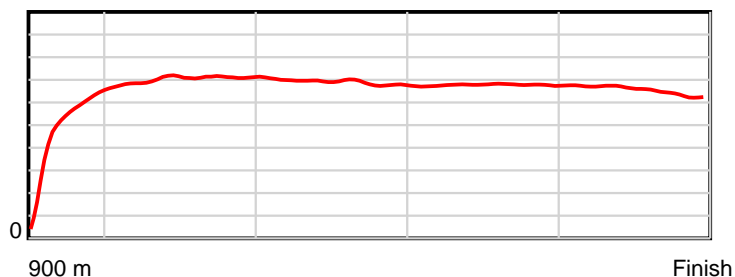
Tasracing Pty Ltd and Thoroughbred Ratings Pty Ltd accepts no responsibility for the completeness or accuracy of any of the information contained herein, and makes no representations about its suitability for any particular purpose. Users should make their own judgements about those matters and/or seek independent advice. You assume all risks associated with use of the data provided on this page.

Race Results

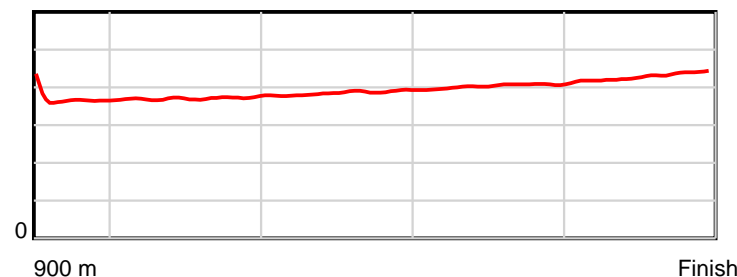
April 21, 2014, Race 2, 2UP MDN-SW, Distance 900m, Spreyton - Offset 0m

Result	TAB no.	Horse (Barrier)	900 to	800m to	600m to	400m to	200m to	Total or	Margin
10th	10	Spirit of Nia (10)	800m	600m	400m	200m	WP	Average	
		Position in running (margin)	-	4(0.0)	4(0.0)	5(0.0)	8(0.0)		9.30
		Sectional time (s)	8.62	10.51	11.48	11.85	13.25		
		Cumulative time (s)	55.71	47.09	36.58	25.10	13.25	0:55.71	
		Speed (m/s)	11.61	19.03	17.42	16.88	15.09	16.16	
		Stride length (m)	4.62	7.06	6.71	6.81	6.49	6.43	
		Stride duration (s)	0.381	0.371	0.385	0.404	0.430	0.398	
		Stride efficiency (%)	33.30	77.97	70.41	72.51	65.91	64.64	
		Stride count	21.66	28.31	29.80	29.36	30.80	139.93	

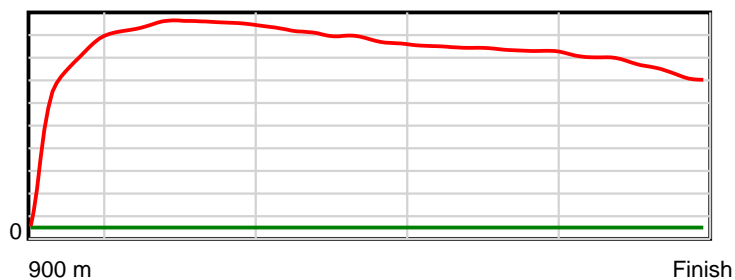
10 m Stride length



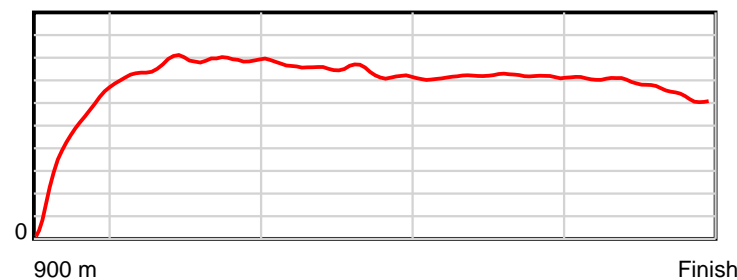
0.6 s Stride duration



20 m/sec Speed



100 % Stride efficiency



Note: Horizontal distance axis grid lines are 200m furlongs.

Disclaimer.

Tasracing Pty Ltd and Thoroughbred Ratings Pty Ltd accepts no responsibility for the completeness or accuracy of any of the information contained herein, and makes no representations about its suitability for any particular purpose. Users should make their own judgements about those matters and/or seek independent advice. You assume all risks associated with use of the data provided on this page.