



Race Results

Devonport Racing Club, Devonport Synthetic, April 21, 2014

Compilation date: May 5, 2014, 11:21:44 AM (EST)

Copyright © 2014 Tasracing Pty Ltd. All rights reserved.

Trademarks.

StrideMASTER is a registered trademark of Thoroughbred Ratings Pty Ltd.

Disclaimer.

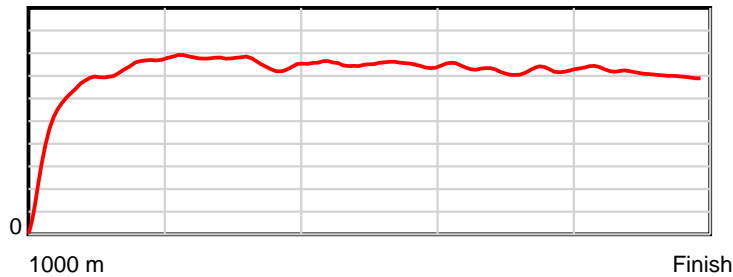
Tasracing Pty Ltd and Thoroughbred Ratings Pty Ltd accepts no responsibility for the completeness or accuracy of any of the information contained herein, and makes no representations about its suitability for any particular purpose. Users should make their own judgements about those matters and/or seek independent advice. You assume all risks associated with use of the data provided on this page.

Race Results

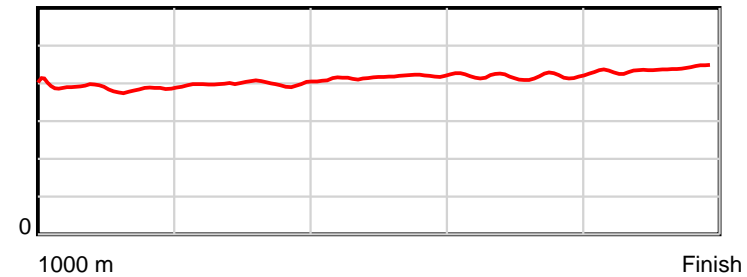
April 21, 2014, Race 3, CL1, Distance 1000m, Spreyton - Offset 0m

Result	TAB no.	Horse (Barrier)	1000 to	800m to	600m to	400m to	200m to	Total or	Margin
1st	1	Classic Outlaw (5)	800m	600m	400m	200m	WP	Average	
		Position in running (margin)	-	2(2.2)	2(2.2)	2(1.7)	1(0.0)		0.00
		Sectional time (s)	13.29	10.45	11.24	11.48	12.28		
		Cumulative time (s)	58.75	45.46	35.01	23.77	12.28	0:58.75	
		Speed (m/s)	15.05	19.14	17.79	17.42	16.29	17.02	
		Stride length (m)	5.99	7.61	7.41	7.29	7.13	7.04	
		Stride duration (s)	0.389	0.398	0.416	0.419	0.438	0.413	
		Stride efficiency (%)	56.09	90.48	85.73	83.06	79.43	77.34	
		Stride count	33.38	26.28	27.00	27.43	28.05	142.14	

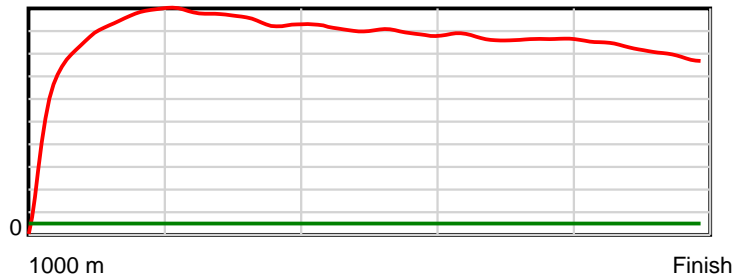
10 m Stride length



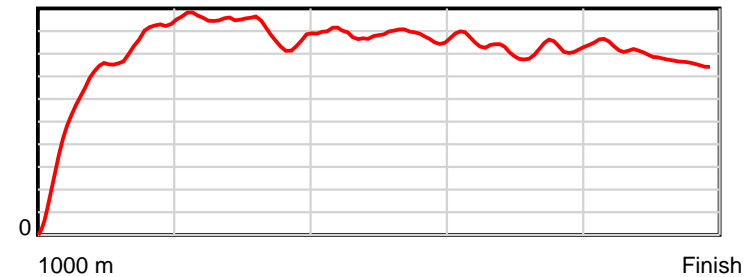
0.6 s Stride duration



20 m/sec Speed



100 % Stride efficiency



Note: Horizontal distance axis grid lines are 200m furlongs.

Disclaimer.

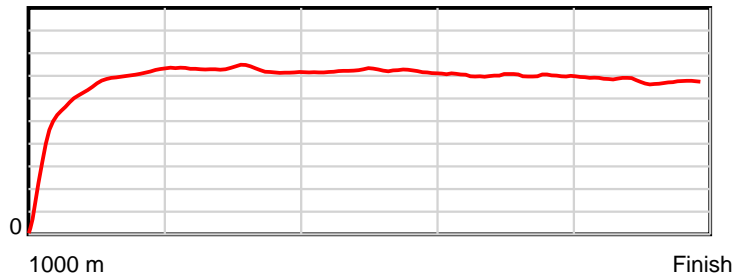
Tasracing Pty Ltd and Thoroughbred Ratings Pty Ltd accepts no responsibility for the completeness or accuracy of any of the information contained herein, and makes no representations about its suitability for any particular purpose. Users should make their own judgements about those matters and/or seek independent advice. You assume all risks associated with use of the data provided on this page.

Race Results

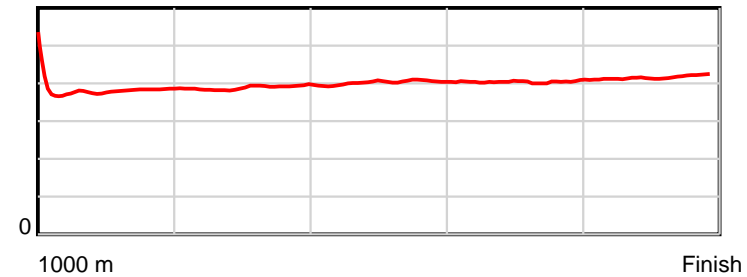
April 21, 2014, Race 3, CL1, Distance 1000m, Spreyton - Offset 0m

Result	TAB no.	Horse (Barrier)	1000 to	800m to	600m to	400m to	200m to	Total or	Margin
2nd	6	Chimed Inn (1)	800m	600m	400m	200m	WP	Average	
		Position in running (margin)	-	7(4.5)	5(4.8)	4(4.1)	3(2.6)		2.50
		Sectional time (s)	13.77	10.51	11.19	11.52	12.20		
		Cumulative time (s)	59.19	45.42	34.92	23.72	12.20	0:59.19	
		Speed (m/s)	14.52	19.03	17.87	17.36	16.39	16.89	
		Stride length (m)	5.78	7.40	7.18	7.00	6.82	6.79	
		Stride duration (s)	0.392	0.389	0.402	0.403	0.416	0.402	
		Stride efficiency (%)	52.25	85.49	80.65	76.51	72.66	71.94	
		Stride count	34.59	27.04	27.84	28.58	29.33	147.38	

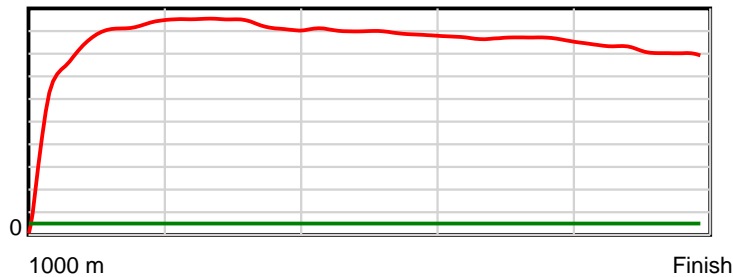
10 m Stride length



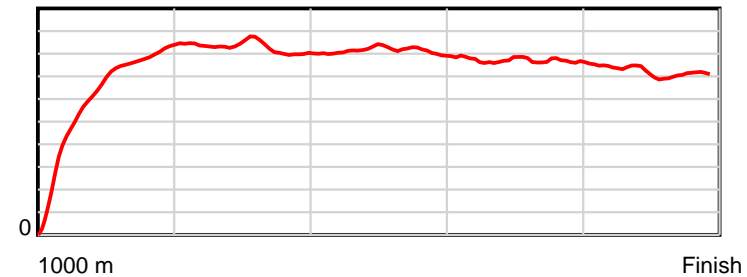
0.6 s Stride duration



20 m/sec Speed



100 % Stride efficiency



Note: Horizontal distance axis grid lines are 200m furlongs.

Disclaimer.

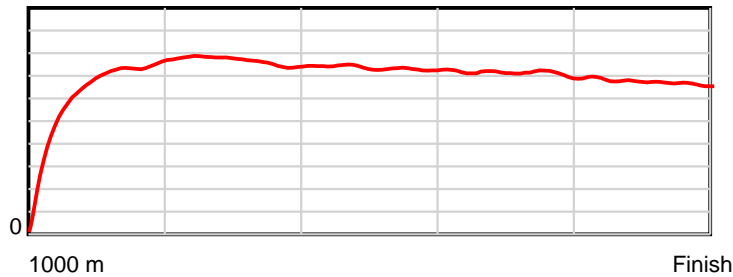
Tasracing Pty Ltd and Thoroughbred Ratings Pty Ltd accepts no responsibility for the completeness or accuracy of any of the information contained herein, and makes no representations about its suitability for any particular purpose. Users should make their own judgements about those matters and/or seek independent advice. You assume all risks associated with use of the data provided on this page.

Race Results

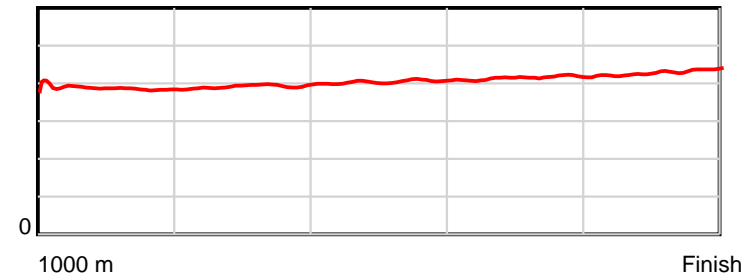
April 21, 2014, Race 3, CL1, Distance 1000m, Spreyton - Offset 0m

Result	TAB no.	Horse (Barrier)	1000 to	800m to	600m to	400m to	200m to	Total or	Margin
3rd	10	Bring Me Sunsh... (6)	800m	600m	400m	200m	WP	Average	
		Position in running (margin)	-	1(0.0)	1(0.0)	1(0.0)	2(0.0)		3.00
		Sectional time (s)	12.71	10.46	11.31	11.77	13.02		
		Cumulative time (s)	59.28	46.57	36.11	24.80	13.02	0:59.28	
		Speed (m/s)	15.73	19.12	17.68	16.99	15.36	16.87	
		Stride length (m)	6.04	7.51	7.15	7.03	6.61	6.83	
		Stride duration (s)	0.388	0.392	0.405	0.414	0.430	0.405	
		Stride efficiency (%)	57.07	88.02	79.93	77.31	68.25	72.92	
		Stride count	33.09	26.65	27.96	28.43	30.26	146.39	

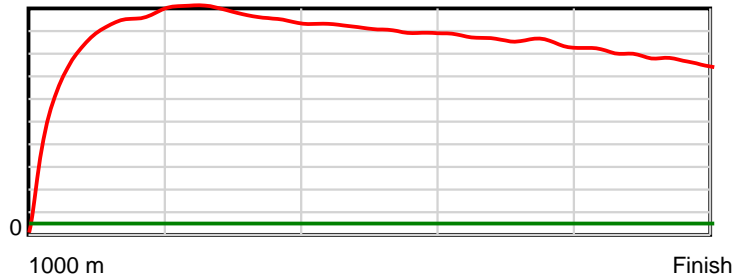
10 m Stride length



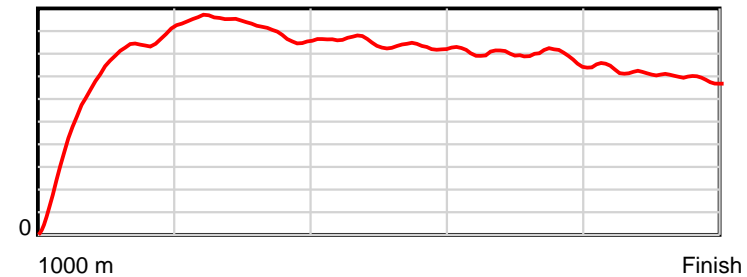
0.6 s Stride duration



20 m/sec Speed



100 % Stride efficiency



Note: Horizontal distance axis grid lines are 200m furlongs.

Disclaimer.

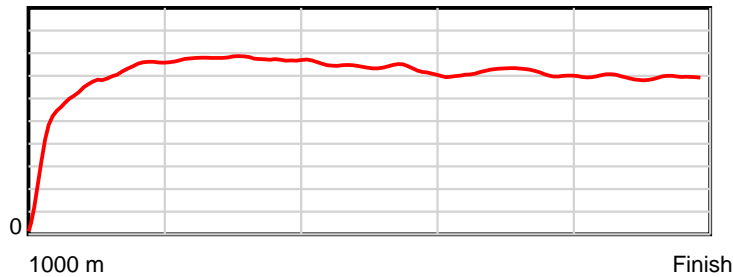
Tasracing Pty Ltd and Thoroughbred Ratings Pty Ltd accepts no responsibility for the completeness or accuracy of any of the information contained herein, and makes no representations about its suitability for any particular purpose. Users should make their own judgements about those matters and/or seek independent advice. You assume all risks associated with use of the data provided on this page.

Race Results

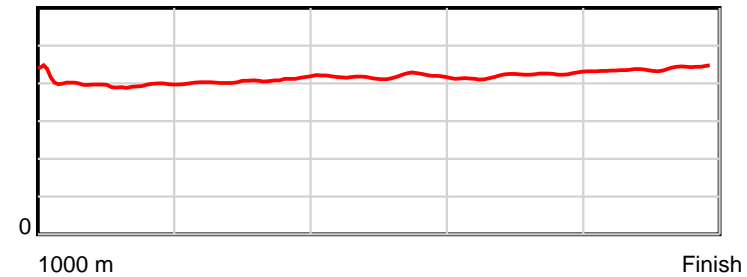
April 21, 2014, Race 3, CL1, Distance 1000m, Spreyton - Offset 0m

Result	TAB no.	Horse (Barrier)	1000 to	800m to	600m to	400m to	200m to	Total or	Margin
4th	3	Rollinginthede... (2)	800m	600m	400m	200m	WP	Average	
		Position in running (margin)	-	6(4.2)	4(3.7)	5(5.0)	4(4.8)		5.40
		Sectional time (s)	13.46	10.38	11.53	11.75	12.61		
		Cumulative time (s)	59.72	46.26	35.89	24.36	12.61	0:59.72	
		Speed (m/s)	14.86	19.27	17.35	17.02	15.86	16.75	
		Stride length (m)	5.96	7.85	7.25	7.17	6.97	6.98	
		Stride duration (s)	0.400	0.407	0.418	0.421	0.439	0.417	
		Stride efficiency (%)	55.58	96.29	82.10	80.39	75.87	76.21	
		Stride count	33.53	25.48	27.59	27.89	28.70	143.19	

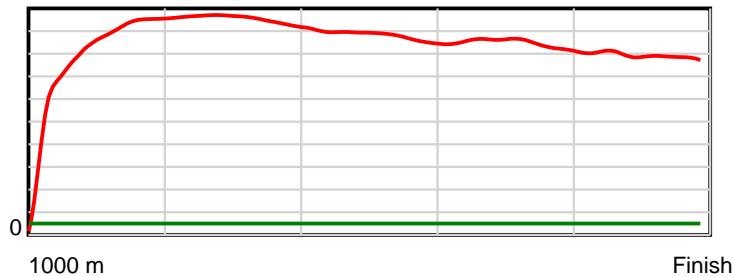
10 m Stride length



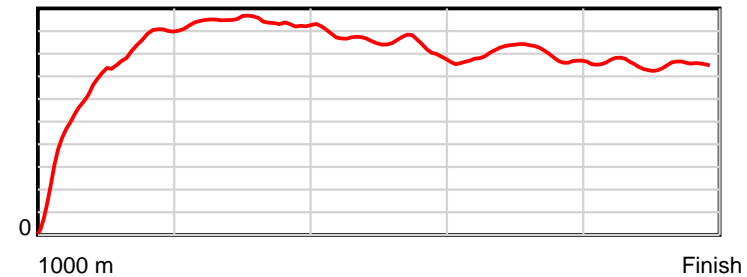
0.6 s Stride duration



20 m/sec Speed



100 % Stride efficiency



Note: Horizontal distance axis grid lines are 200m furlongs.

Disclaimer.

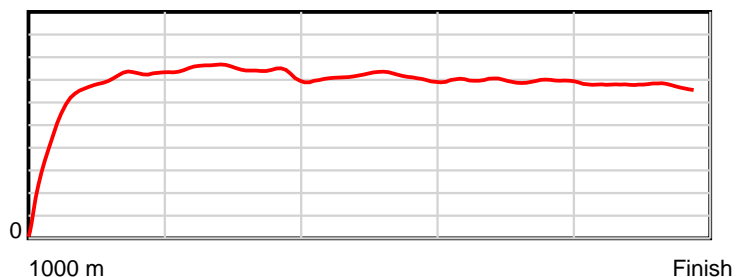
Tasracing Pty Ltd and Thoroughbred Ratings Pty Ltd accepts no responsibility for the completeness or accuracy of any of the information contained herein, and makes no representations about its suitability for any particular purpose. Users should make their own judgements about those matters and/or seek independent advice. You assume all risks associated with use of the data provided on this page.

Race Results

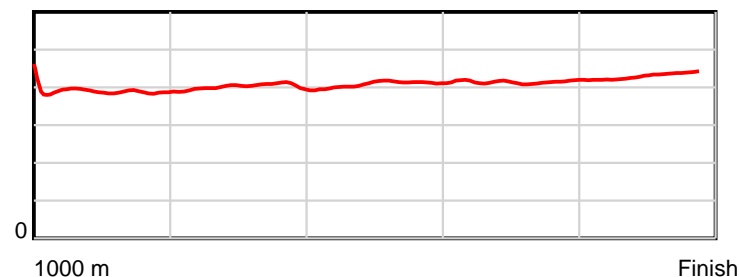
April 21, 2014, Race 3, CL1, Distance 1000m, Spreyton - Offset 0m

Result	TAB no.	Horse (Barrier)	1000 to	800m to	600m to	400m to	200m to	Total or	Margin
5th	8	Sister Quest (4)	800m	600m	400m	200m	WP	Average	
		Position in running (margin)	-	5(4.1)	7(5.9)	7(6.5)	7(6.0)		7.10
		Sectional time (s)	13.49	10.77	11.42	11.69	12.67		
		Cumulative time (s)	60.03	46.54	35.78	24.36	12.67	1:00.03	
		Speed (m/s)	14.83	18.57	17.51	17.11	15.79	16.66	
		Stride length (m)	5.83	7.47	7.14	7.08	6.80	6.81	
		Stride duration (s)	0.394	0.402	0.408	0.413	0.431	0.409	
		Stride efficiency (%)	53.10	87.17	79.65	78.23	72.18	72.51	
		Stride count	34.31	26.78	28.01	28.27	29.43	146.80	

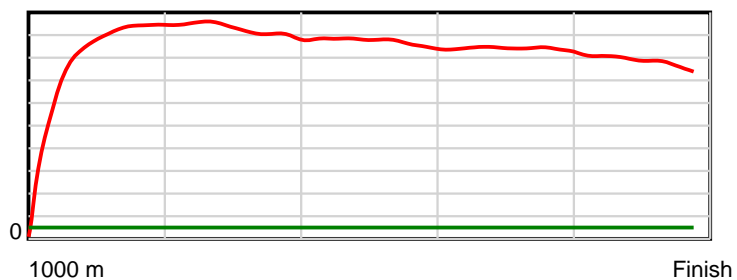
10 m Stride length



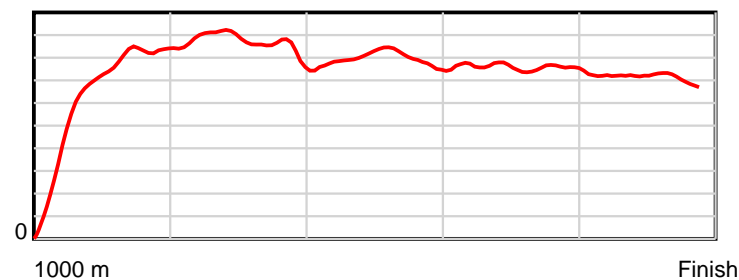
0.6 s Stride duration



20 m/sec Speed



100 % Stride efficiency



Note: Horizontal distance axis grid lines are 200m furlongs.

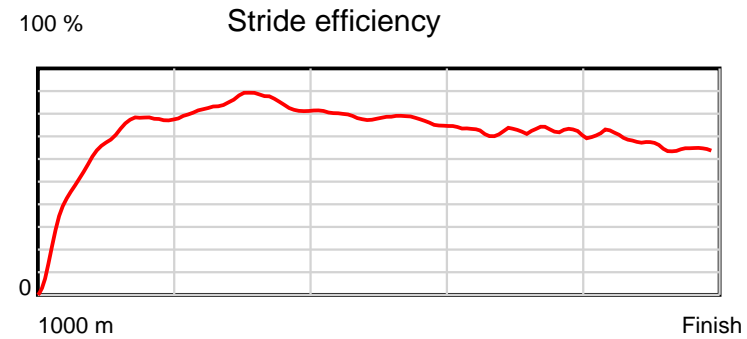
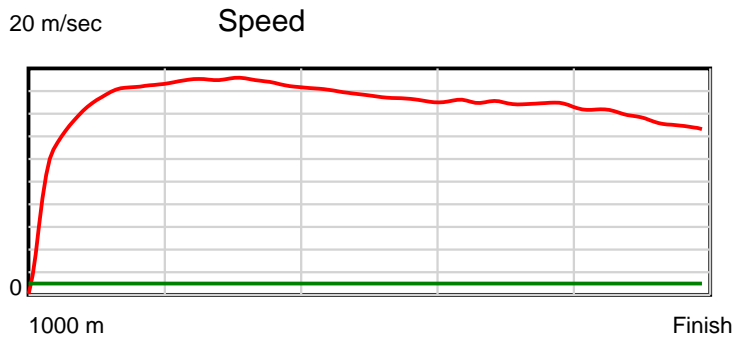
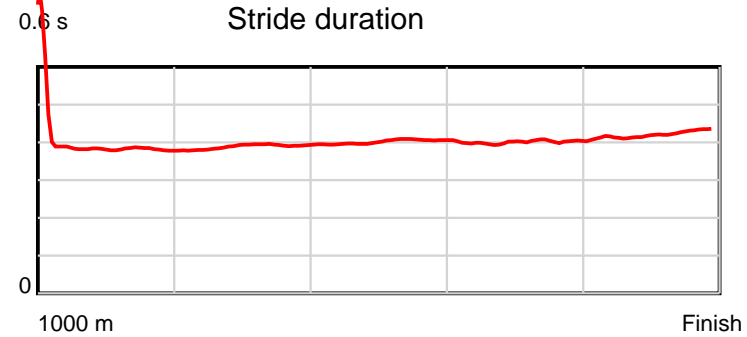
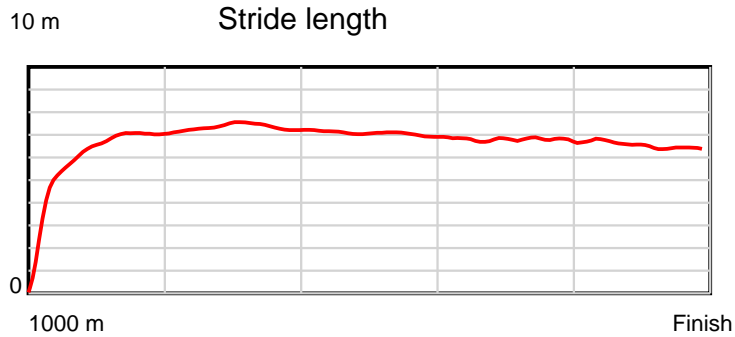
Disclaimer.

Tasracing Pty Ltd and Thoroughbred Ratings Pty Ltd accepts no responsibility for the completeness or accuracy of any of the information contained herein, and makes no representations about its suitability for any particular purpose. Users should make their own judgements about those matters and/or seek independent advice. You assume all risks associated with use of the data provided on this page.

Race Results

April 21, 2014, Race 3, CL1, Distance 1000m, Spreyton - Offset 0m

Result	TAB no.	Horse (Barrier)	1000 to	800m to	600m to	400m to	200m to	Total or	Margin
6th	7	Gotta Have Vib... (3)	800m	600m	400m	200m	WP	Average	
		Position in running (margin)	-	4(4.0)	6(5.0)	6(5.7)	5(5.2)		7.90
		Sectional time (s)	13.61	10.62	11.44	11.69	12.83		
		Cumulative time (s)	60.18	46.57	35.96	24.51	12.83	1:00.17	
		Speed (m/s)	14.70	18.83	17.48	17.11	15.59	16.62	
		Stride length (m)	6.10	7.33	7.03	6.82	6.58	6.74	
		Stride duration (s)	0.408	0.389	0.402	0.399	0.422	0.406	
		Stride efficiency (%)	58.11	83.90	77.19	72.71	67.63	71.08	
		Stride count	32.80	27.29	28.46	29.32	30.40	148.27	



Note: Horizontal distance axis grid lines are 200m furlongs.

Disclaimer.

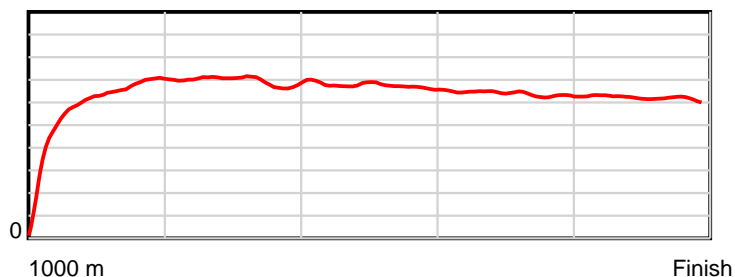
Tasracing Pty Ltd and Thoroughbred Ratings Pty Ltd accepts no responsibility for the completeness or accuracy of any of the information contained herein, and makes no representations about its suitability for any particular purpose. Users should make their own judgements about those matters and/or seek independent advice. You assume all risks associated with use of the data provided on this page.

Race Results

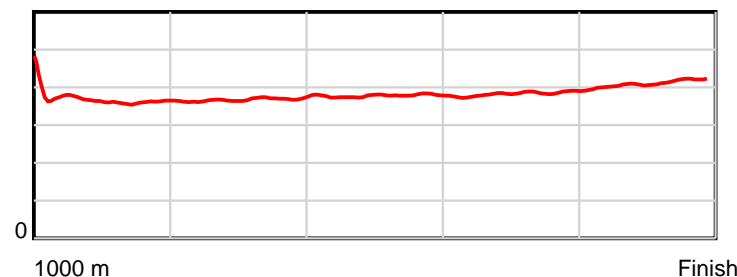
April 21, 2014, Race 3, CL1, Distance 1000m, Spreyton - Offset 0m

Result	TAB no.	Horse (Barrier)	1000 to	800m to	600m to	400m to	200m to	Total or	Margin
7th	4	Court Candel (8)	800m	600m	400m	200m	WP	Average	
		Position in running (margin)	-	3(2.3)	3(3.1)	3(3.8)	6(5.5)		10.70
		Sectional time (s)	13.44	10.58	11.44	12.04	13.20		
		Cumulative time (s)	60.70	47.26	36.68	25.24	13.20	1:00.70	
		Speed (m/s)	14.88	18.90	17.48	16.61	15.15	16.47	
		Stride length (m)	5.62	6.94	6.61	6.36	6.24	6.32	
		Stride duration (s)	0.373	0.367	0.378	0.383	0.412	0.384	
		Stride efficiency (%)	49.34	75.20	68.26	63.15	60.91	62.46	
		Stride count	35.59	28.83	30.26	31.46	32.03	158.17	

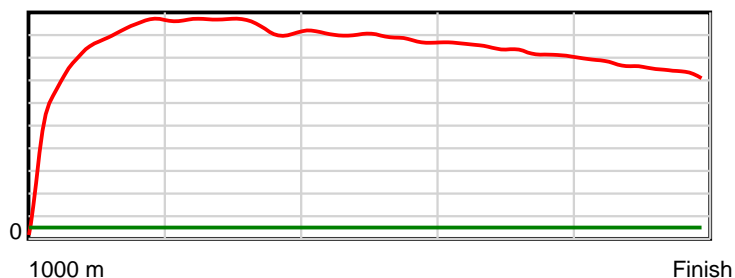
10 m Stride length



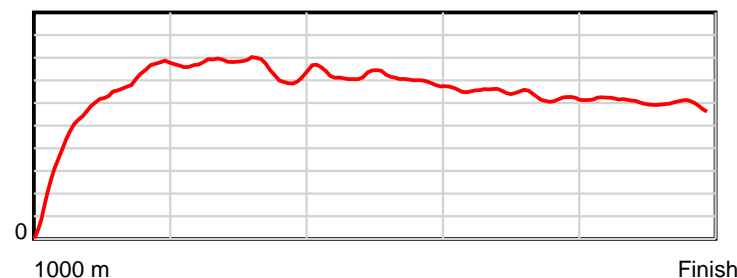
0.6 s Stride duration



20 m/sec Speed



100 % Stride efficiency



Note: Horizontal distance axis grid lines are 200m furlongs.

Disclaimer.

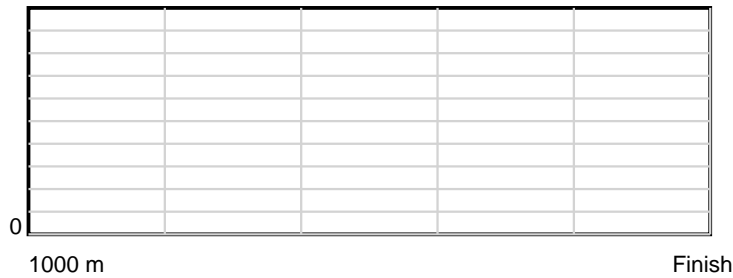
Tasracing Pty Ltd and Thoroughbred Ratings Pty Ltd accepts no responsibility for the completeness or accuracy of any of the information contained herein, and makes no representations about its suitability for any particular purpose. Users should make their own judgements about those matters and/or seek independent advice. You assume all risks associated with use of the data provided on this page.

Race Results


April 21, 2014, Race 3, CL1, Distance 1000m, Spreyton - Offset 0m

Result	TAB no.	Horse (Barrier)	1000 to	800m to	600m to	400m to	200m to	Total or	Margin
8th	5	Vision Touch (7)							
		Position in running (margin)							
		Sectional time (s)							
		Cumulative time (s)							
		Speed (m/s)							
		Stride length (m)							
		Stride duration (s)							
		Stride efficiency (%)							
		Stride count							

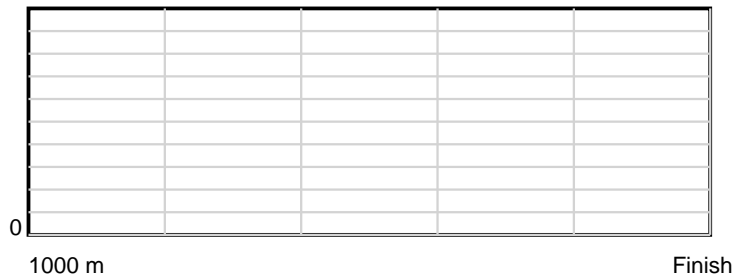
10 m Stride length



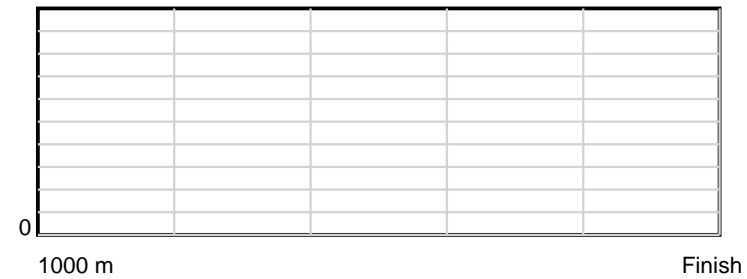
0.6 s Stride duration



20 m/sec Speed



100 % Stride efficiency



Note: Horizontal distance axis grid lines are 200m furlongs.

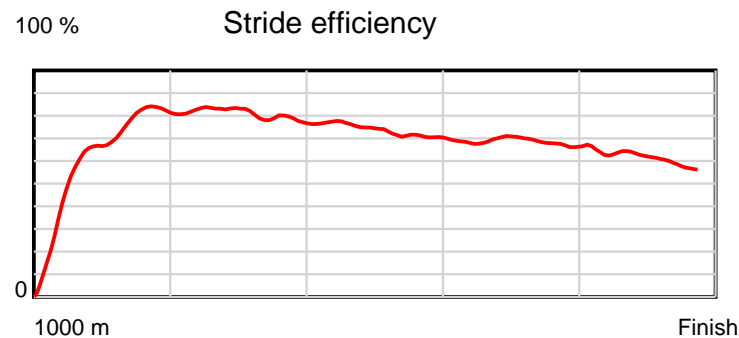
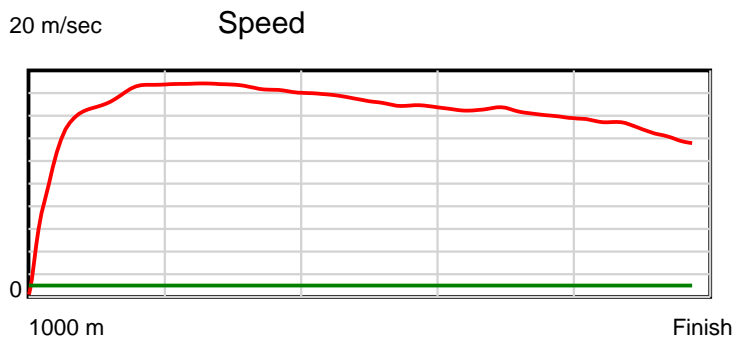
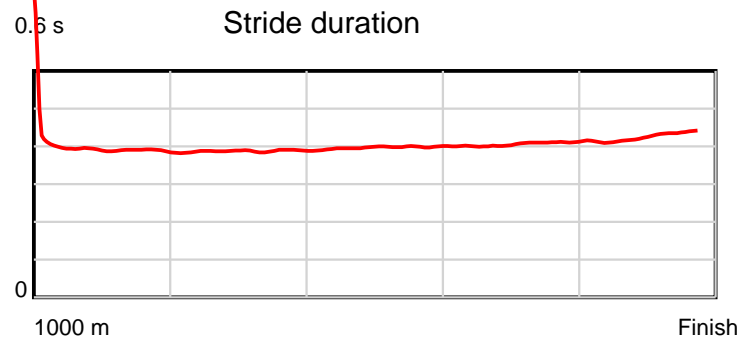
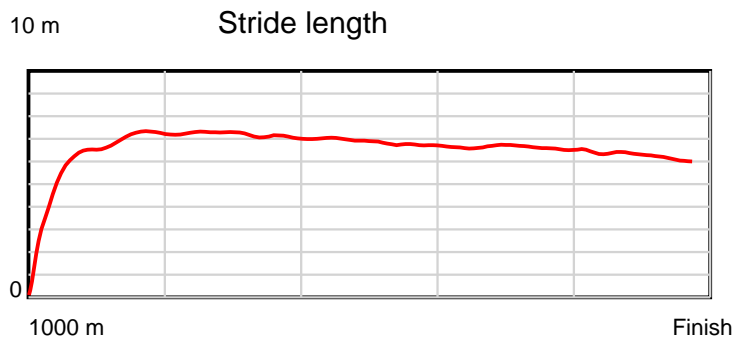
Disclaimer.

Tasracing Pty Ltd and Thoroughbred Ratings Pty Ltd accepts no responsibility for the completeness or accuracy of any of the information contained herein, and makes no representations about its suitability for any particular purpose. Users should make their own judgements about those matters and/or seek independent advice. You assume all risks associated with use of the data provided on this page.

Race Results

April 21, 2014, Race 3, CL1, Distance 1000m, Spreyton - Offset 0m

Result	TAB no.	Horse (Barrier)	1000 to	800m to	600m to	400m to	200m to	Total or	Margin
9th	9	Coastal Rose (9)	800m	600m	400m	200m	WP	Average	
		Position in running (margin)	-	8(5.8)	8(8.1)	8(10.0)	8(11.1)		18.10
		Sectional time (s)	14.26	10.84	11.63	11.96	13.44		
		Cumulative time (s)	62.12	47.86	37.02	25.40	13.44	1:02.11	
		Speed (m/s)	14.02	18.45	17.20	16.72	14.88	16.10	
		Stride length (m)	6.13	7.14	6.81	6.78	6.33	6.62	
		Stride duration (s)	0.420	0.387	0.396	0.405	0.425	0.411	
		Stride efficiency (%)	58.75	79.71	72.54	71.73	62.63	68.45	
		Stride count	32.62	28.00	29.36	29.52	31.59	151.09	



Note: Horizontal distance axis grid lines are 200m furlongs.

Disclaimer.

Tasracing Pty Ltd and Thoroughbred Ratings Pty Ltd accepts no responsibility for the completeness or accuracy of any of the information contained herein, and makes no representations about its suitability for any particular purpose. Users should make their own judgements about those matters and/or seek independent advice. You assume all risks associated with use of the data provided on this page.