



Race Results

Devonport Racing Club, Devonport Synthetic, April 21, 2014

Compilation date: May 5, 2014, 11:24:45 AM (EST)

Copyright © 2014 Tasracing Pty Ltd. All rights reserved.

Trademarks.

StrideMASTER is a registered trademark of Thoroughbred Ratings Pty Ltd.

Disclaimer.

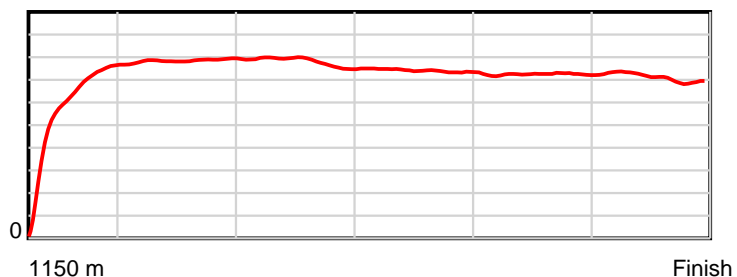
Tasracing Pty Ltd and Thoroughbred Ratings Pty Ltd accepts no responsibility for the completeness or accuracy of any of the information contained herein, and makes no representations about its suitability for any particular purpose. Users should make their own judgements about those matters and/or seek independent advice. You assume all risks associated with use of the data provided on this page.

Race Results

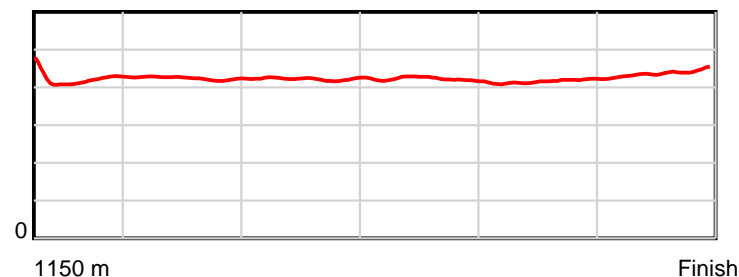
April 21, 2014, Race 6, OPEN HCP, Distance 1150m, Spreyton - Offset 0m

Result	TAB no.	Horse (Barrier)	1150 to	1000m to	800m to	600m to	400m to	200m to	Total or	Margin
1st	6	Minute Repeate... (6)	1000m	800m	600m	400m	200m	WP	Average	
		Position in running (margin)	-	4(2.5)	4(2.7)	4(2.2)	3(1.8)	2(0.6)		0.00
		Sectional time (s)	11.21	10.52	10.81	11.62	11.42	12.28		
		Cumulative time (s)	67.86	56.65	46.14	35.33	23.70	12.28	1:07.86	
		Speed (m/s)	13.38	19.01	18.50	17.21	17.51	16.29	16.95	
		Stride length (m)	5.72	8.07	7.81	7.27	7.27	7.14	7.20	
		Stride duration (s)	0.422	0.424	0.422	0.422	0.415	0.438	0.425	
		Stride efficiency (%)	51.05	101.75	95.30	82.51	82.48	79.59	81.02	
		Stride count	26.24	24.79	25.61	27.52	27.53	28.02	159.71	

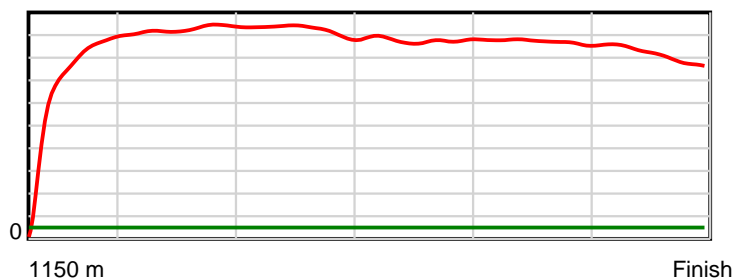
10 m Stride length



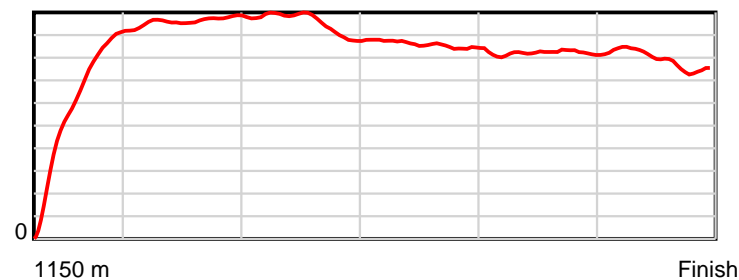
0.6 s Stride duration



20 m/sec Speed



100 % Stride efficiency



Note: Horizontal distance axis grid lines are 200m furlongs.

Disclaimer.

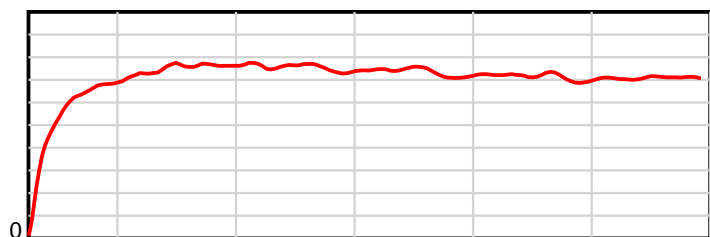
Tasracing Pty Ltd and Thoroughbred Ratings Pty Ltd accepts no responsibility for the completeness or accuracy of any of the information contained herein, and makes no representations about its suitability for any particular purpose. Users should make their own judgements about those matters and/or seek independent advice. You assume all risks associated with use of the data provided on this page.

Race Results

April 21, 2014, Race 6, OPEN HCP, Distance 1150m, Spreyton - Offset 0m

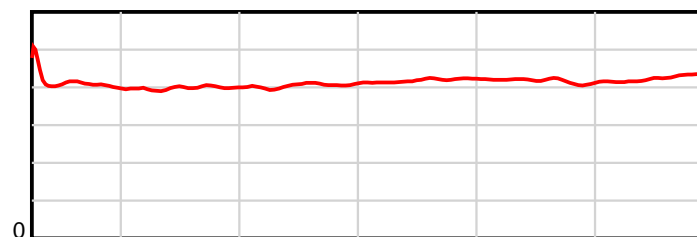
Result	TAB no.	Horse (Barrier)	1150 to	1000m to	800m to	600m to	400m to	200m to	Total or	Margin
2nd	4	Unoaked (4)	1000m	800m	600m	400m	200m	WP	Average	
		Position in running (margin)	-	6(4.0)	5(3.5)	6(3.2)	6(4.8)	5(3.6)		1.10
		Sectional time (s)	11.55	10.40	10.86	11.93	11.43	11.90		
		Cumulative time (s)	68.06	56.51	46.12	35.26	23.33	11.90	1:08.06	
		Speed (m/s)	12.99	19.23	18.42	16.76	17.50	16.81	16.90	
		Stride length (m)	5.53	7.64	7.45	7.02	7.28	7.16	7.01	
		Stride duration (s)	0.420	0.397	0.405	0.419	0.416	0.426	0.415	
		Stride efficiency (%)	47.82	91.20	86.78	76.95	82.89	80.12	76.82	
		Stride count	27.11	26.18	26.84	28.50	27.46	27.93	164.02	

10 m Stride length



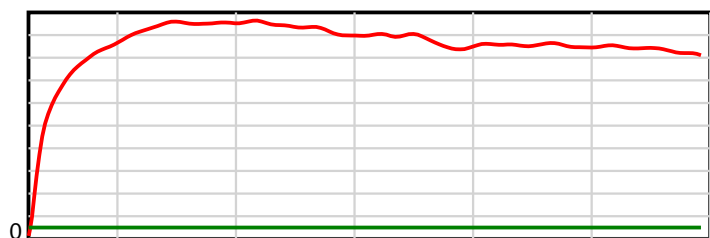
1150 m Finish

0.6 s Stride duration



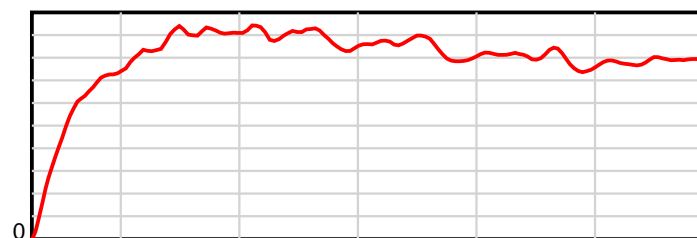
1150 m Finish

20 m/sec Speed



1150 m Finish

100 % Stride efficiency



1150 m Finish

Note: Horizontal distance axis grid lines are 200m furlongs.

Disclaimer.

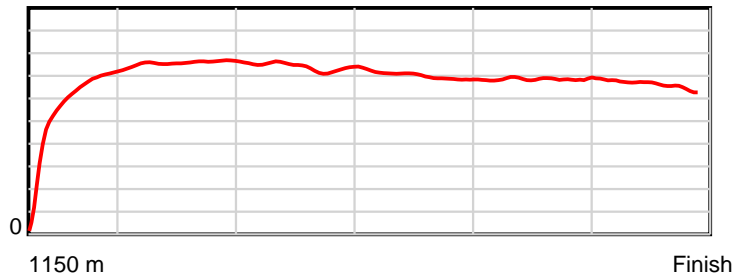
Tasracing Pty Ltd and Thoroughbred Ratings Pty Ltd accepts no responsibility for the completeness or accuracy of any of the information contained herein, and makes no representations about its suitability for any particular purpose. Users should make their own judgements about those matters and/or seek independent advice. You assume all risks associated with use of the data provided on this page.

Race Results

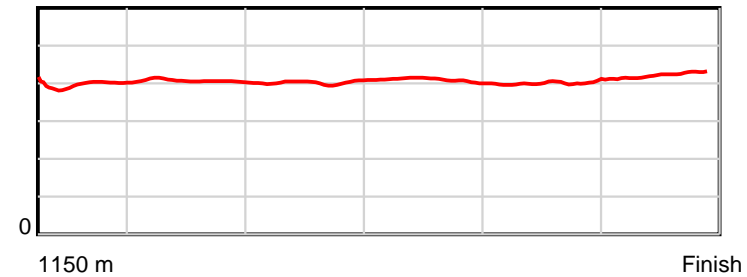
April 21, 2014, Race 6, OPEN HCP, Distance 1150m, Spreyton - Offset 0m

Result	TAB no.	Horse (Barrier)	1150 to	1000m to	800m to	600m to	400m to	200m to	Total or	Margin
3rd	5	Flash Al Moon (2)	1000m	800m	600m	400m	200m	WP	Average	
		Position in running (margin)	-	3(1.8)	3(1.5)	3(1.2)	4(1.8)	4(1.4)		1.70
		Sectional time (s)	10.83	10.44	10.86	11.78	11.55	12.70		
		Cumulative time (s)	68.16	57.33	46.89	36.04	24.25	12.70	1:08.15	
		Speed (m/s)	13.85	19.16	18.42	16.98	17.32	15.75	16.87	
		Stride length (m)	5.26	7.80	7.40	6.95	6.92	6.65	6.81	
		Stride duration (s)	0.389	0.407	0.402	0.409	0.400	0.422	0.403	
		Stride efficiency (%)	43.19	95.13	85.58	75.39	74.86	69.00	72.37	
		Stride count	28.53	25.63	27.03	28.79	28.90	30.10	168.98	

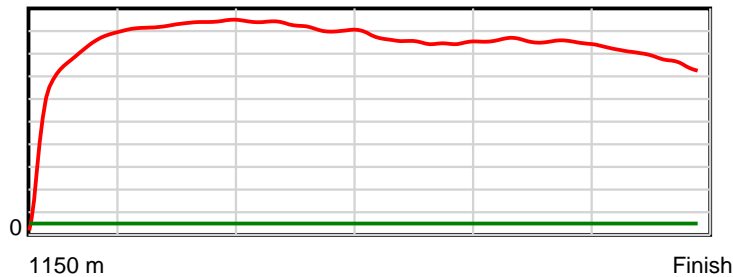
10 m Stride length



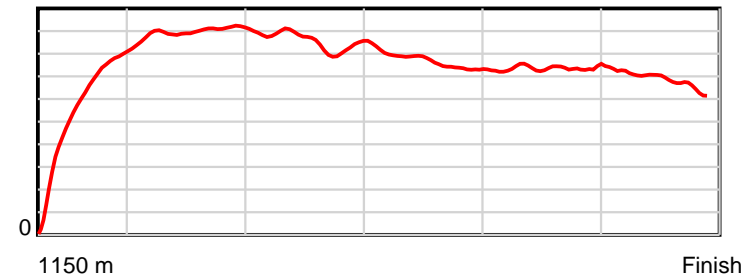
0.6 s Stride duration



20 m/sec Speed



100 % Stride efficiency



Note: Horizontal distance axis grid lines are 200m furlongs.

Disclaimer.

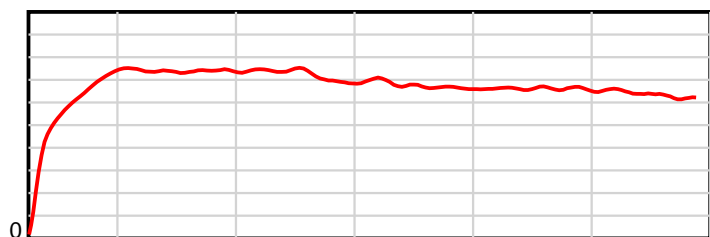
Tasracing Pty Ltd and Thoroughbred Ratings Pty Ltd accepts no responsibility for the completeness or accuracy of any of the information contained herein, and makes no representations about its suitability for any particular purpose. Users should make their own judgements about those matters and/or seek independent advice. You assume all risks associated with use of the data provided on this page.

Race Results

April 21, 2014, Race 6, OPEN HCP, Distance 1150m, Spreyton - Offset 0m

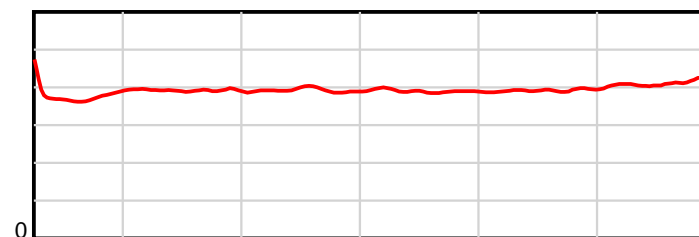
Result	TAB no.	Horse (Barrier)	1150 to	1000m to	800m to	600m to	400m to	200m to	Total or	Margin
4th	1	Punctuate (7)	1000m	800m	600m	400m	200m	WP	Average	
		Position in running (margin)	-	2(1.2)	2(0.4)	2(0.7)	2(0.5)	1(0.0)		2.20
		Sectional time (s)	10.97	10.35	10.97	11.64	11.55	12.79		
		Cumulative time (s)	68.25	57.28	46.94	35.97	24.33	12.79	1:08.25	
		Speed (m/s)	13.67	19.32	18.23	17.18	17.32	15.64	16.85	
		Stride length (m)	5.30	7.58	7.15	6.71	6.77	6.41	6.64	
		Stride duration (s)	0.388	0.392	0.392	0.390	0.391	0.410	0.394	
		Stride efficiency (%)	43.96	89.68	79.79	70.30	71.70	64.27	68.88	
		Stride count	28.28	26.40	27.99	29.82	29.53	31.19	173.21	

10 m Stride length



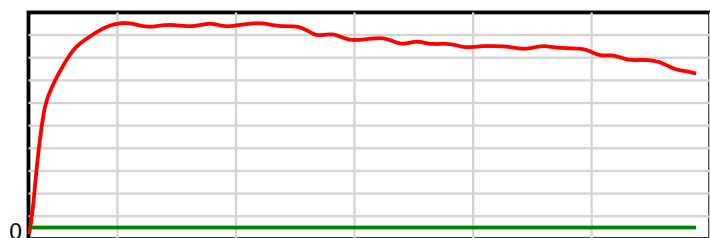
1150 m Finish

0.6 s Stride duration



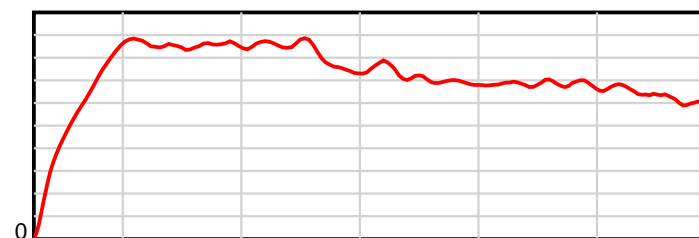
1150 m Finish

20 m/sec Speed



1150 m Finish

100 % Stride efficiency



1150 m Finish

Note: Horizontal distance axis grid lines are 200m furlongs.

Disclaimer.

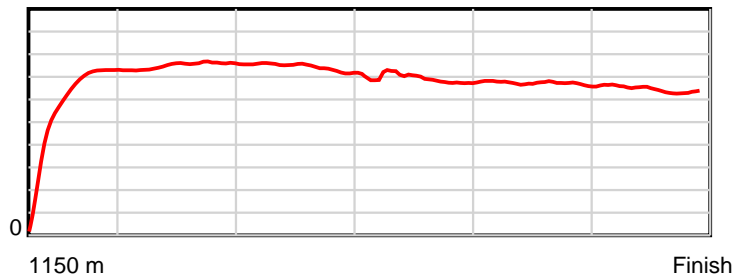
Tasracing Pty Ltd and Thoroughbred Ratings Pty Ltd accepts no responsibility for the completeness or accuracy of any of the information contained herein, and makes no representations about its suitability for any particular purpose. Users should make their own judgements about those matters and/or seek independent advice. You assume all risks associated with use of the data provided on this page.

Race Results

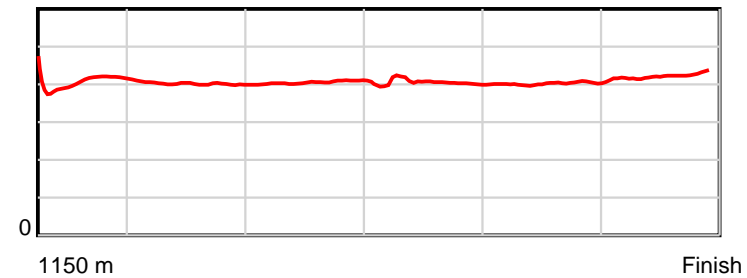
April 21, 2014, Race 6, OPEN HCP, Distance 1150m, Spreyton - Offset 0m

Result	TAB no.	Horse (Barrier)	1150 to	1000m to	800m to	600m to	400m to	200m to	Total or	Margin
5th	3	Jypsiere (5)	1000m	800m	600m	400m	200m	WP	Average	
		Position in running (margin)	-	1(0.0)	1(0.0)	1(0.0)	1(0.0)	3(0.8)		4.50
		Sectional time (s)	10.73	10.48	10.91	11.68	11.76	13.12		
		Cumulative time (s)	68.67	57.94	47.46	36.56	24.88	13.12	1:08.67	
		Speed (m/s)	13.98	19.08	18.33	17.12	17.01	15.24	16.75	
		Stride length (m)	5.66	7.66	7.43	6.79	6.83	6.43	6.79	
		Stride duration (s)	0.407	0.401	0.405	0.396	0.402	0.422	0.405	
		Stride efficiency (%)	50.10	91.75	86.21	72.02	72.95	64.57	72.05	
		Stride count	26.49	26.10	26.93	29.46	29.27	31.11	169.36	

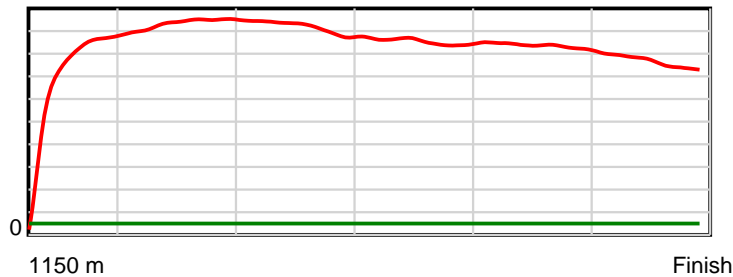
10 m Stride length



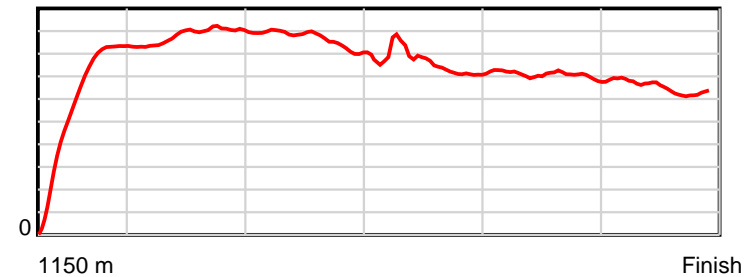
0.6 s Stride duration



20 m/sec Speed



100 % Stride efficiency



Note: Horizontal distance axis grid lines are 200m furlongs.

Disclaimer.

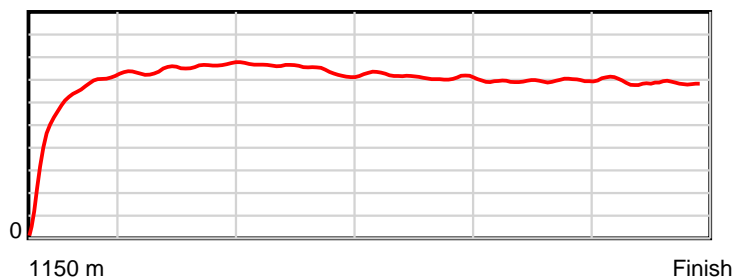
Tasracing Pty Ltd and Thoroughbred Ratings Pty Ltd accepts no responsibility for the completeness or accuracy of any of the information contained herein, and makes no representations about its suitability for any particular purpose. Users should make their own judgements about those matters and/or seek independent advice. You assume all risks associated with use of the data provided on this page.

Race Results

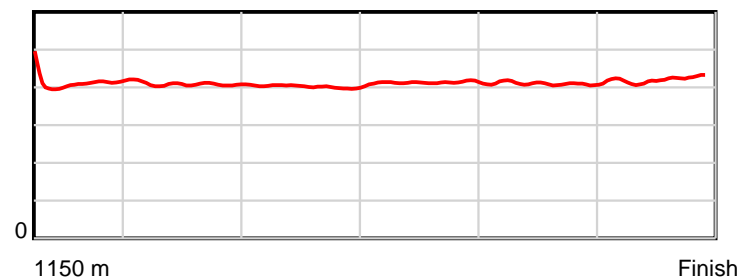
April 21, 2014, Race 6, OPEN HCP, Distance 1150m, Spreyton - Offset 0m

Result	TAB no.	Horse (Barrier)	1150 to	1000m to	800m to	600m to	400m to	200m to	Total or	Margin
6th	2	Just a Beach (1)	1000m	800m	600m	400m	200m	WP	Average	
		Position in running (margin)	-	5(3.2)	6(3.6)	7(4.2)	7(5.5)	7(6.1)		4.70
		Sectional time (s)	11.49	10.55	11.01	11.89	11.72	12.05		
		Cumulative time (s)	68.70	57.21	46.67	35.66	23.77	12.05	1:08.70	
		Speed (m/s)	13.05	18.96	18.17	16.82	17.06	16.60	16.74	
		Stride length (m)	5.57	7.75	7.29	6.95	6.97	7.01	6.92	
		Stride duration (s)	0.420	0.409	0.401	0.413	0.408	0.422	0.413	
		Stride efficiency (%)	48.54	93.90	82.99	75.44	75.89	76.73	74.84	
		Stride count	26.91	25.80	27.44	28.78	28.70	28.54	166.17	

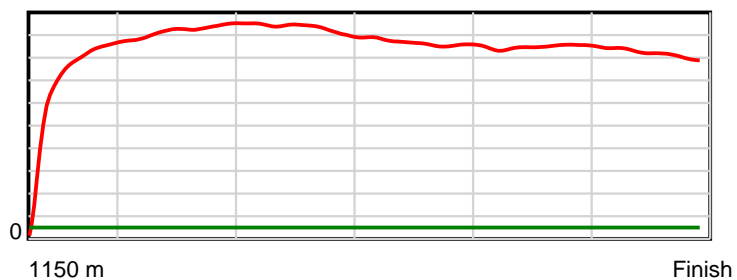
10 m Stride length



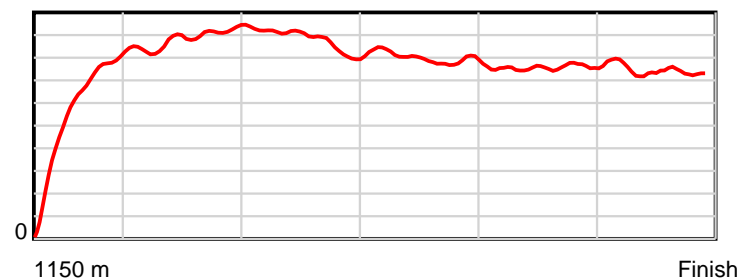
0.6 s Stride duration



20 m/sec Speed



100 % Stride efficiency



Note: Horizontal distance axis grid lines are 200m furlongs.

Disclaimer.

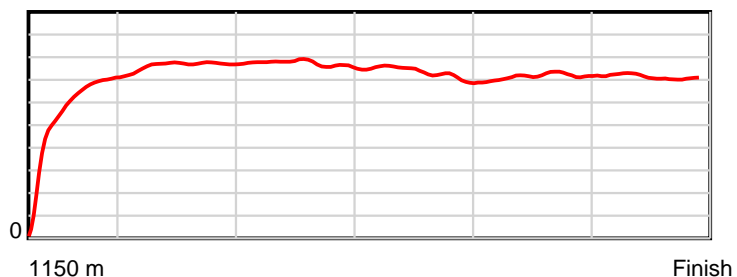
Tasracing Pty Ltd and Thoroughbred Ratings Pty Ltd accepts no responsibility for the completeness or accuracy of any of the information contained herein, and makes no representations about its suitability for any particular purpose. Users should make their own judgements about those matters and/or seek independent advice. You assume all risks associated with use of the data provided on this page.

Race Results

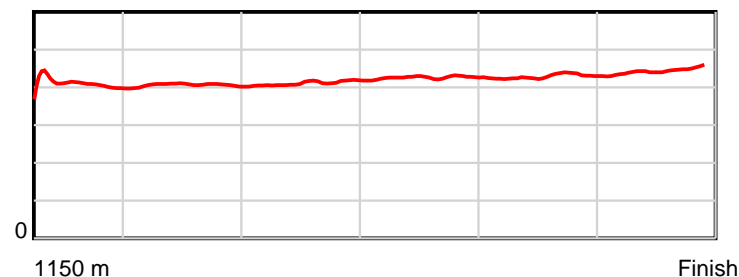
April 21, 2014, Race 6, OPEN HCP, Distance 1150m, Spreyton - Offset 0m

Result	TAB no.	Horse (Barrier)	1150 to	1000m to	800m to	600m to	400m to	200m to	Total or	Margin
7th	7	Ladali (3)	1000m	800m	600m	400m	200m	WP	Average	
		Position in running (margin)	-	7(4.5)	7(3.8)	5(2.8)	5(4.7)	6(5.6)		5.50
		Sectional time (s)	11.64	10.36	10.74	11.99	11.77	12.34		
		Cumulative time (s)	68.85	57.21	46.85	36.10	24.11	12.34	1:08.84	
		Speed (m/s)	12.89	19.31	18.62	16.68	16.99	16.21	16.70	
		Stride length (m)	5.27	7.85	7.66	7.10	7.27	7.22	7.03	
		Stride duration (s)	0.406	0.406	0.411	0.426	0.428	0.445	0.421	
		Stride efficiency (%)	43.39	96.18	91.61	78.73	82.55	81.38	77.32	
		Stride count	28.47	25.49	26.12	28.18	27.52	27.71	163.49	

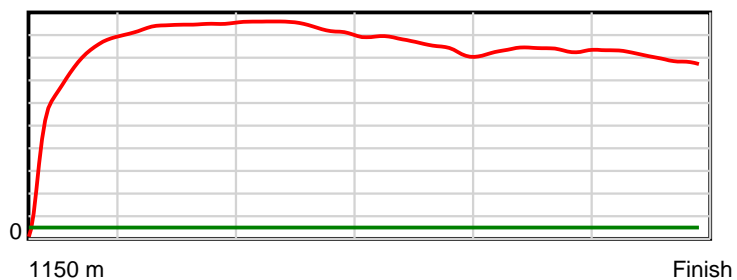
10 m Stride length



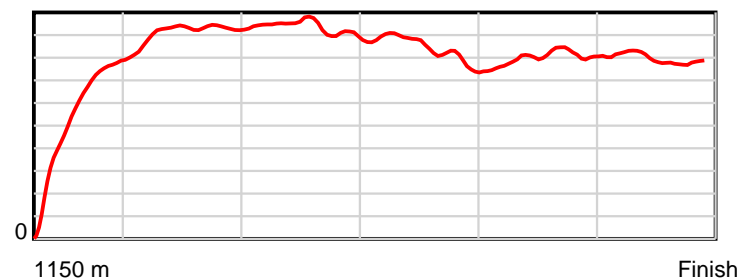
0.6 s Stride duration



20 m/sec Speed



100 % Stride efficiency



Note: Horizontal distance axis grid lines are 200m furlongs.

Disclaimer.

Tasracing Pty Ltd and Thoroughbred Ratings Pty Ltd accepts no responsibility for the completeness or accuracy of any of the information contained herein, and makes no representations about its suitability for any particular purpose. Users should make their own judgements about those matters and/or seek independent advice. You assume all risks associated with use of the data provided on this page.