



## Race Results

Tasmanian Racing Club, Hobart, April 26, 2014

Compilation date: May 5, 2014, 11:36:19 AM (EST)

Copyright © 2014 Tasracing Pty Ltd. All rights reserved.

### Trademarks.

StrideMASTER is a registered trademark of Thoroughbred Ratings Pty Ltd.

### Disclaimer.

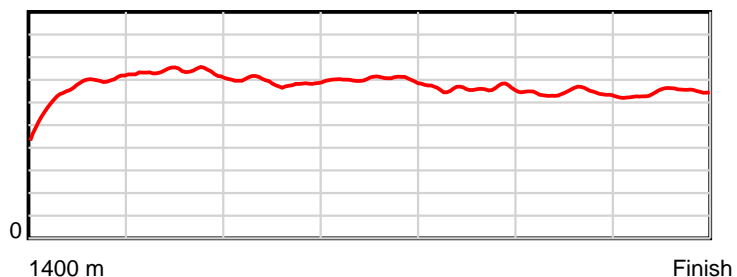
Tasracing Pty Ltd and Thoroughbred Ratings Pty Ltd accepts no responsibility for the completeness or accuracy of any of the information contained herein, and makes no representations about its suitability for any particular purpose. Users should make their own judgements about those matters and/or seek independent advice. You assume all risks associated with use of the data provided on this page.

# Race Results

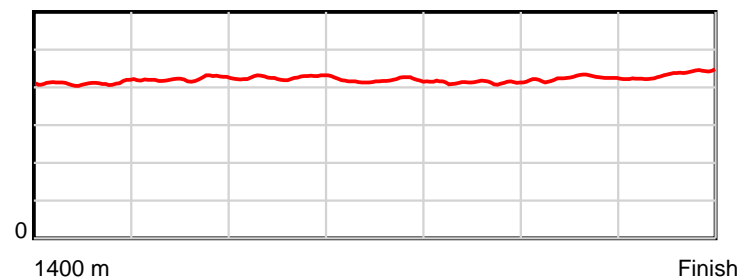
April 26, 2014, Race 10, BM68, Distance 1400m, Elwick Course Proper - Offset 6m

Result	TAB no.	Horse (Barrier)	1400 to	1200m to	1000m to	800m to	600m to	400m to	200m to	Total or	Margin
1st	4	Date And Sign (9)	1200m	1000m	800m	600m	400m	200m	WP	Average	
		Position in running (margin)	-	5(0.0)	4(0.0)	4(0.0)	4(0.0)	5(0.0)	7(0.0)		0.00
		Sectional time (s)	16.89	11.45	12.35	11.98	12.63	13.36	13.40		
		Cumulative time (s)	92.06	75.17	63.72	51.37	39.40	26.76	13.40	1:32.06	
		Speed (m/s)	11.84	17.47	16.19	16.69	15.84	14.97	14.93	15.21	
		Stride length (m)	5.01	7.36	6.90	6.96	6.53	6.35	6.52	6.43	
		Stride duration (s)	0.414	0.421	0.426	0.417	0.413	0.424	0.437	0.423	
		Stride efficiency (%)	39.25	84.55	74.40	75.78	66.64	63.03	66.35	64.68	
		Stride count	39.90	27.19	28.98	28.72	30.63	31.49	30.69	217.60	

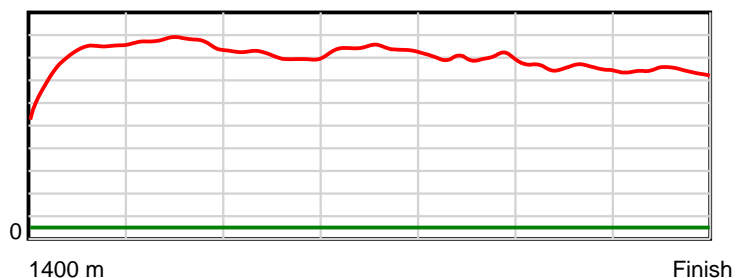
10 m Stride length



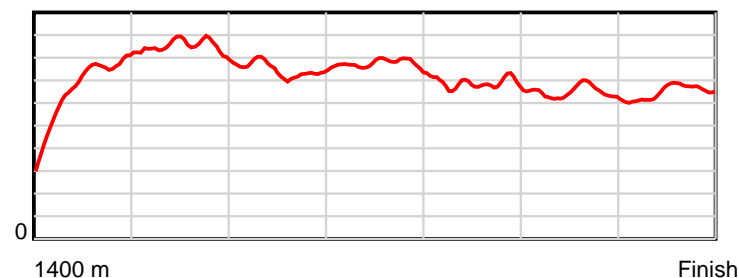
0.6 s Stride duration



20 m/sec Speed



100 % Stride efficiency



Note: Horizontal distance axis grid lines are 200m furlongs.

## Disclaimer.

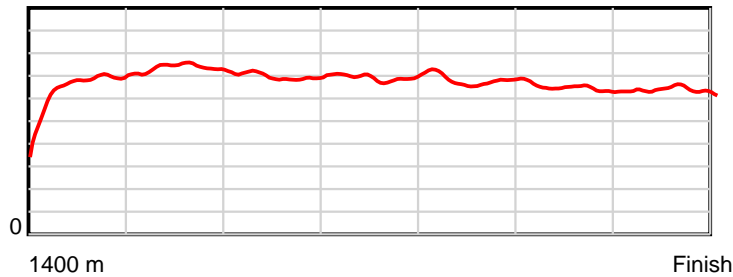
Tasracing Pty Ltd and Thoroughbred Ratings Pty Ltd accepts no responsibility for the completeness or accuracy of any of the information contained herein, and makes no representations about its suitability for any particular purpose. Users should make their own judgements about those matters and/or seek independent advice. You assume all risks associated with use of the data provided on this page.

# Race Results

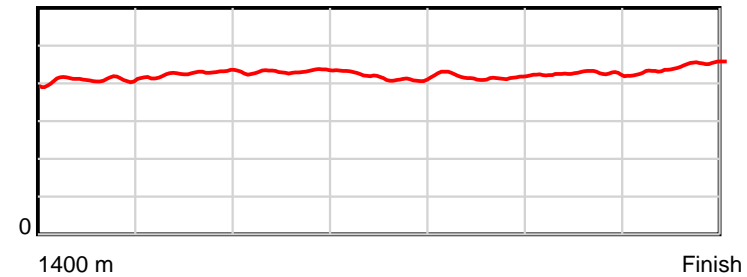
April 26, 2014, Race 10, BM68, Distance 1400m, Elwick Course Proper - Offset 6m

Result	TAB no.	Horse (Barrier)	1400 to	1200m to	1000m to	800m to	600m to	400m to	200m to	Total or	Margin
2nd	1	<b>Westering Home (2)</b>	<b>1200m</b>	<b>1000m</b>	<b>800m</b>	<b>600m</b>	<b>400m</b>	<b>200m</b>	<b>WP</b>	<b>Average</b>	
		Position in running (margin)	-	3(0.0)	3(0.0)	3(0.0)	3(0.0)	3(0.0)	8(0.0)		2.80
		Sectional time (s)	16.19	11.53	12.41	12.18	12.73	13.71	13.87		
		Cumulative time (s)	92.62	76.43	64.90	52.49	40.31	27.58	13.87	1:32.62	
		Speed (m/s)	12.36	17.35	16.12	16.42	15.71	14.59	14.42	15.12	
		Stride length (m)	5.15	7.40	6.94	6.83	6.55	6.21	6.43	6.43	
		Stride duration (s)	0.410	0.427	0.431	0.416	0.417	0.426	0.446	0.425	
		Stride efficiency (%)	41.43	85.68	75.23	72.83	67.10	60.20	64.55	64.55	
		Stride count	38.84	27.01	28.82	29.30	30.52	32.22	31.12	217.83	

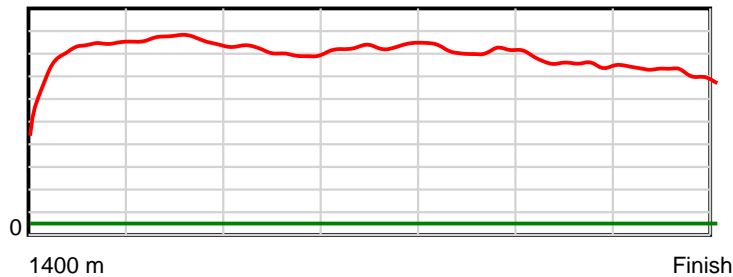
10 m Stride length



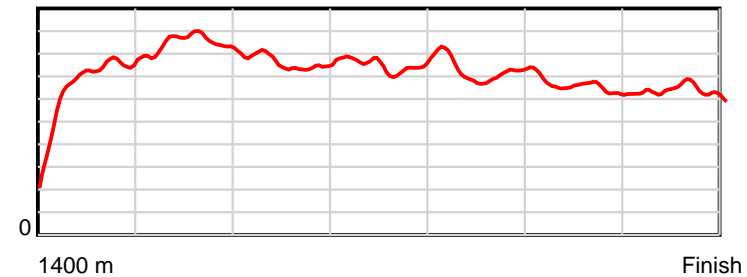
0.6 s Stride duration



20 m/sec Speed



100 % Stride efficiency



Note: Horizontal distance axis grid lines are 200m furlongs.

**Disclaimer.**

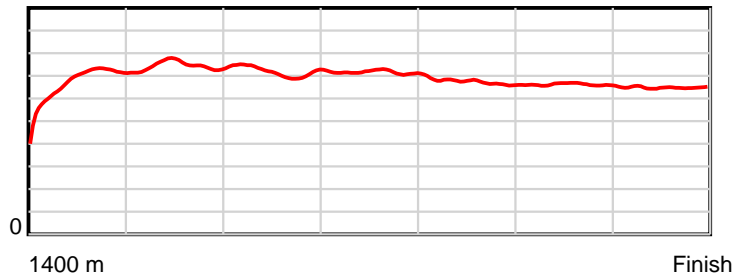
Tasracing Pty Ltd and Thoroughbred Ratings Pty Ltd accepts no responsibility for the completeness or accuracy of any of the information contained herein, and makes no representations about its suitability for any particular purpose. Users should make their own judgements about those matters and/or seek independent advice. You assume all risks associated with use of the data provided on this page.

# Race Results

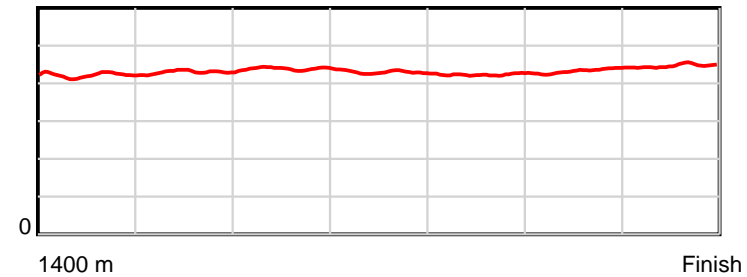
April 26, 2014, Race 10, BM68, Distance 1400m, Elwick Course Proper - Offset 6m

Result	TAB no.	Horse (Barrier)	1400 to	1200m to	1000m to	800m to	600m to	400m to	200m to	Total or	Margin
3rd	11	Status Seeker (4)	1200m	1000m	800m	600m	400m	200m	WP	Average	
		Position in running (margin)	-	10(0.0)	10(0.0)	7(0.0)	7(0.0)	7(0.0)	3(0.0)		3.30
		Sectional time (s)	17.98	11.46	12.16	12.41	12.15	12.76	13.80		
		Cumulative time (s)	92.72	74.74	63.28	51.12	38.70	26.56	13.80	1:32.72	
		Speed (m/s)	11.13	17.45	16.45	16.12	16.46	15.67	14.49	15.10	
		Stride length (m)	5.32	7.51	7.21	6.92	6.96	6.79	6.47	6.67	
		Stride duration (s)	0.455	0.430	0.439	0.429	0.423	0.433	0.447	0.442	
		Stride efficiency (%)	44.30	88.12	81.26	74.79	75.72	71.95	65.45	69.48	
		Stride count	37.57	26.63	27.74	28.91	28.73	29.47	30.90	209.95	

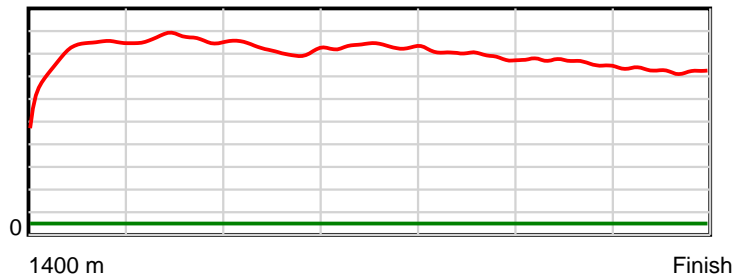
10 m Stride length



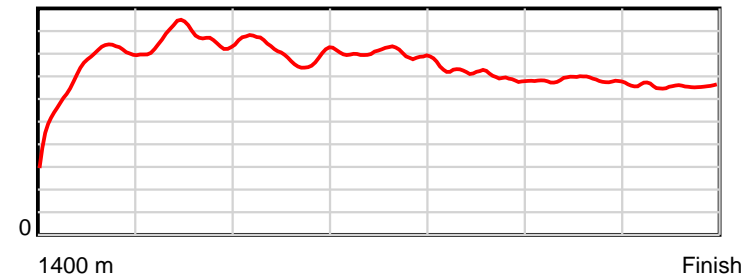
0.6 s Stride duration



20 m/sec Speed



100 % Stride efficiency



Note: Horizontal distance axis grid lines are 200m furlongs.

## Disclaimer.

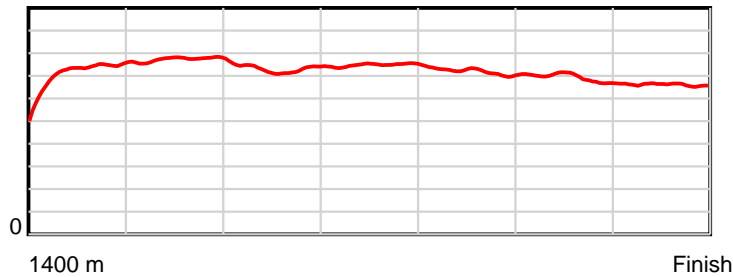
Tasracing Pty Ltd and Thoroughbred Ratings Pty Ltd accepts no responsibility for the completeness or accuracy of any of the information contained herein, and makes no representations about its suitability for any particular purpose. Users should make their own judgements about those matters and/or seek independent advice. You assume all risks associated with use of the data provided on this page.

# Race Results

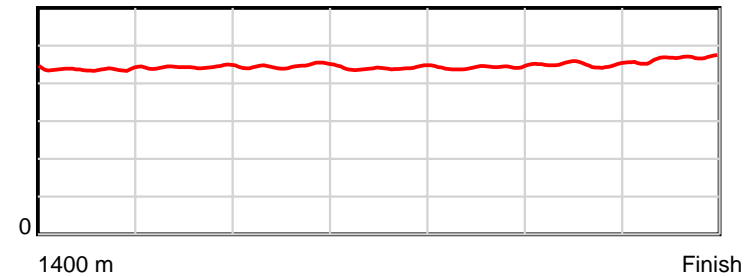
April 26, 2014, Race 10, BM68, Distance 1400m, Elwick Course Proper - Offset 6m

Result	TAB no.	Horse (Barrier)	1400 to	1200m to	1000m to	800m to	600m to	400m to	200m to	Total or	Margin
4th	6	Fuming (5)	1200m	1000m	800m	600m	400m	200m	WP	Average	
		Position in running (margin)	-	6(0.0)	6(0.0)	6(0.0)	5(0.0)	2(0.0)	2(0.0)		5.10
		Sectional time (s)	18.04	11.67	12.35	12.28	11.63	12.82	14.29		
		Cumulative time (s)	93.08	75.04	63.36	51.02	38.74	27.11	14.29	1:33.08	
		Speed (m/s)	11.09	17.14	16.19	16.29	17.20	15.60	14.00	15.04	
		Stride length (m)	5.58	7.59	7.23	7.17	7.59	7.01	6.51	6.89	
		Stride duration (s)	0.461	0.443	0.446	0.440	0.442	0.450	0.465	0.458	
		Stride efficiency (%)	48.61	90.04	81.71	80.25	90.14	76.88	66.29	74.08	
		Stride count	35.86	26.35	27.66	27.91	26.33	28.51	30.71	203.33	

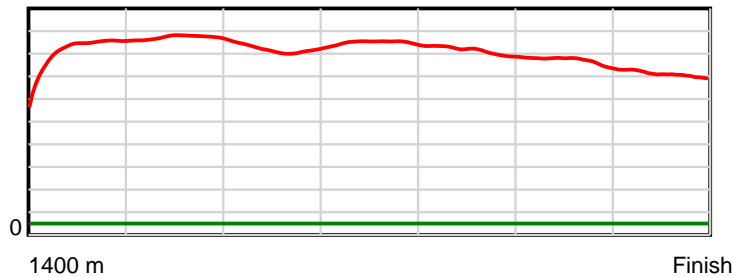
10 m Stride length



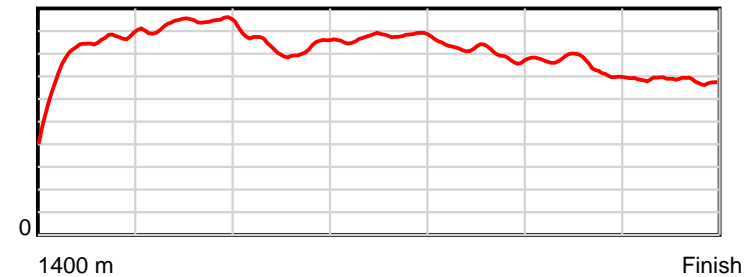
0.6 s Stride duration



20 m/sec Speed



100 % Stride efficiency



Note: Horizontal distance axis grid lines are 200m furlongs.

## Disclaimer.

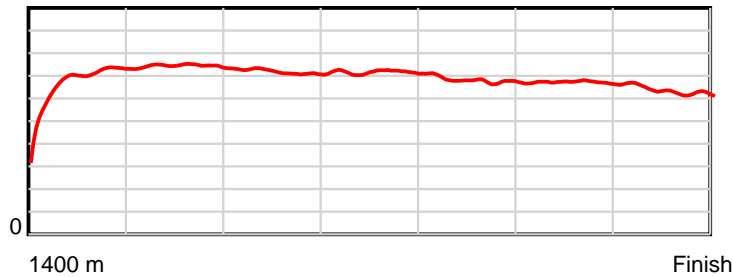
Tasracing Pty Ltd and Thoroughbred Ratings Pty Ltd accepts no responsibility for the completeness or accuracy of any of the information contained herein, and makes no representations about its suitability for any particular purpose. Users should make their own judgements about those matters and/or seek independent advice. You assume all risks associated with use of the data provided on this page.

# Race Results

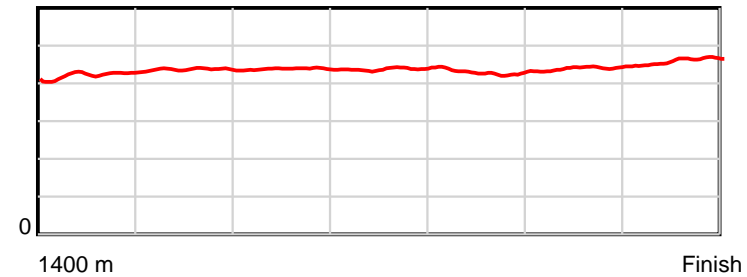
April 26, 2014, Race 10, BM68, Distance 1400m, Elwick Course Proper - Offset 6m

Result	TAB no.	Horse (Barrier)	1400 to	1200m to	1000m to	800m to	600m to	400m to	200m to	Total or	Margin
5th	7	Josies Gee Gee (3)	1200m	1000m	800m	600m	400m	200m	WP	Average	
		Position in running (margin)	-	2(0.0)	2(0.0)	2(0.0)	2(0.0)	4(0.0)	4(0.0)		5.30
		Sectional time (s)	16.10	11.58	12.28	12.28	13.01	13.36	14.52		
		Cumulative time (s)	93.12	77.02	65.44	53.17	40.88	27.88	14.52	1:33.12	
		Speed (m/s)	12.42	17.27	16.29	16.29	15.37	14.97	13.77	15.03	
		Stride length (m)	5.42	7.55	7.13	7.12	6.60	6.58	6.33	6.61	
		Stride duration (s)	0.428	0.437	0.438	0.437	0.429	0.440	0.460	0.440	
		Stride efficiency (%)	45.94	89.08	79.54	79.16	68.06	67.74	62.63	68.29	
		Stride count	36.89	26.49	28.03	28.10	30.30	30.38	31.59	211.78	

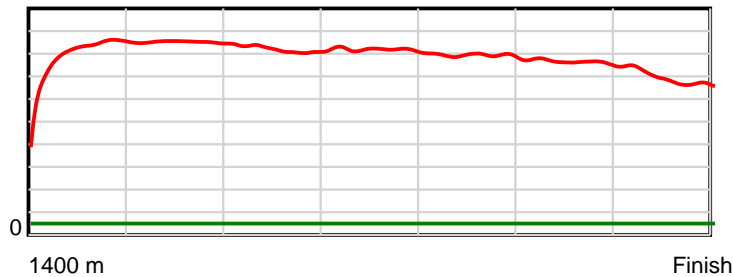
10 m Stride length



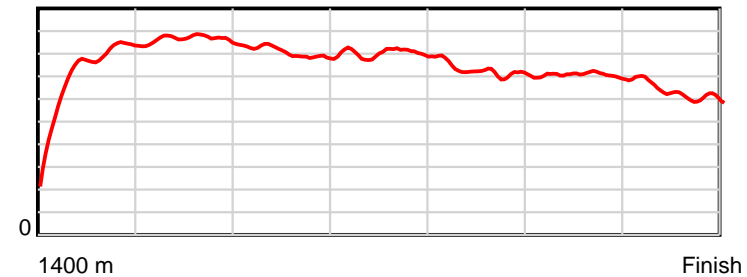
0.6 s Stride duration



20 m/sec Speed



100 % Stride efficiency



Note: Horizontal distance axis grid lines are 200m furlongs.

## Disclaimer.

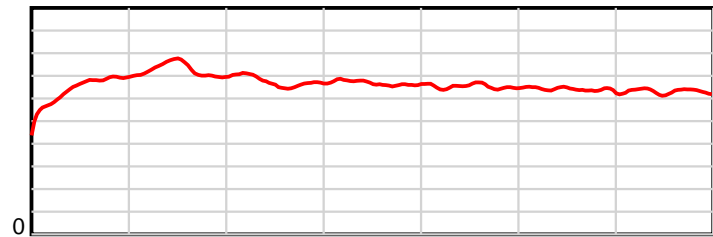
Tasracing Pty Ltd and Thoroughbred Ratings Pty Ltd accepts no responsibility for the completeness or accuracy of any of the information contained herein, and makes no representations about its suitability for any particular purpose. Users should make their own judgements about those matters and/or seek independent advice. You assume all risks associated with use of the data provided on this page.

# Race Results

April 26, 2014, Race 10, BM68, Distance 1400m, Elwick Course Proper - Offset 6m

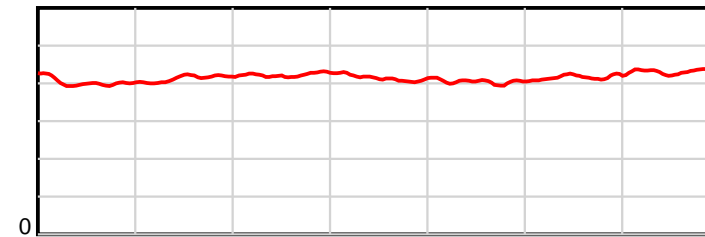
Result	TAB no.	Horse (Barrier)	1400 to	1200m to	1000m to	800m to	600m to	400m to	200m to	Total or	Margin
6th	14	<b>Gee Gee's Lass (10)</b>	<b>1200m</b>	<b>1000m</b>	<b>800m</b>	<b>600m</b>	<b>400m</b>	<b>200m</b>	<b>WP</b>	<b>Average</b>	
		Position in running (margin)	-	9(0.0)	8(0.0)	11(0.0)	11(0.0)	10(0.0)	10(0.0)		6.10
		Sectional time (s)	17.95	11.43	12.69	12.69	11.95	12.95	13.62		
		Cumulative time (s)	93.28	75.33	63.90	51.21	38.52	26.57	13.62	1:33.28	
		Speed (m/s)	11.14	17.50	15.76	15.76	16.74	15.44	14.68	15.01	
		Stride length (m)	4.94	7.23	6.64	6.50	6.74	6.42	6.35	6.33	
		Stride duration (s)	0.417	0.413	0.421	0.413	0.403	0.416	0.433	0.422	
		Stride efficiency (%)	38.20	81.69	68.95	66.08	71.08	64.38	63.08	62.56	
		Stride count	40.45	27.66	30.11	30.76	29.65	31.16	31.48	221.27	

10 m Stride length



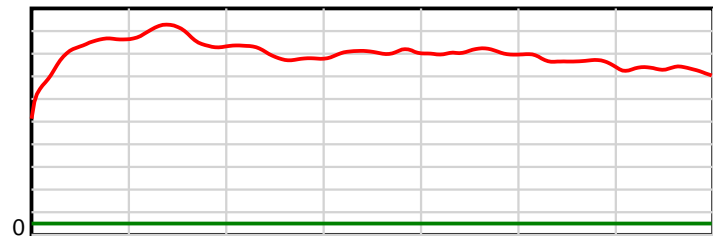
1400 m Finish

0.6 s Stride duration



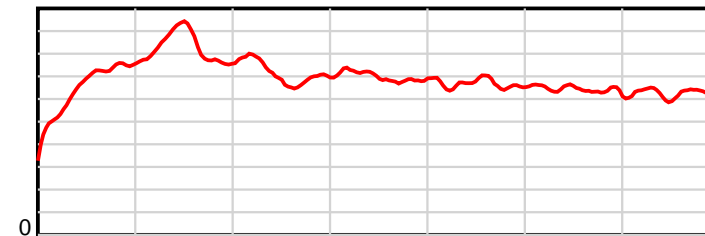
1400 m Finish

20 m/sec Speed



1400 m Finish

100 % Stride efficiency



1400 m Finish

Note: Horizontal distance axis grid lines are 200m furlongs.

## Disclaimer.

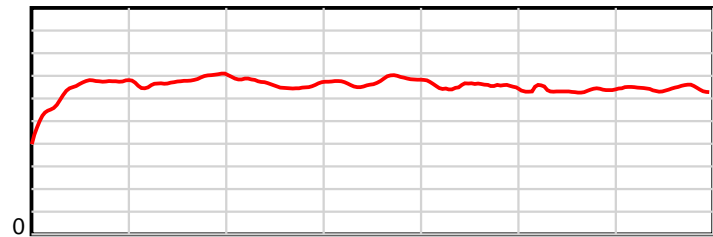
Tasracing Pty Ltd and Thoroughbred Ratings Pty Ltd accepts no responsibility for the completeness or accuracy of any of the information contained herein, and makes no representations about its suitability for any particular purpose. Users should make their own judgements about those matters and/or seek independent advice. You assume all risks associated with use of the data provided on this page.

# Race Results

April 26, 2014, Race 10, BM68, Distance 1400m, Elwick Course Proper - Offset 6m

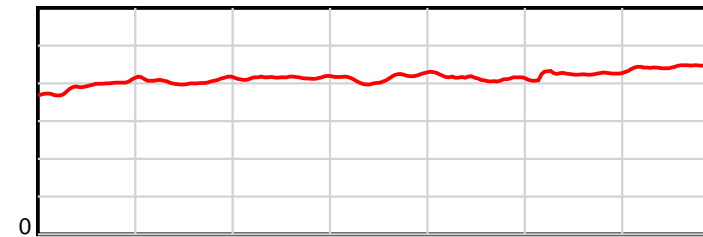
Result	TAB no.	Horse (Barrier)	1400 to	1200m to	1000m to	800m to	600m to	400m to	200m to	Total or	Margin
7th	10	<b>Serpents View (1)</b>	<b>1200m</b>	<b>1000m</b>	<b>800m</b>	<b>600m</b>	<b>400m</b>	<b>200m</b>	<b>WP</b>	<b>Average</b>	
		Position in running (margin)	-	4(0.0)	5(0.0)	5(0.0)	6(0.0)	8(0.0)	9(0.0)		8.40
		Sectional time (s)	17.80	11.67	12.40	12.39	12.41	13.13	13.95		
		Cumulative time (s)	93.75	75.95	64.28	51.88	39.49	27.08	13.95	1:33.75	
		Speed (m/s)	11.24	17.14	16.13	16.14	16.12	15.23	14.34	14.93	
		Stride length (m)	4.68	6.95	6.69	6.70	6.63	6.36	6.39	6.25	
		Stride duration (s)	0.391	0.405	0.415	0.415	0.411	0.417	0.446	0.418	
		Stride efficiency (%)	34.23	75.45	70.03	70.24	68.60	63.18	63.79	60.95	
		Stride count	42.73	28.78	29.88	29.83	30.19	31.45	31.30	224.16	

10 m Stride length



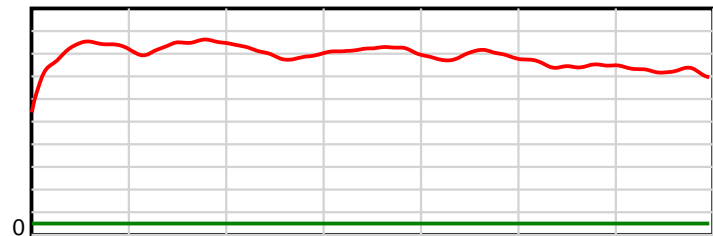
1400 m Finish

0.6 s Stride duration



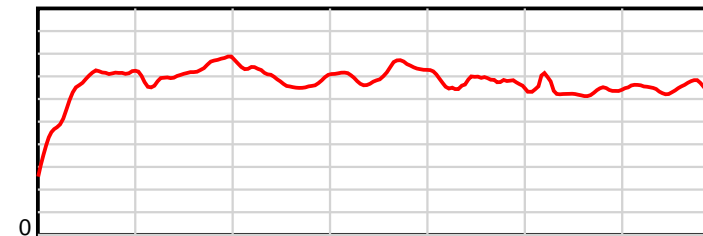
1400 m Finish

20 m/sec Speed



1400 m Finish

100 % Stride efficiency



1400 m Finish

Note: Horizontal distance axis grid lines are 200m furlongs.

## Disclaimer.

Tasracing Pty Ltd and Thoroughbred Ratings Pty Ltd accepts no responsibility for the completeness or accuracy of any of the information contained herein, and makes no representations about its suitability for any particular purpose. Users should make their own judgements about those matters and/or seek independent advice. You assume all risks associated with use of the data provided on this page.

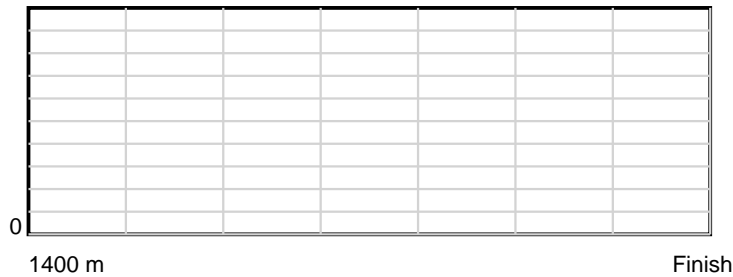


# Race Results


April 26, 2014, Race 10, BM68, Distance 1400m, Elwick Course Proper - Offset 6m

Result	TAB no.	Horse (Barrier)	1400 to	1200m to	1000m to	800m to	600m to	400m to	200m to	Total or	Margin
8th	12	<b>Stacy Ann (6)</b>									
		Position in running (margin)									
		Sectional time (s)									
		Cumulative time (s)									
		Speed (m/s)									
		Stride length (m)									
		Stride duration (s)									
		Stride efficiency (%)									
		Stride count									

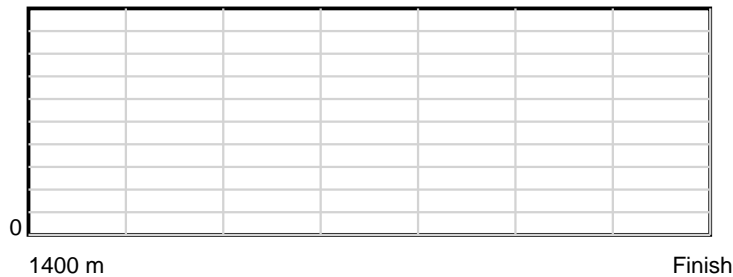
10 m Stride length



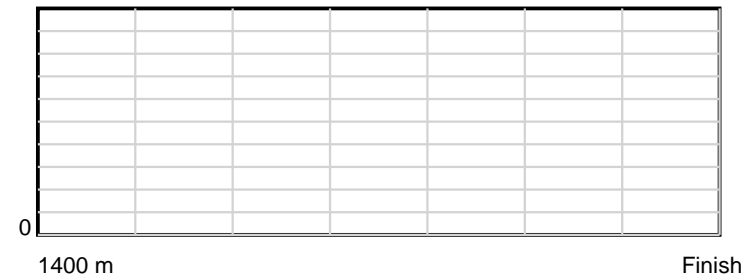
0.6 s Stride duration



20 m/sec Speed



100 % Stride efficiency



Note: Horizontal distance axis grid lines are 200m furlongs.

**Disclaimer.**

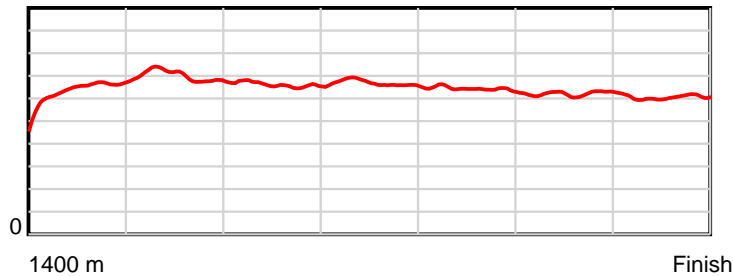
Tasracing Pty Ltd and Thoroughbred Ratings Pty Ltd accepts no responsibility for the completeness or accuracy of any of the information contained herein, and makes no representations about its suitability for any particular purpose. Users should make their own judgements about those matters and/or seek independent advice. You assume all risks associated with use of the data provided on this page.

# Race Results

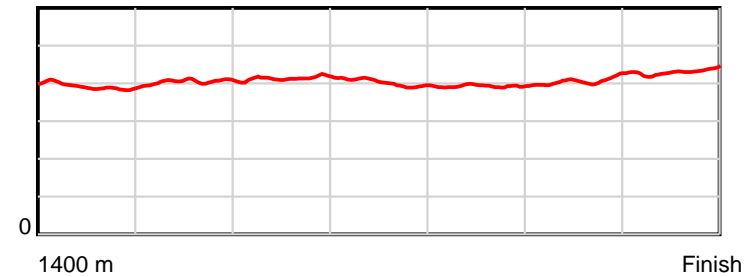
April 26, 2014, Race 10, BM68, Distance 1400m, Elwick Course Proper - Offset 6m

Result	TAB no.	Horse (Barrier)	1400 to	1200m to	1000m to	800m to	600m to	400m to	200m to	Total or	Margin
9th	2	Acacia Bloom (12)	1200m	1000m	800m	600m	400m	200m	WP	Average	
		Position in running (margin)	-	8(0.0)	9(0.0)	9(0.0)	8(0.0)	6(0.0)	5(0.0)		9.10
		Sectional time (s)	18.16	11.64	12.50	12.27	11.97	13.09	14.27		
		Cumulative time (s)	93.89	75.73	64.09	51.59	39.33	27.36	14.27	1:33.89	
		Speed (m/s)	11.01	17.18	16.00	16.30	16.71	15.28	14.02	14.91	
		Stride length (m)	5.00	6.95	6.61	6.53	6.56	6.22	6.05	6.21	
		Stride duration (s)	0.428	0.404	0.413	0.401	0.393	0.407	0.431	0.416	
		Stride efficiency (%)	39.00	75.44	68.30	66.62	67.23	60.37	57.15	60.26	
		Stride count	40.03	28.79	30.25	30.63	30.49	32.18	33.07	225.44	

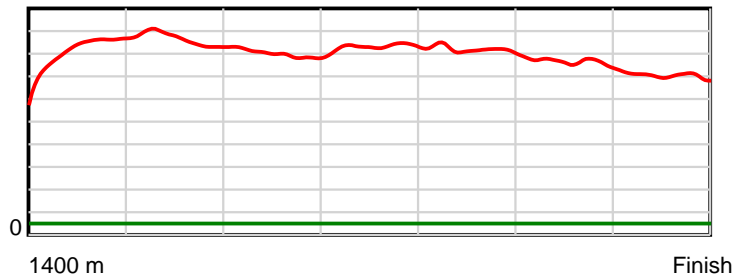
10 m Stride length



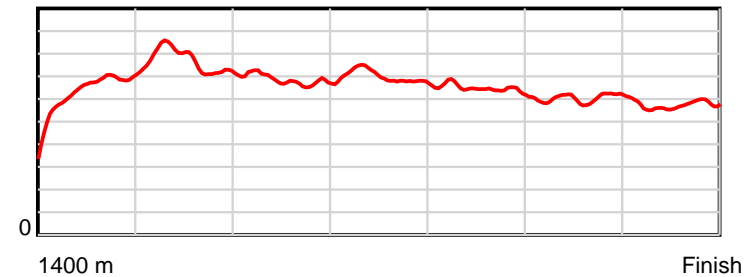
0.6 s Stride duration



20 m/sec Speed



100 % Stride efficiency



Note: Horizontal distance axis grid lines are 200m furlongs.

## Disclaimer.

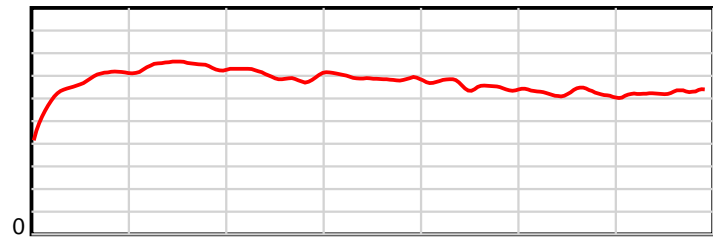
Tasracing Pty Ltd and Thoroughbred Ratings Pty Ltd accepts no responsibility for the completeness or accuracy of any of the information contained herein, and makes no representations about its suitability for any particular purpose. Users should make their own judgements about those matters and/or seek independent advice. You assume all risks associated with use of the data provided on this page.

# Race Results

April 26, 2014, Race 10, BM68, Distance 1400m, Elwick Course Proper - Offset 6m

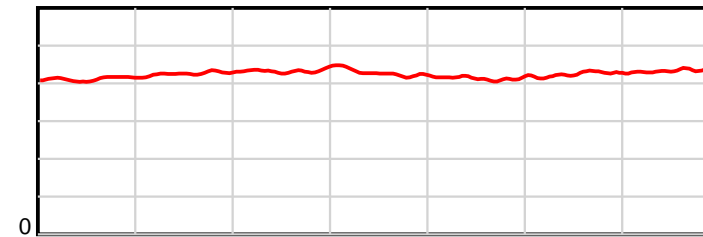
Result	TAB no.	Horse (Barrier)	1400 to	1200m to	1000m to	800m to	600m to	400m to	200m to	Total or	Margin
10th	3	Settler's Joy (8)	1200m	1000m	800m	600m	400m	200m	WP	Average	
		Position in running (margin)	-	11(0.0)	11(0.0)	10(0.0)	10(0.0)	11(0.0)	11(0.0)		9.40
		Sectional time (s)	18.57	11.39	12.28	12.73	12.08	13.14	13.76		
		Cumulative time (s)	93.95	75.38	63.99	51.70	38.98	26.89	13.76	1:33.95	
		Speed (m/s)	10.77	17.56	16.29	15.71	16.56	15.22	14.53	14.90	
		Stride length (m)	4.92	7.49	7.06	6.69	6.85	6.45	6.29	6.43	
		Stride duration (s)	0.427	0.427	0.433	0.425	0.414	0.424	0.433	0.432	
		Stride efficiency (%)	37.82	87.59	77.82	69.85	73.35	65.05	61.83	64.68	
		Stride count	40.65	26.71	28.34	29.91	29.19	31.00	31.80	217.60	

10 m Stride length



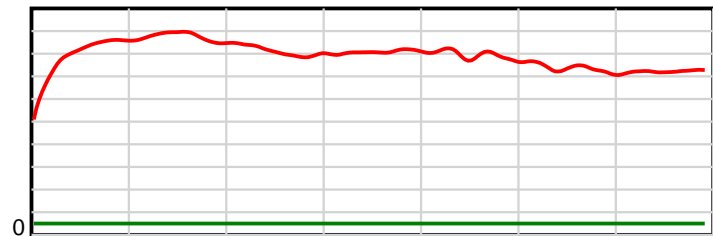
1400 m Finish

0.6 s Stride duration



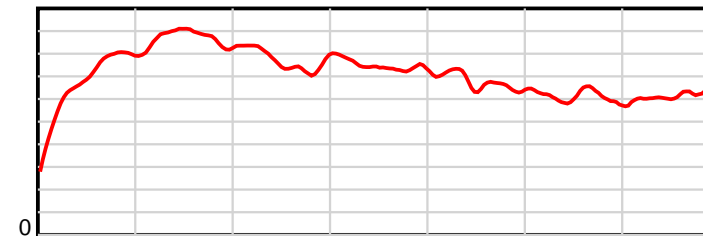
1400 m Finish

20 m/sec Speed



1400 m Finish

100 % Stride efficiency



1400 m Finish

Note: Horizontal distance axis grid lines are 200m furlongs.

## Disclaimer.

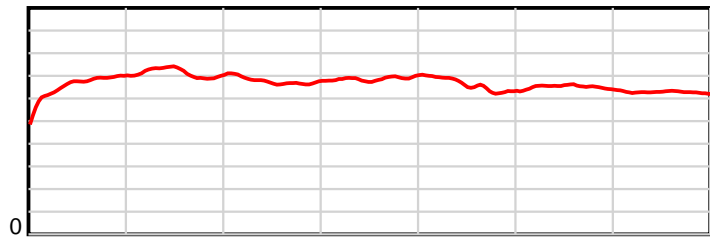
Tasracing Pty Ltd and Thoroughbred Ratings Pty Ltd accepts no responsibility for the completeness or accuracy of any of the information contained herein, and makes no representations about its suitability for any particular purpose. Users should make their own judgements about those matters and/or seek independent advice. You assume all risks associated with use of the data provided on this page.

# Race Results

April 26, 2014, Race 10, BM68, Distance 1400m, Elwick Course Proper - Offset 6m

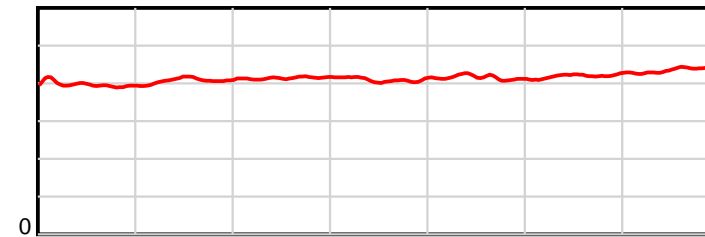
Result	TAB no.	Horse (Barrier)	1400 to	1200m to	1000m to	800m to	600m to	400m to	200m to	Total or	Margin
11th	5	<b>Volcanic Sky (7)</b>	<b>1200m</b>	<b>1000m</b>	<b>800m</b>	<b>600m</b>	<b>400m</b>	<b>200m</b>	<b>WP</b>	<b>Average</b>	
		Position in running (margin)	-	7(0.0)	7(0.0)	8(0.0)	9(0.0)	9(0.0)	6(0.0)		9.60
		Sectional time (s)	18.13	11.69	12.52	12.37	12.29	12.79	14.19		
		Cumulative time (s)	93.99	75.86	64.17	51.65	39.28	26.99	14.19	1:33.98	
		Speed (m/s)	11.03	17.11	15.97	16.17	16.27	15.64	14.09	14.89	
		Stride length (m)	4.97	6.99	6.62	6.61	6.75	6.57	6.16	6.31	
		Stride duration (s)	0.418	0.408	0.414	0.409	0.415	0.420	0.437	0.424	
		Stride efficiency (%)	38.54	76.28	68.52	68.31	71.14	67.43	59.37	62.21	
		Stride count	40.27	28.63	30.20	30.25	29.64	30.45	32.45	221.89	

10 m Stride length



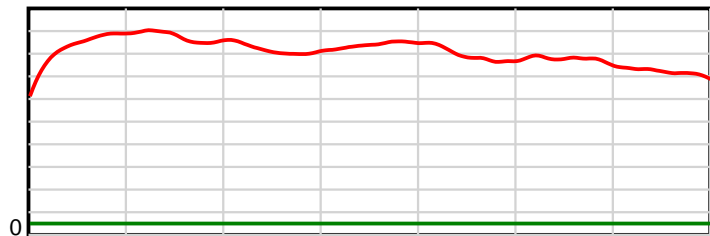
1400 m Finish

0.6 s Stride duration



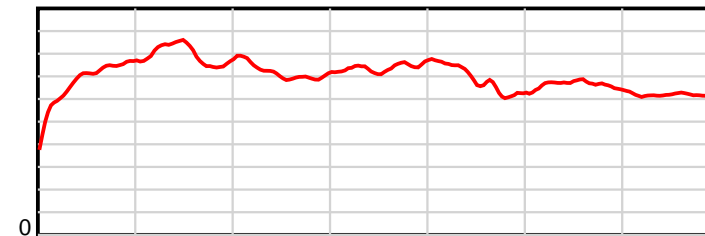
1400 m Finish

20 m/sec Speed



1400 m Finish

100 % Stride efficiency



1400 m Finish

Note: Horizontal distance axis grid lines are 200m furlongs.

### Disclaimer.

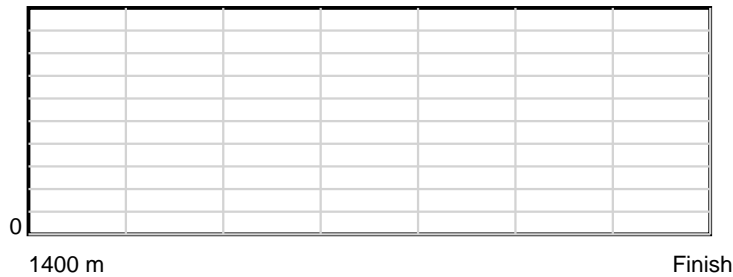
Tasracing Pty Ltd and Thoroughbred Ratings Pty Ltd accepts no responsibility for the completeness or accuracy of any of the information contained herein, and makes no representations about its suitability for any particular purpose. Users should make their own judgements about those matters and/or seek independent advice. You assume all risks associated with use of the data provided on this page.

# Race Results


April 26, 2014, Race 10, BM68, Distance 1400m, Elwick Course Proper - Offset 6m

Result	TAB no.	Horse (Barrier)	1400 to	1200m to	1000m to	800m to	600m to	400m to	200m to	Total or	Margin
12th	15	<b>Ski Dubai (11)</b>	<b>WP</b>	<b>Average</b>							
		Position in running (margin)		10.60							
		Sectional time (s)									
		Cumulative time (s)	1:34.20								
		Speed (m/s)	14.86								
		Stride length (m)	nan								
		Stride duration (s)	nan								
		Stride efficiency (%)	nan								
		Stride count	0.00								

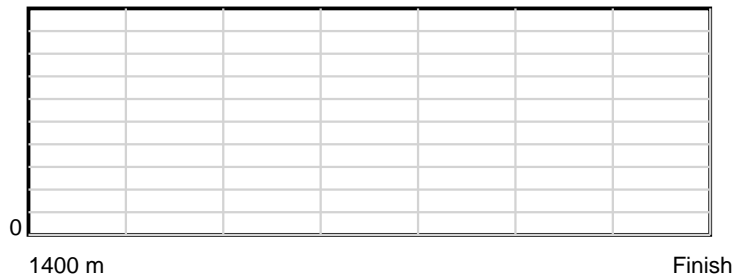
10 m Stride length



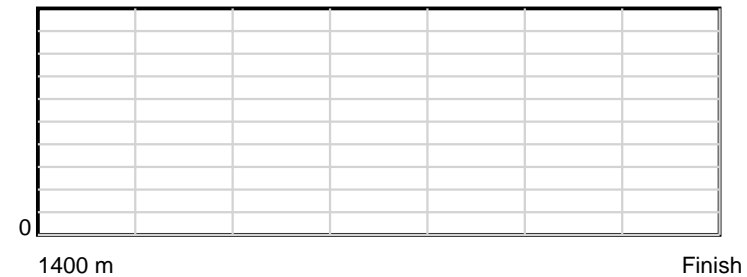
0.6 s Stride duration



20 m/sec Speed



100 % Stride efficiency



Note: Horizontal distance axis grid lines are 200m furlongs.

**Disclaimer.**

Tasracing Pty Ltd and Thoroughbred Ratings Pty Ltd accepts no responsibility for the completeness or accuracy of any of the information contained herein, and makes no representations about its suitability for any particular purpose. Users should make their own judgements about those matters and/or seek independent advice. You assume all risks associated with use of the data provided on this page.