



Race Results

Tasmanian Racing Club, Hobart, April 26, 2014

Compilation date: May 5, 2014, 11:26:49 AM (EST)

Copyright © 2014 Tasracing Pty Ltd. All rights reserved.

Trademarks.

StrideMASTER is a registered trademark of Thoroughbred Ratings Pty Ltd.

Disclaimer.

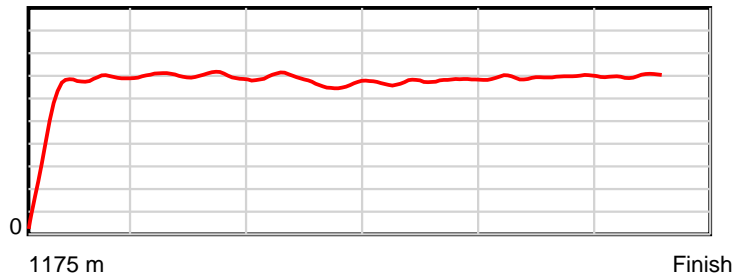
Tasracing Pty Ltd and Thoroughbred Ratings Pty Ltd accepts no responsibility for the completeness or accuracy of any of the information contained herein, and makes no representations about its suitability for any particular purpose. Users should make their own judgements about those matters and/or seek independent advice. You assume all risks associated with use of the data provided on this page.

Race Results

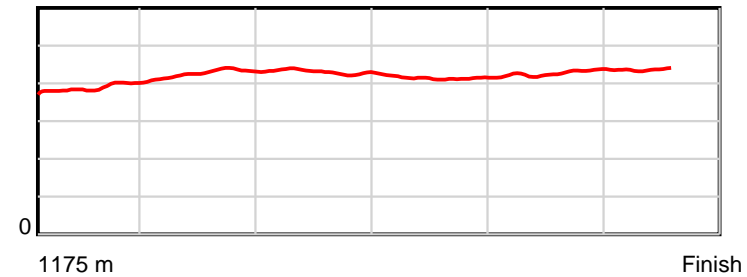
April 26, 2014, Race 1, CL1, Distance 1175m, Elwick Course Proper - Offset 6m

Result	TAB no.	Horse (Barrier)	1175 to	1000m to	800m to	600m to	400m to	200m to	Total or	Margin
1st	3	Lander Dollar (2)	1000m	800m	600m	400m	200m	WP	Average	
		Position in running (margin)	-	5(5.1)	3(2.1)	4(0.9)	2(0.5)	2(0.5)		0.00
		Sectional time (s)	12.31	11.42	12.45	12.20	12.09	12.41		
		Cumulative time (s)	72.88	60.57	49.15	36.70	24.50	12.41	1:12.87	
		Speed (m/s)	14.22	17.51	16.06	16.39	16.54	16.12	16.12	
		Stride length (m)	5.97	7.28	6.96	6.87	6.92	7.03	6.83	
		Stride duration (s)	0.409	0.416	0.433	0.419	0.418	0.436	0.424	
		Stride efficiency (%)	55.65	82.87	75.69	73.65	74.77	77.13	72.90	
		Stride count	29.32	27.46	28.74	29.13	28.91	28.47	172.03	

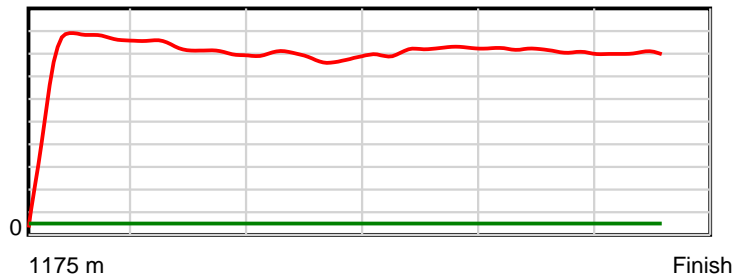
10 m Stride length



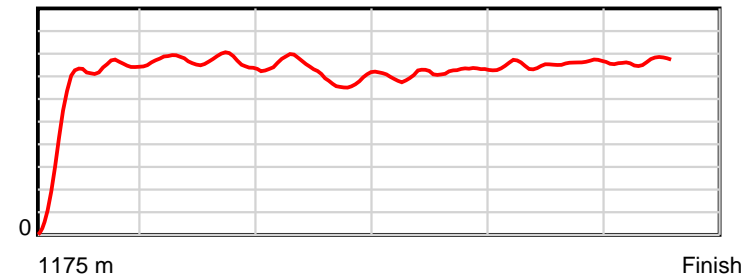
0.6 s Stride duration



20 m/sec Speed



100 % Stride efficiency



Note: Horizontal distance axis grid lines are 200m furlongs.

Disclaimer.

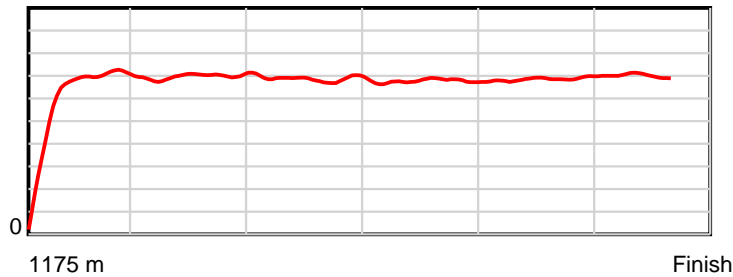
Tasracing Pty Ltd and Thoroughbred Ratings Pty Ltd accepts no responsibility for the completeness or accuracy of any of the information contained herein, and makes no representations about its suitability for any particular purpose. Users should make their own judgements about those matters and/or seek independent advice. You assume all risks associated with use of the data provided on this page.

Race Results

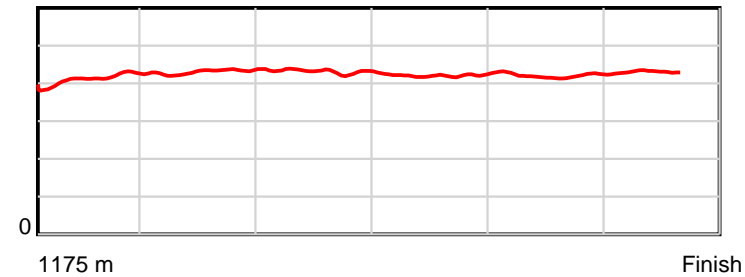
April 26, 2014, Race 1, CL1, Distance 1175m, Elwick Course Proper - Offset 6m

Result	TAB no.	Horse (Barrier)	1175 to	1000m to	800m to	600m to	400m to	200m to	Total or	Margin
2nd	1	Duran (6)	1000m	800m	600m	400m	200m	WP	Average	
		Position in running (margin)	-	4(4.8)	5(3.9)	6(2.9)	5(3.0)	6(4.3)		1.50
		Sectional time (s)	12.26	11.78	12.48	12.28	12.30	12.06		
		Cumulative time (s)	73.16	60.90	49.12	36.64	24.36	12.06	1:13.15	
		Speed (m/s)	14.27	16.98	16.03	16.29	16.26	16.58	16.06	
		Stride length (m)	5.82	7.28	6.93	6.88	6.84	7.10	6.80	
		Stride duration (s)	0.399	0.429	0.432	0.423	0.421	0.428	0.423	
		Stride efficiency (%)	53.02	82.85	75.06	74.00	73.12	78.78	72.22	
		Stride count	30.04	27.47	28.86	29.06	29.24	28.17	172.84	

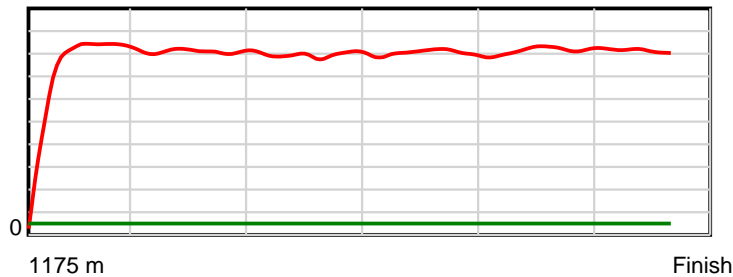
10 m Stride length



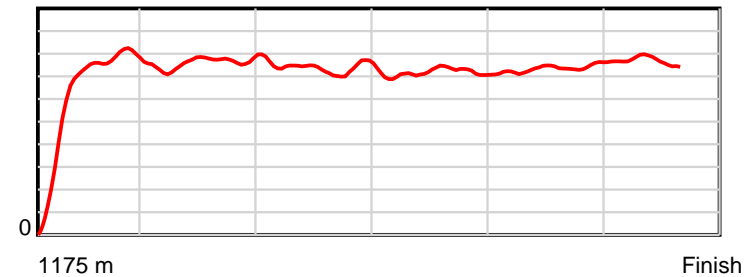
0.6 s Stride duration



20 m/sec Speed



100 % Stride efficiency



Note: Horizontal distance axis grid lines are 200m furlongs.

Disclaimer.

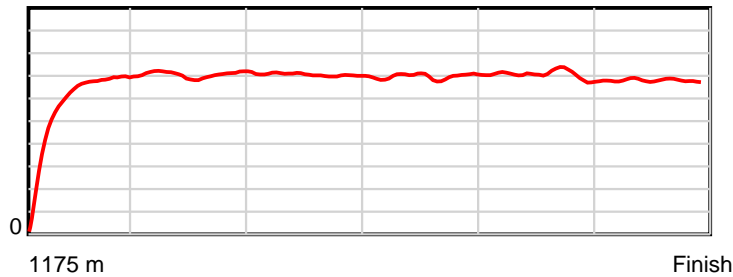
Tasracing Pty Ltd and Thoroughbred Ratings Pty Ltd accepts no responsibility for the completeness or accuracy of any of the information contained herein, and makes no representations about its suitability for any particular purpose. Users should make their own judgements about those matters and/or seek independent advice. You assume all risks associated with use of the data provided on this page.

Race Results

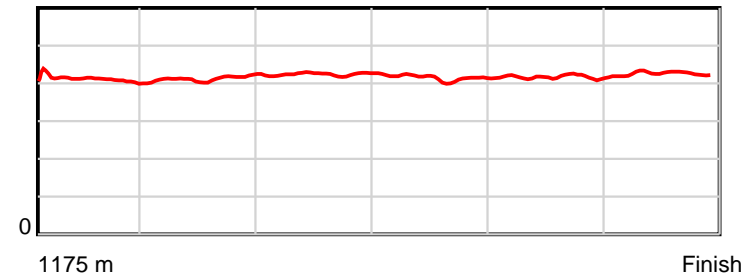
April 26, 2014, Race 1, CL1, Distance 1175m, Elwick Course Proper - Offset 6m

Result	TAB no.	Horse (Barrier)	1175 to	1000m to	800m to	600m to	400m to	200m to	Total or	Margin
3rd	6	One More Red (7)	1000m	800m	600m	400m	200m	WP	Average	
		Position in running (margin)	-	3(3.1)	4(2.2)	1(0.0)	1(0.0)	1(0.0)		3.30
		Sectional time (s)	12.28	11.77	12.29	12.26	12.09	12.81		
		Cumulative time (s)	73.50	61.22	49.45	37.16	24.90	12.81	1:13.50	
		Speed (m/s)	14.25	16.99	16.27	16.31	16.54	15.61	15.99	
		Stride length (m)	6.15	6.95	6.90	6.78	6.87	6.65	6.72	
		Stride duration (s)	0.413	0.409	0.424	0.415	0.415	0.426	0.420	
		Stride efficiency (%)	59.16	75.48	74.31	71.73	73.68	69.02	70.48	
		Stride count	28.44	28.78	29.00	29.52	29.13	30.09	174.96	

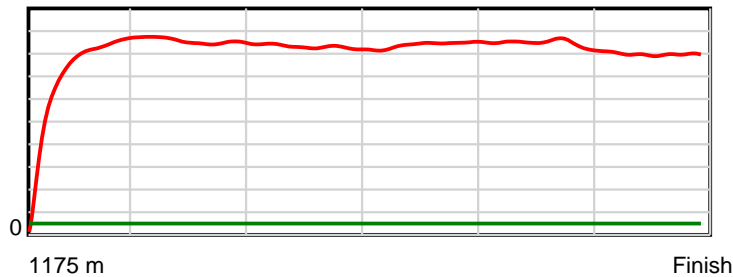
10 m Stride length



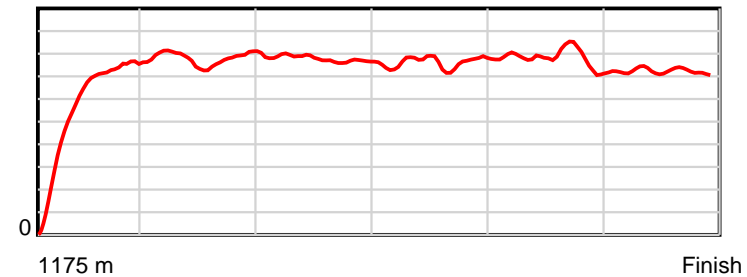
0.6 s Stride duration



20 m/sec Speed



100 % Stride efficiency



Note: Horizontal distance axis grid lines are 200m furlongs.

Disclaimer.

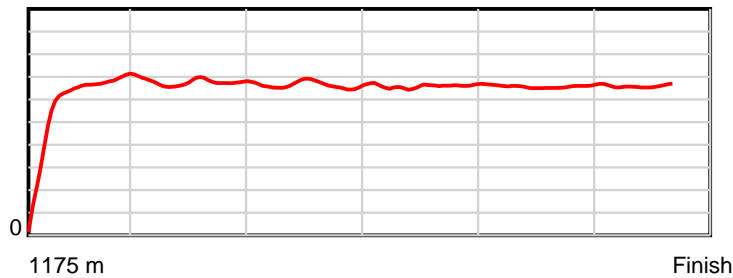
Tasracing Pty Ltd and Thoroughbred Ratings Pty Ltd accepts no responsibility for the completeness or accuracy of any of the information contained herein, and makes no representations about its suitability for any particular purpose. Users should make their own judgements about those matters and/or seek independent advice. You assume all risks associated with use of the data provided on this page.

Race Results

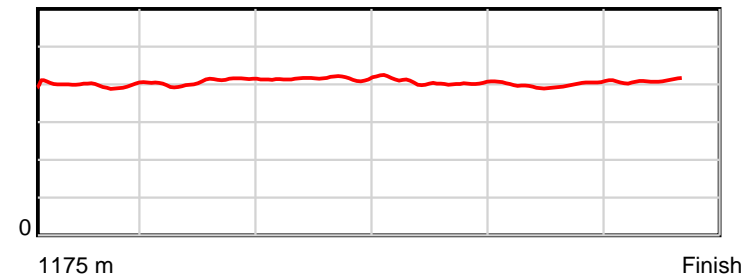
April 26, 2014, Race 1, CL1, Distance 1175m, Elwick Course Proper - Offset 6m

Result	TAB no.	Horse (Barrier)	1175 to	1000m to	800m to	600m to	400m to	200m to	Total or	Margin
4th	4	Must Be Love (3)	1000m	800m	600m	400m	200m	WP	Average	
		Position in running (margin)	-	7(6.6)	6(4.4)	5(2.2)	7(3.7)	5(3.6)		3.70
		Sectional time (s)	12.79	11.57	12.29	12.49	12.08	12.35		
		Cumulative time (s)	73.58	60.79	49.22	36.93	24.43	12.35	1:13.57	
		Speed (m/s)	13.69	17.29	16.27	16.01	16.56	16.19	15.97	
		Stride length (m)	5.63	6.96	6.75	6.53	6.60	6.62	6.51	
		Stride duration (s)	0.395	0.403	0.415	0.408	0.399	0.409	0.407	
		Stride efficiency (%)	49.51	75.73	71.30	66.59	68.07	68.45	66.15	
		Stride count	31.09	28.73	29.61	30.64	30.30	30.22	180.59	

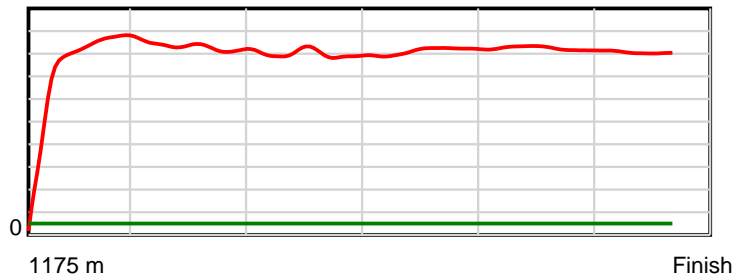
10 m Stride length



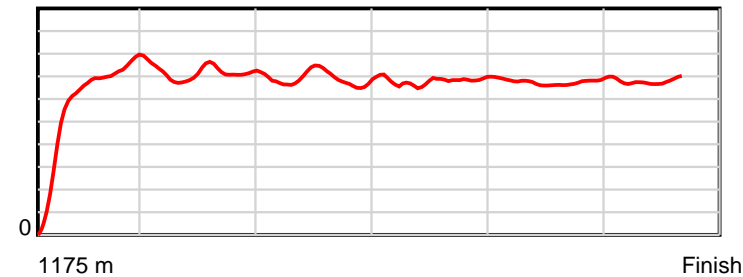
0.6 s Stride duration



20 m/sec Speed



100 % Stride efficiency



Note: Horizontal distance axis grid lines are 200m furlongs.

Disclaimer.

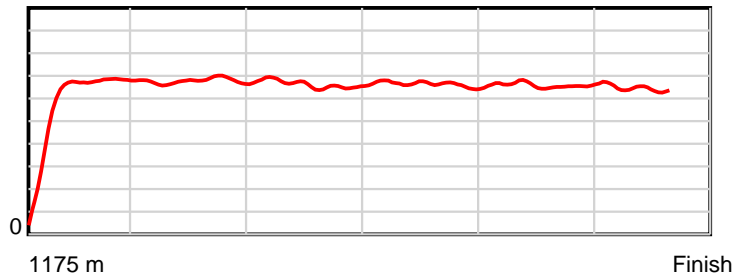
Tasracing Pty Ltd and Thoroughbred Ratings Pty Ltd accepts no responsibility for the completeness or accuracy of any of the information contained herein, and makes no representations about its suitability for any particular purpose. Users should make their own judgements about those matters and/or seek independent advice. You assume all risks associated with use of the data provided on this page.

Race Results

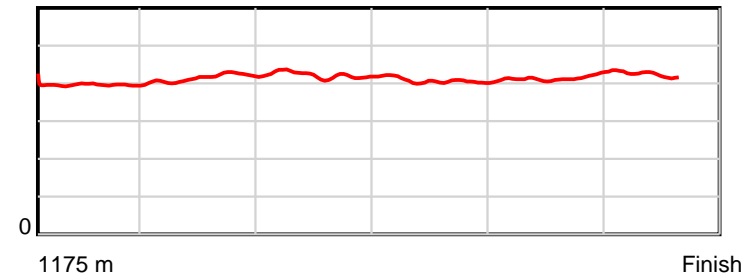
April 26, 2014, Race 1, CL1, Distance 1175m, Elwick Course Proper - Offset 6m

Result	TAB no.	Horse (Barrier)	1175 to	1000m to	800m to	600m to	400m to	200m to	Total or	Margin
5th	8	Ruby's for Me (8)	1000m	800m	600m	400m	200m	WP	Average	
		Position in running (margin)	-	2(1.0)	2(0.4)	3(0.6)	3(1.3)	3(3.0)		6.00
		Sectional time (s)	11.88	11.84	12.67	12.37	12.37	12.87		
		Cumulative time (s)	74.01	62.13	50.29	37.62	25.24	12.87	1:14.01	
		Speed (m/s)	14.73	16.89	15.79	16.17	16.17	15.54	15.88	
		Stride length (m)	6.15	6.87	6.68	6.64	6.59	6.57	6.58	
		Stride duration (s)	0.398	0.407	0.423	0.411	0.408	0.423	0.415	
		Stride efficiency (%)	59.06	73.75	69.74	68.81	67.80	67.40	67.73	
		Stride count	28.47	29.11	29.94	30.14	30.36	30.45	178.47	

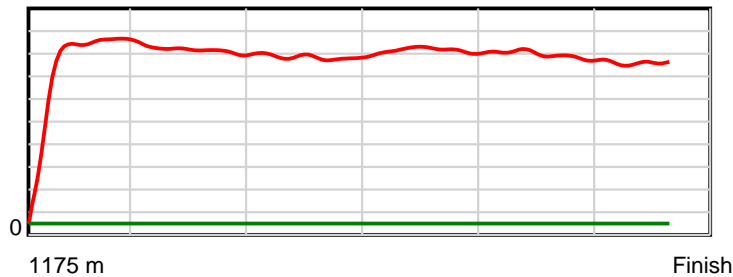
10 m Stride length



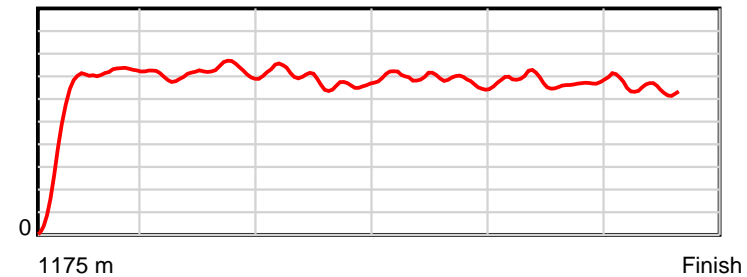
0.6 s Stride duration



20 m/sec Speed



100 % Stride efficiency



Note: Horizontal distance axis grid lines are 200m furlongs.

Disclaimer.

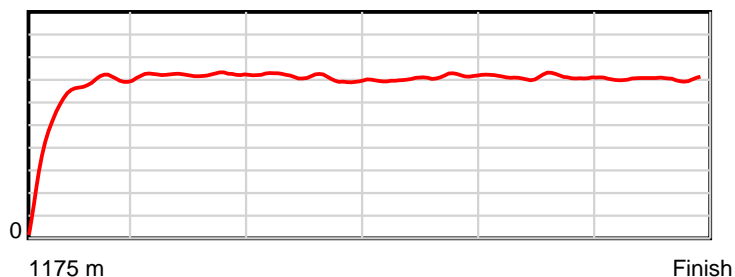
Tasracing Pty Ltd and Thoroughbred Ratings Pty Ltd accepts no responsibility for the completeness or accuracy of any of the information contained herein, and makes no representations about its suitability for any particular purpose. Users should make their own judgements about those matters and/or seek independent advice. You assume all risks associated with use of the data provided on this page.

Race Results

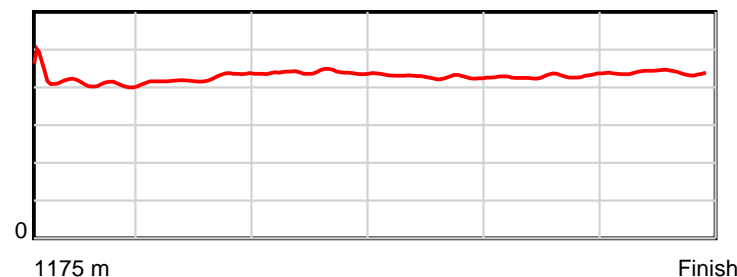
April 26, 2014, Race 1, CL1, Distance 1175m, Elwick Course Proper - Offset 6m

Result	TAB no.	Horse (Barrier)	1175 to	1000m to	800m to	600m to	400m to	200m to	Total or	Margin
6th	5	Victor Victori... (1)	1000m	800m	600m	400m	200m	WP	Average	
		Position in running (margin)	-	1(0.0)	1(0.0)	2(0.0)	4(1.7)	4(3.1)		6.10
		Sectional time (s)	11.88	11.93	12.65	12.55	12.31	12.71		
		Cumulative time (s)	74.03	62.15	50.22	37.57	25.02	12.71	1:14.03	
		Speed (m/s)	14.73	16.76	15.81	15.94	16.25	15.74	15.87	
		Stride length (m)	6.43	7.06	6.93	6.84	6.96	6.91	6.86	
		Stride duration (s)	0.415	0.421	0.438	0.429	0.428	0.439	0.432	
		Stride efficiency (%)	64.60	77.81	74.95	73.15	75.69	74.58	73.47	
		Stride count	27.22	28.34	28.88	29.23	28.74	28.95	171.36	

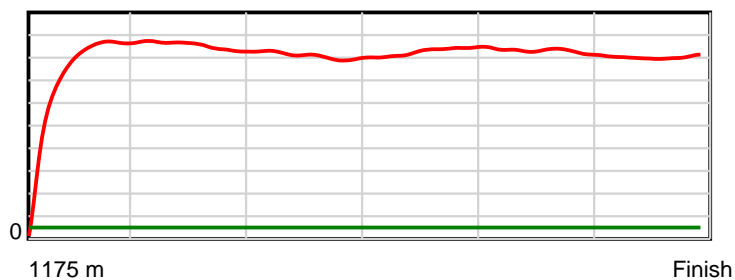
10 m Stride length



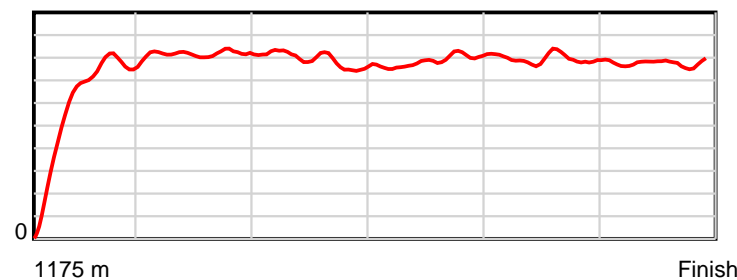
0.6 s Stride duration



20 m/sec Speed



100 % Stride efficiency



Note: Horizontal distance axis grid lines are 200m furlongs.

Disclaimer.

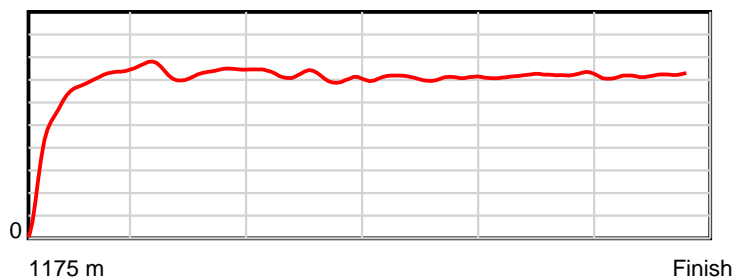
Tasracing Pty Ltd and Thoroughbred Ratings Pty Ltd accepts no responsibility for the completeness or accuracy of any of the information contained herein, and makes no representations about its suitability for any particular purpose. Users should make their own judgements about those matters and/or seek independent advice. You assume all risks associated with use of the data provided on this page.

Race Results

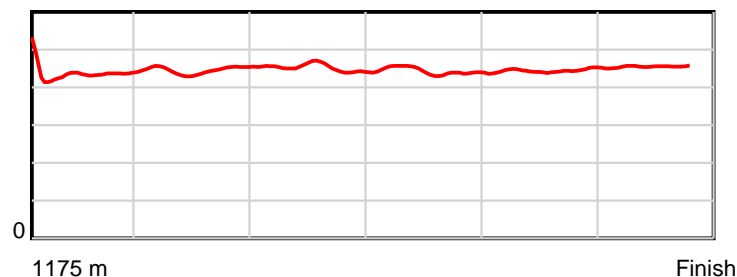
April 26, 2014, Race 1, CL1, Distance 1175m, Elwick Course Proper - Offset 6m

Result	TAB no.	Horse (Barrier)	1175 to	1000m to	800m to	600m to	400m to	200m to	Total or	Margin
7th	2	Grey Hype (4)	1000m	800m	600m	400m	200m	WP	Average	
		Position in running (margin)	-	6(5.3)	7(4.9)	8(3.6)	8(4.9)	7(5.5)		6.30
		Sectional time (s)	12.60	11.86	12.44	12.46	12.19	12.51		
		Cumulative time (s)	74.07	61.47	49.61	37.16	24.70	12.51	1:14.06	
		Speed (m/s)	13.89	16.86	16.08	16.05	16.41	15.99	15.86	
		Stride length (m)	6.42	7.49	7.28	7.11	7.26	7.27	7.14	
		Stride duration (s)	0.442	0.444	0.453	0.443	0.442	0.455	0.450	
		Stride efficiency (%)	64.44	87.74	82.81	78.97	82.30	82.62	79.62	
		Stride count	27.25	26.69	27.47	28.13	27.56	27.51	164.61	

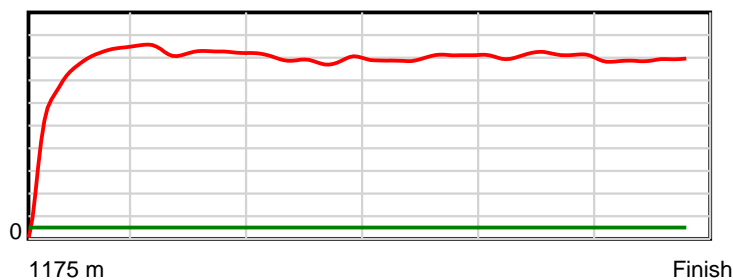
10 m Stride length



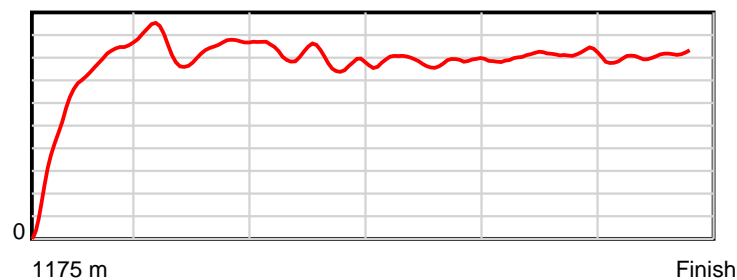
0.6 s Stride duration



20 m/sec Speed



100 % Stride efficiency



Note: Horizontal distance axis grid lines are 200m furlongs.

Disclaimer.

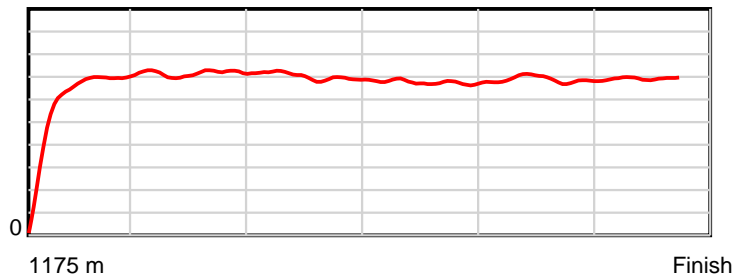
Tasracing Pty Ltd and Thoroughbred Ratings Pty Ltd accepts no responsibility for the completeness or accuracy of any of the information contained herein, and makes no representations about its suitability for any particular purpose. Users should make their own judgements about those matters and/or seek independent advice. You assume all risks associated with use of the data provided on this page.

Race Results

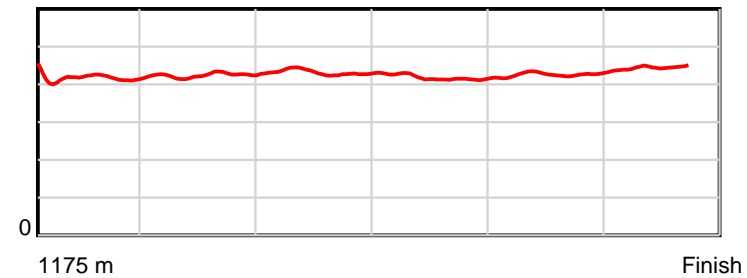
April 26, 2014, Race 1, CL1, Distance 1175m, Elwick Course Proper - Offset 6m

Result	TAB no.	Horse (Barrier)	1175 to	1000m to	800m to	600m to	400m to	200m to	Total or	Margin
8th	7	Shake Her Up (5)	1000m	800m	600m	400m	200m	WP	Average	
		Position in running (margin)	-	8(9.2)	8(6.4)	7(3.1)	6(3.6)	8(5.5)		7.30
		Sectional time (s)	13.14	11.47	12.10	12.34	12.41	12.80		
		Cumulative time (s)	74.26	61.12	49.65	37.55	25.21	12.80	1:14.26	
		Speed (m/s)	13.31	17.44	16.53	16.21	16.12	15.62	15.82	
		Stride length (m)	5.80	7.34	7.12	6.83	6.80	6.89	6.78	
		Stride duration (s)	0.418	0.421	0.431	0.421	0.422	0.441	0.429	
		Stride efficiency (%)	52.50	84.24	79.25	72.84	72.29	74.28	71.89	
		Stride count	30.19	27.24	28.09	29.29	29.41	29.01	173.23	

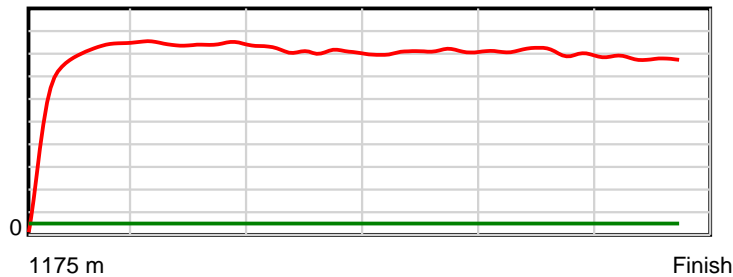
10 m Stride length



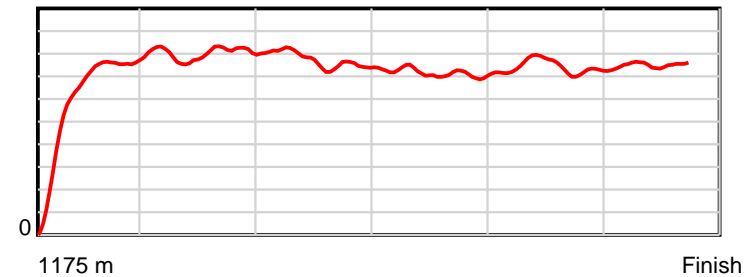
0.6 s Stride duration



20 m/sec Speed



100 % Stride efficiency



Note: Horizontal distance axis grid lines are 200m furlongs.

Disclaimer.

Tasracing Pty Ltd and Thoroughbred Ratings Pty Ltd accepts no responsibility for the completeness or accuracy of any of the information contained herein, and makes no representations about its suitability for any particular purpose. Users should make their own judgements about those matters and/or seek independent advice. You assume all risks associated with use of the data provided on this page.