



## Race Results

Tasmanian Turf Club, Launceston, May 04, 2014

Compilation date: May 5, 2014, 11:38:44 AM (EST)

Copyright © 2014 Tasracing Pty Ltd. All rights reserved.

### Trademarks.

StrideMASTER is a registered trademark of Thoroughbred Ratings Pty Ltd.

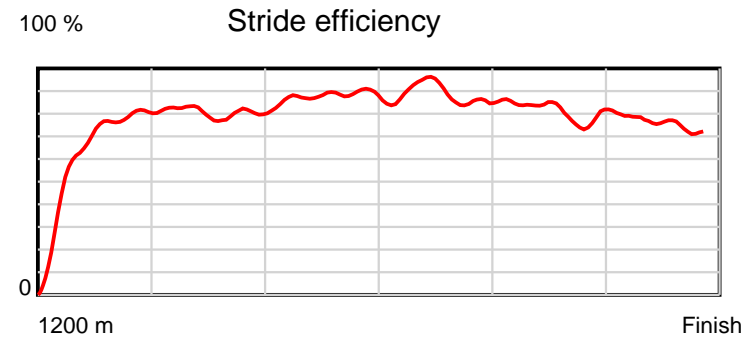
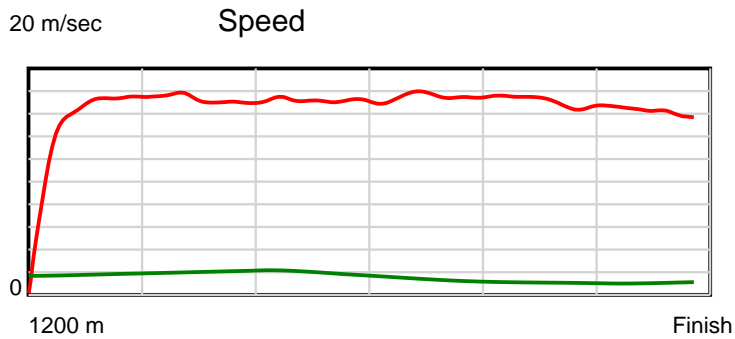
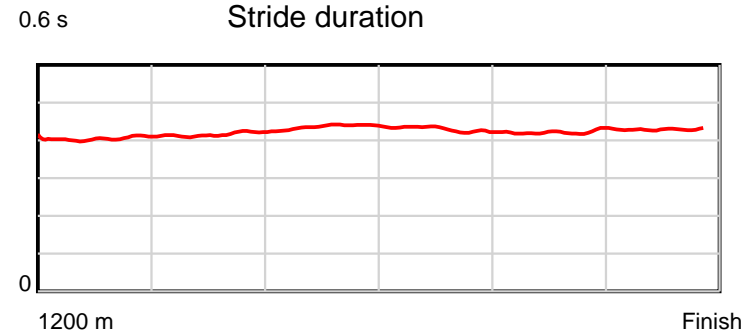
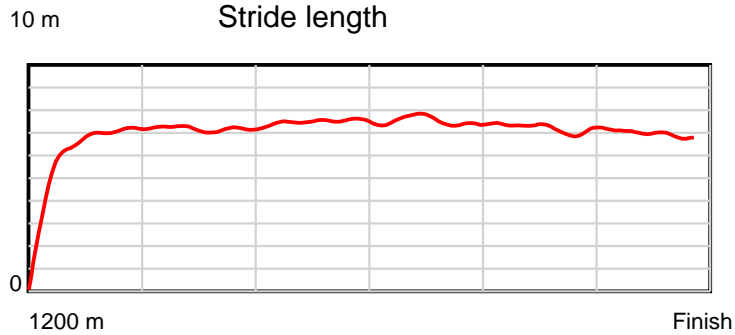
### Disclaimer.

Tasracing Pty Ltd and Thoroughbred Ratings Pty Ltd accepts no responsibility for the completeness or accuracy of any of the information contained herein, and makes no representations about its suitability for any particular purpose. Users should make their own judgements about those matters and/or seek independent advice. You assume all risks associated with use of the data provided on this page.

# Race Results

May 04, 2014, Race 3, 2UP MDN-SW, Distance 1200m, Mowbray - Offset 0m

Result	TAB no.	Horse (Barrier)	1200 to	1000m to	800m to	600m to	400m to	200m to	Total or	Margin
1st	8	<b>Shah Deimos (6)</b>	<b>1000m</b>	<b>800m</b>	<b>600m</b>	<b>400m</b>	<b>200m</b>	<b>WP</b>	<b>Average</b>	
		Position in running (margin)	-	4(2.0)	3(2.9)	3(2.0)	3(2.4)	2(1.3)		0.00
		Sectional time (s)	14.16	11.47	11.84	11.35	11.85	12.24		
		Cumulative time (s)	72.90	58.74	47.27	35.44	24.09	12.24	1:12.90	
		Speed (m/s)	14.12	17.44	16.89	17.62	16.88	16.34	16.46	
		Stride length (m)	5.70	7.23	7.35	7.58	7.11	7.01	6.93	
		Stride duration (s)	0.403	0.414	0.435	0.430	0.421	0.429	0.421	
		Stride efficiency (%)	50.71	81.59	84.34	89.81	79.04	76.76	75.14	
		Stride count	35.11	27.68	27.22	26.38	28.12	28.54	173.05	



Note: Horizontal distance axis grid lines are 200m furlongs.

**Disclaimer.**

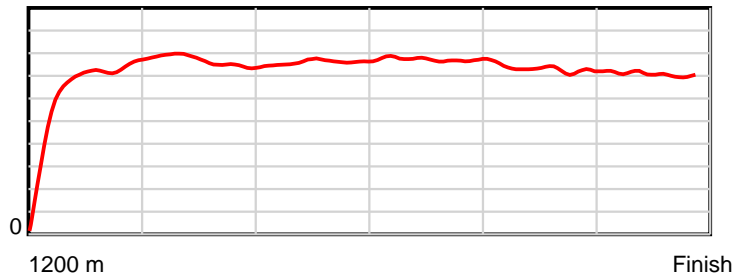
Tasracing Pty Ltd and Thoroughbred Ratings Pty Ltd accepts no responsibility for the completeness or accuracy of any of the information contained herein, and makes no representations about its suitability for any particular purpose. Users should make their own judgements about those matters and/or seek independent advice. You assume all risks associated with use of the data provided on this page.

# Race Results

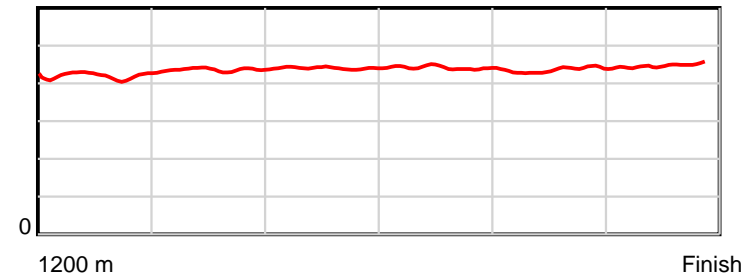
May 04, 2014, Race 3, 2UP MDN-SW, Distance 1200m, Mowbray - Offset 0m

Result	TAB no.	Horse (Barrier)	1200 to	1000m to	800m to	600m to	400m to	200m to	Total or	Margin
2nd	15	<b>Mygreyhorse (8)</b>	<b>1000m</b>	<b>800m</b>	<b>600m</b>	<b>400m</b>	<b>200m</b>	<b>WP</b>	<b>Average</b>	
		Position in running (margin)	-	2(0.3)	1(0.0)	1(0.0)	1(0.0)	1(0.0)		0.20
		Sectional time (s)	13.74	11.27	11.98	11.29	12.03	12.64		
		Cumulative time (s)	72.94	59.20	47.93	35.95	24.66	12.64	1:12.93	
		Speed (m/s)	14.56	17.75	16.69	17.71	16.63	15.82	16.45	
		Stride length (m)	6.01	7.72	7.34	7.83	7.24	7.10	7.15	
		Stride duration (s)	0.415	0.435	0.440	0.442	0.435	0.448	0.435	
		Stride efficiency (%)	56.46	93.16	84.30	95.71	81.89	78.74	79.97	
		Stride count	33.27	25.90	27.23	25.55	27.63	28.17	167.75	

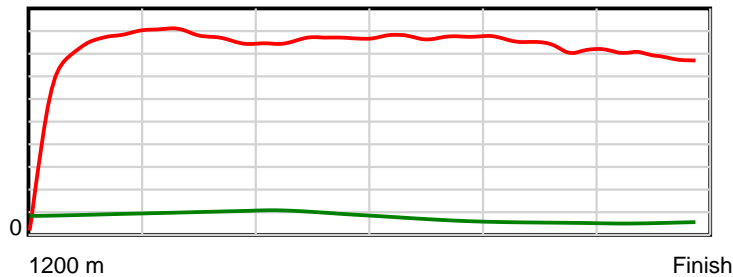
10 m Stride length



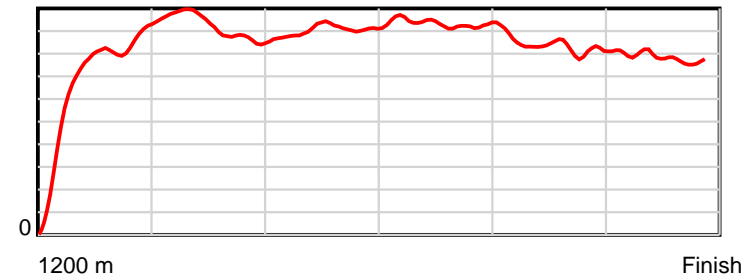
0.6 s Stride duration



20 m/sec Speed



100 % Stride efficiency



Note: Horizontal distance axis grid lines are 200m furlongs.

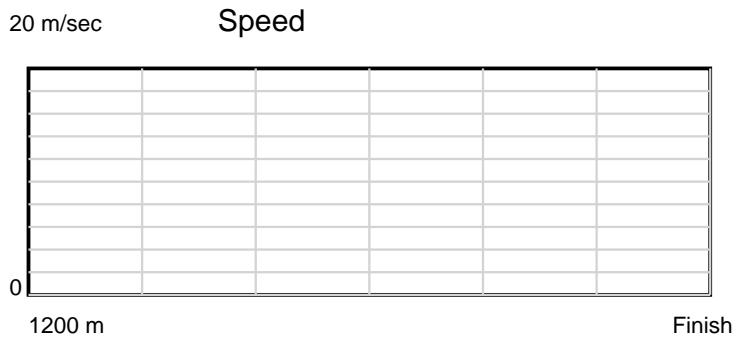
## Disclaimer.

Tasracing Pty Ltd and Thoroughbred Ratings Pty Ltd accepts no responsibility for the completeness or accuracy of any of the information contained herein, and makes no representations about its suitability for any particular purpose. Users should make their own judgements about those matters and/or seek independent advice. You assume all risks associated with use of the data provided on this page.

# Race Results

May 04, 2014, Race 3, 2UP MDN-SW, Distance 1200m, Mowbray - Offset 0m

Result	TAB no.	Horse (Barrier)	1200 to	1000m to	800m to	600m to	400m to	200m to	Total or	Margin
3rd	14	<b>Spirit of Nia (7)</b>								
		Position in running (margin)								
		Sectional time (s)								
		Cumulative time (s)								
		Speed (m/s)								
		Stride length (m)								
		Stride duration (s)								
		Stride efficiency (%)								
		Stride count								



Note: Horizontal distance axis grid lines are 200m furlongs.

**Disclaimer.**

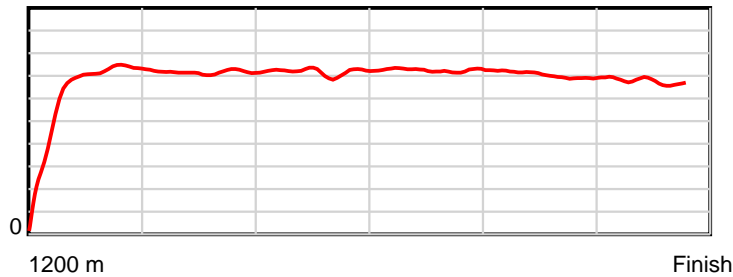
Tasracing Pty Ltd and Thoroughbred Ratings Pty Ltd accepts no responsibility for the completeness or accuracy of any of the information contained herein, and makes no representations about its suitability for any particular purpose. Users should make their own judgements about those matters and/or seek independent advice. You assume all risks associated with use of the data provided on this page.

# Race Results

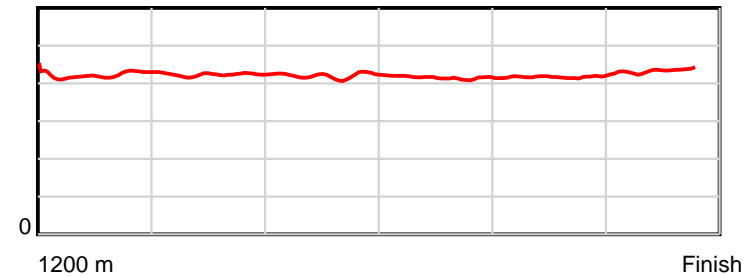
May 04, 2014, Race 3, 2UP MDN-SW, Distance 1200m, Mowbray - Offset 0m

Result	TAB no.	Horse (Barrier)	1200 to	1000m to	800m to	600m to	400m to	200m to	Total or	Margin
4th	6	Mundine (3)	1000m	800m	600m	400m	200m	WP	Average	
		Position in running (margin)	-	7(3.6)	6(4.3)	4(4.3)	5(4.4)	4(3.7)		5.00
		Sectional time (s)	14.43	11.45	11.97	11.30	11.92	12.76		
		Cumulative time (s)	73.82	59.39	47.94	35.97	24.67	12.76	1:13.81	
		Speed (m/s)	13.86	17.47	16.71	17.70	16.78	15.67	16.26	
		Stride length (m)	5.90	7.41	7.02	7.36	6.98	6.77	6.86	
		Stride duration (s)	0.424	0.424	0.420	0.416	0.416	0.432	0.422	
		Stride efficiency (%)	54.32	85.75	76.93	84.58	76.06	71.59	73.62	
		Stride count	33.92	27.00	28.50	27.19	28.67	29.55	174.83	

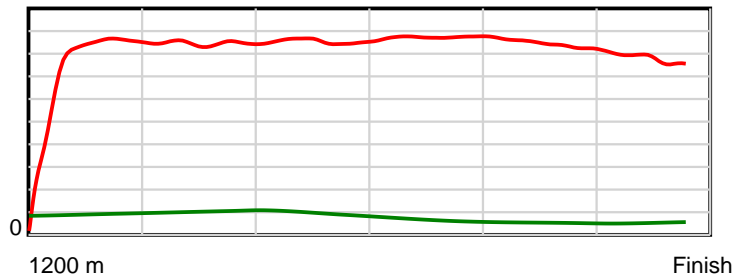
10 m Stride length



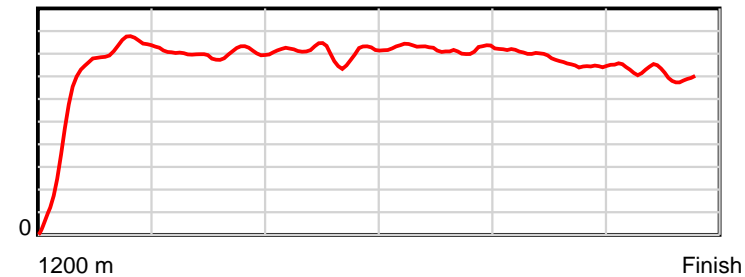
0.6 s Stride duration



20 m/sec Speed



100 % Stride efficiency



Note: Horizontal distance axis grid lines are 200m furlongs.

## Disclaimer.

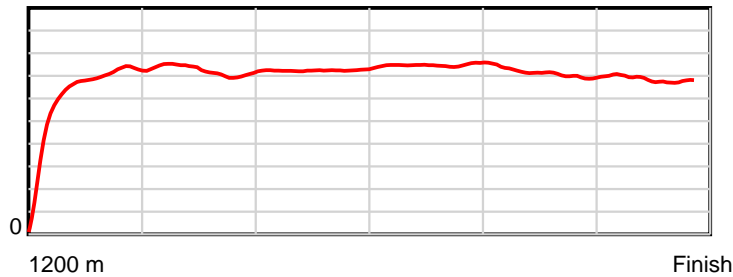
Tasracing Pty Ltd and Thoroughbred Ratings Pty Ltd accepts no responsibility for the completeness or accuracy of any of the information contained herein, and makes no representations about its suitability for any particular purpose. Users should make their own judgements about those matters and/or seek independent advice. You assume all risks associated with use of the data provided on this page.

# Race Results

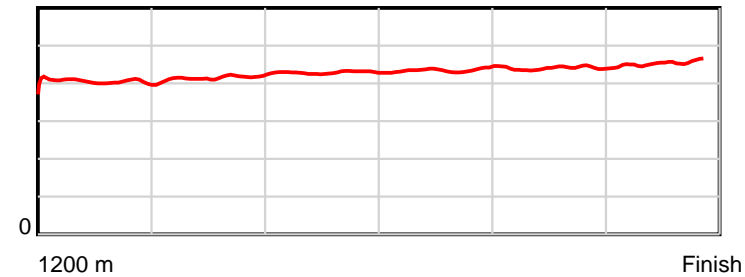
May 04, 2014, Race 3, 2UP MDN-SW, Distance 1200m, Mowbray - Offset 0m

Result	TAB no.	Horse (Barrier)	1200 to	1000m to	800m to	600m to	400m to	200m to	Total or	Margin
5th	3	Glenferry Road (2)	1000m	800m	600m	400m	200m	WP	Average	
		Position in running (margin)	-	1(0.0)	2(0.5)	2(0.9)	2(1.3)	3(3.5)		6.80
		Sectional time (s)	13.87	11.42	12.04	11.35	12.40	13.09		
		Cumulative time (s)	74.16	60.29	48.88	36.84	25.49	13.09	1:14.15	
		Speed (m/s)	14.42	17.51	16.61	17.62	16.13	15.28	16.18	
		Stride length (m)	5.72	7.23	7.12	7.64	7.10	6.92	6.90	
		Stride duration (s)	0.395	0.413	0.429	0.434	0.440	0.453	0.426	
		Stride efficiency (%)	51.07	81.70	79.27	91.32	78.81	74.80	74.37	
		Stride count	34.98	27.66	28.08	26.16	28.16	28.91	173.95	

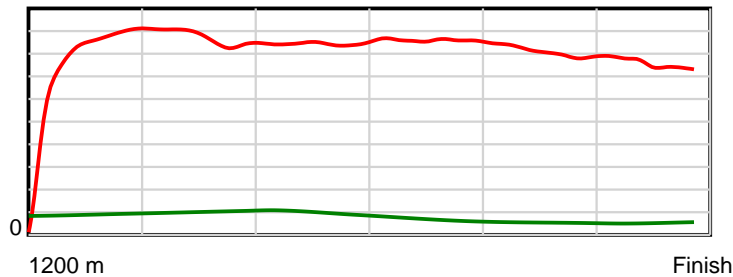
10 m Stride length



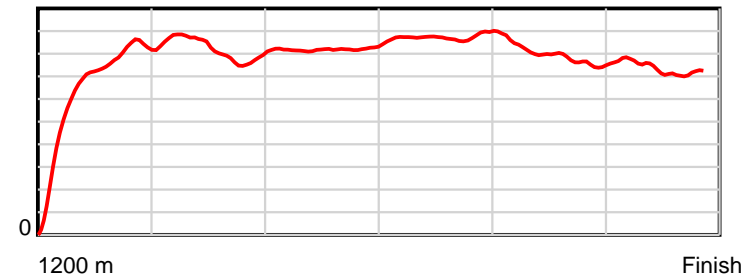
0.6 s Stride duration



20 m/sec Speed



100 % Stride efficiency



Note: Horizontal distance axis grid lines are 200m furlongs.

## Disclaimer.

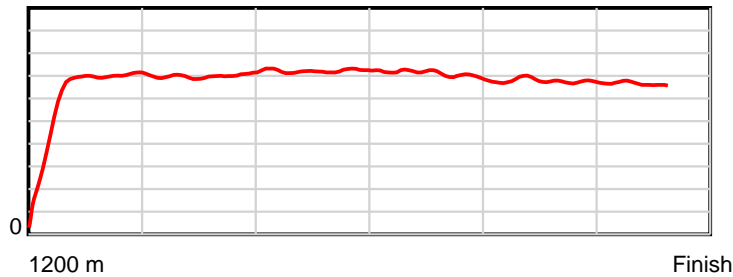
Tasracing Pty Ltd and Thoroughbred Ratings Pty Ltd accepts no responsibility for the completeness or accuracy of any of the information contained herein, and makes no representations about its suitability for any particular purpose. Users should make their own judgements about those matters and/or seek independent advice. You assume all risks associated with use of the data provided on this page.

# Race Results

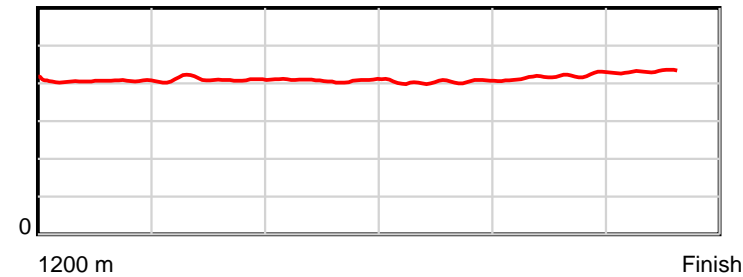
May 04, 2014, Race 3, 2UP MDN-SW, Distance 1200m, Mowbray - Offset 0m

Result	TAB no.	Horse (Barrier)	1200 to	1000m to	800m to	600m to	400m to	200m to	Total or	Margin
6th	7	<b>Sapphire Storm (12)</b>	<b>1000m</b>	<b>800m</b>	<b>600m</b>	<b>400m</b>	<b>200m</b>	<b>WP</b>	<b>Average</b>	
		Position in running (margin)	-	12(16.2)	12(8.1)	9(5.4)	4(4.3)	6(6.3)		7.30
		Sectional time (s)	16.29	9.97	11.53	11.11	12.36	13.00		
		Cumulative time (s)	74.26	57.97	47.99	36.47	25.36	13.00	1:14.26	
		Speed (m/s)	12.28	20.06	17.35	18.00	16.18	15.38	16.16	
		Stride length (m)	5.28	8.23	7.07	7.27	6.65	6.60	6.73	
		Stride duration (s)	0.434	0.410	0.408	0.404	0.411	0.429	0.416	
		Stride efficiency (%)	43.58	105.73	78.14	82.66	69.17	67.97	70.74	
		Stride count	37.87	24.31	28.28	27.50	30.06	30.33	178.35	

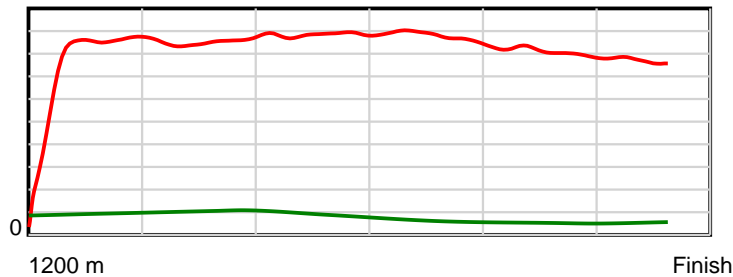
10 m Stride length



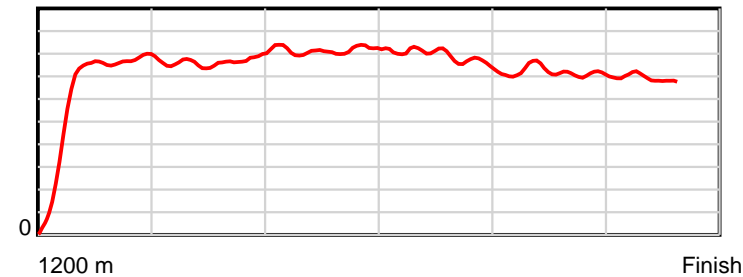
0.6 s Stride duration



20 m/sec Speed



100 % Stride efficiency



Note: Horizontal distance axis grid lines are 200m furlongs.

## Disclaimer.

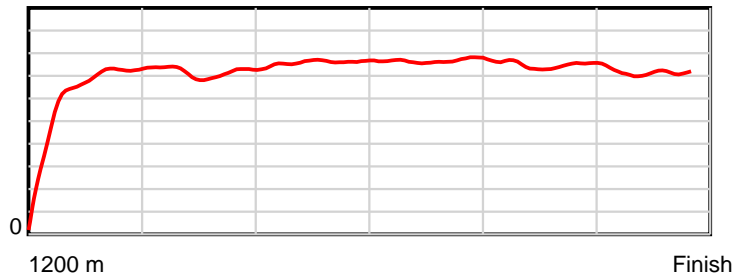
Tasracing Pty Ltd and Thoroughbred Ratings Pty Ltd accepts no responsibility for the completeness or accuracy of any of the information contained herein, and makes no representations about its suitability for any particular purpose. Users should make their own judgements about those matters and/or seek independent advice. You assume all risks associated with use of the data provided on this page.

# Race Results

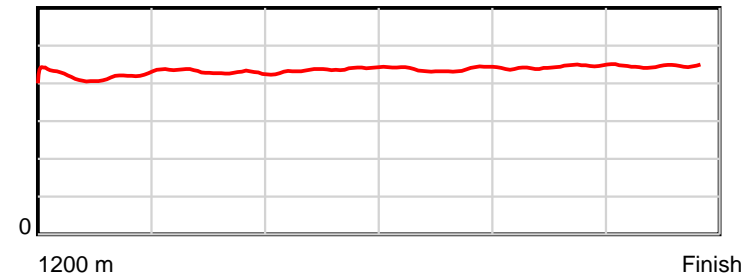
May 04, 2014, Race 3, 2UP MDN-SW, Distance 1200m, Mowbray - Offset 0m

Result	TAB no.	Horse (Barrier)	1200 to	1000m to	800m to	600m to	400m to	200m to	Total or	Margin
7th	4	Judah (14)	1000m	800m	600m	400m	200m	WP	Average	
		Position in running (margin)	-	11(4.8)	13(9.3)	13(7.7)	13(8.0)	12(9.1)		7.80
		Sectional time (s)	14.48	12.07	11.72	11.33	12.21	12.53		
		Cumulative time (s)	74.35	59.87	47.79	36.07	24.74	12.53	1:14.34	
		Speed (m/s)	13.81	16.57	17.06	17.65	16.38	15.96	16.14	
		Stride length (m)	5.62	7.15	7.39	7.73	7.23	7.13	6.97	
		Stride duration (s)	0.409	0.431	0.433	0.438	0.441	0.447	0.432	
		Stride efficiency (%)	49.42	79.79	85.25	93.43	81.64	79.45	75.87	
		Stride count	35.56	27.99	27.08	25.87	27.67	28.05	172.22	

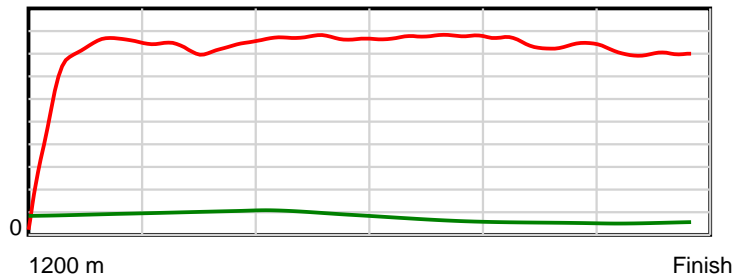
10 m Stride length



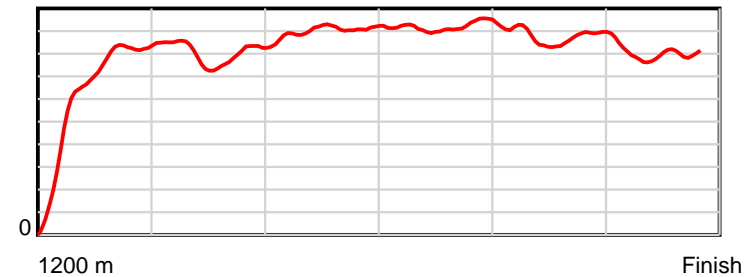
0.6 s Stride duration



20 m/sec Speed



100 % Stride efficiency



Note: Horizontal distance axis grid lines are 200m furlongs.

## Disclaimer.

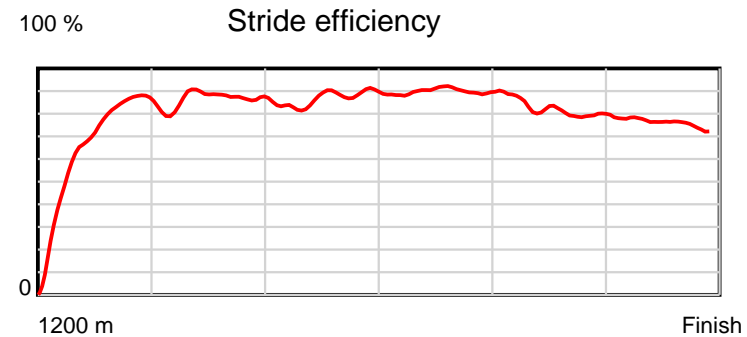
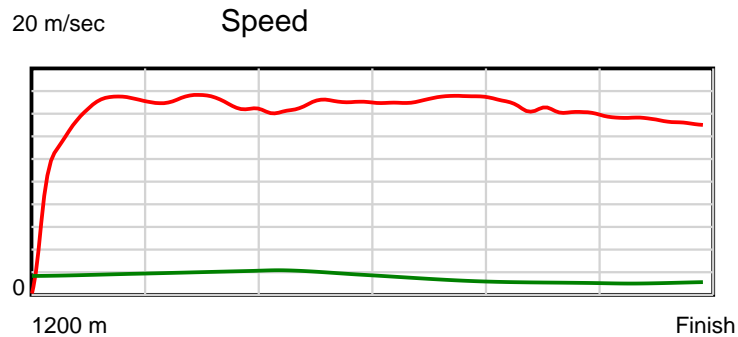
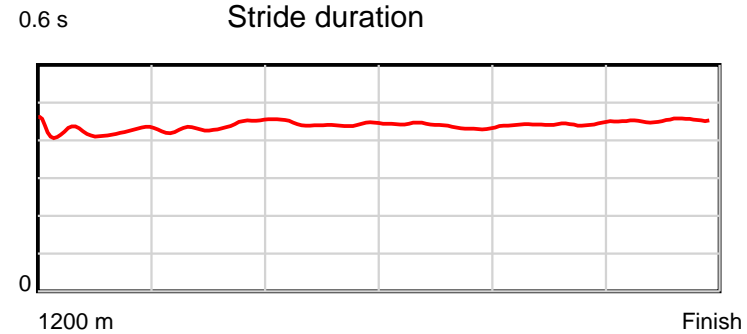
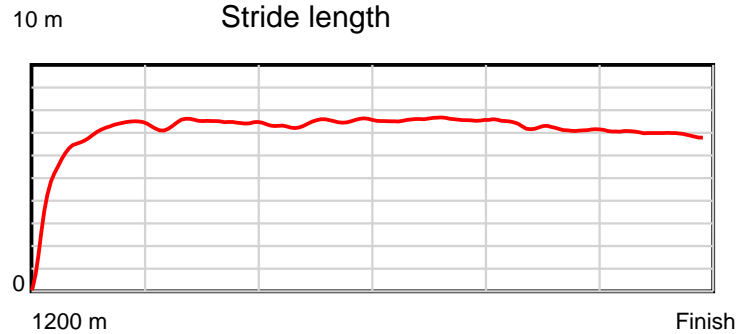
Tasracing Pty Ltd and Thoroughbred Ratings Pty Ltd accepts no responsibility for the completeness or accuracy of any of the information contained herein, and makes no representations about its suitability for any particular purpose. Users should make their own judgements about those matters and/or seek independent advice. You assume all risks associated with use of the data provided on this page.



# Race Results

May 04, 2014, Race 3, 2UP MDN-SW, Distance 1200m, Mowbray - Offset 0m

Result	TAB no.	Horse (Barrier)	1200 to	1000m to	800m to	600m to	400m to	200m to	Total or	Margin
8th	9	<b>Decent Bird (10)</b>	<b>1000m</b>	<b>800m</b>	<b>600m</b>	<b>400m</b>	<b>200m</b>	<b>WP</b>	<b>Average</b>	
		Position in running (margin)	-	3(1.3)	5(3.3)	5(4.4)	6(4.8)	5(6.2)		7.90
		Sectional time (s)	14.11	11.66	12.16	11.36	12.25	12.83		
		Cumulative time (s)	74.37	60.26	48.60	36.44	25.08	12.83	1:14.37	
		Speed (m/s)	14.18	17.15	16.45	17.61	16.33	15.59	16.14	
		Stride length (m)	6.11	7.48	7.30	7.71	7.22	7.06	7.11	
		Stride duration (s)	0.428	0.436	0.444	0.438	0.442	0.453	0.440	
		Stride efficiency (%)	58.30	87.41	83.21	92.81	81.49	77.95	78.93	
		Stride count	32.74	26.74	27.41	25.95	27.69	28.32	168.85	



Note: Horizontal distance axis grid lines are 200m furlongs.

**Disclaimer.**

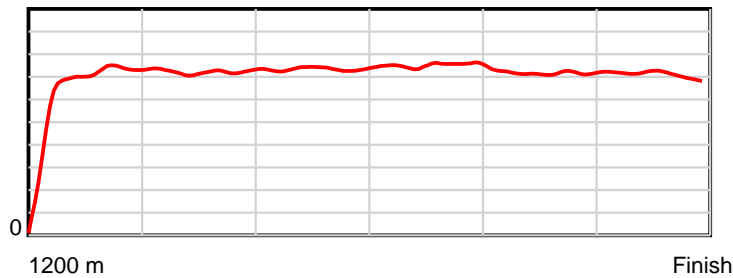
Tasracing Pty Ltd and Thoroughbred Ratings Pty Ltd accepts no responsibility for the completeness or accuracy of any of the information contained herein, and makes no representations about its suitability for any particular purpose. Users should make their own judgements about those matters and/or seek independent advice. You assume all risks associated with use of the data provided on this page.

# Race Results

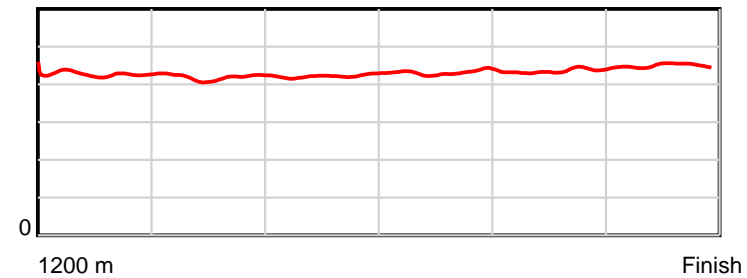
May 04, 2014, Race 3, 2UP MDN-SW, Distance 1200m, Mowbray - Offset 0m

Result	TAB no.	Horse (Barrier)	1200 to	1000m to	800m to	600m to	400m to	200m to	Total or	Margin
9th	5	Le Piccole Cos... (11)	1000m	800m	600m	400m	200m	WP	Average	
		Position in running (margin)	-	5(3.1)	8(5.3)	7(4.7)	7(5.4)	8(7.6)		8.30
		Sectional time (s)	14.37	11.68	11.88	11.40	12.40	12.71		
		Cumulative time (s)	74.44	60.07	48.39	36.51	25.10	12.71	1:14.43	
		Speed (m/s)	13.91	17.12	16.84	17.54	16.13	15.74	16.12	
		Stride length (m)	5.98	7.18	7.09	7.57	7.01	7.07	6.95	
		Stride duration (s)	0.428	0.420	0.421	0.431	0.435	0.449	0.431	
		Stride efficiency (%)	55.87	80.60	78.64	89.47	76.89	78.03	75.42	
		Stride count	33.45	27.85	28.19	26.43	28.51	28.30	172.73	

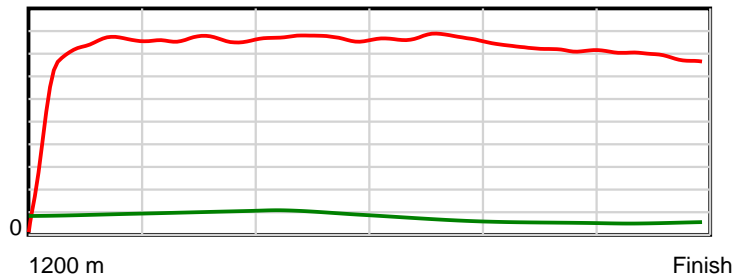
10 m Stride length



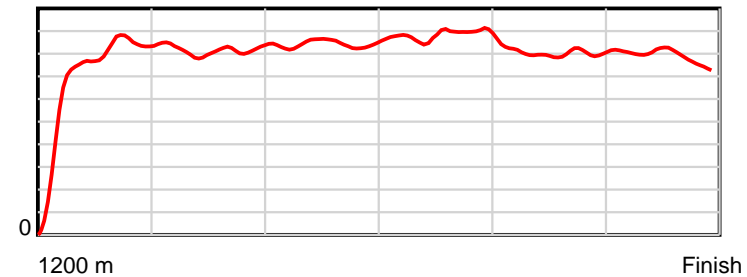
0.6 s Stride duration



20 m/sec Speed



100 % Stride efficiency



Note: Horizontal distance axis grid lines are 200m furlongs.

## Disclaimer.

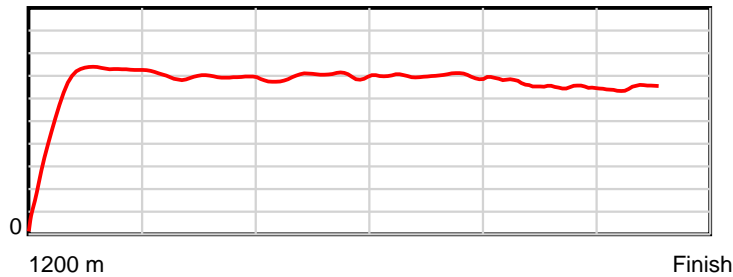
Tasracing Pty Ltd and Thoroughbred Ratings Pty Ltd accepts no responsibility for the completeness or accuracy of any of the information contained herein, and makes no representations about its suitability for any particular purpose. Users should make their own judgements about those matters and/or seek independent advice. You assume all risks associated with use of the data provided on this page.

# Race Results

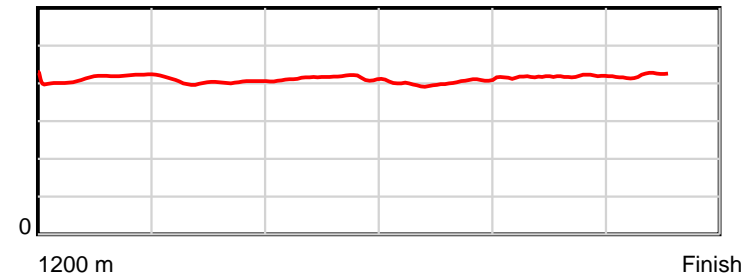
May 04, 2014, Race 3, 2UP MDN-SW, Distance 1200m, Mowbray - Offset 0m

Result	TAB no.	Horse (Barrier)	1200 to	1000m to	800m to	600m to	400m to	200m to	Total or	Margin
10th	11	<b>Mercyful Fate (4)</b>	<b>1000m</b>	<b>800m</b>	<b>600m</b>	<b>400m</b>	<b>200m</b>	<b>WP</b>	<b>Average</b>	
		Position in running (margin)	-	13(17.2)	9(6.4)	8(4.8)	8(5.5)	7(7.2)		8.60
		Sectional time (s)	16.70	9.54	11.71	11.41	12.30	12.84		
		Cumulative time (s)	74.50	57.80	48.26	36.55	25.15	12.84	1:14.50	
		Speed (m/s)	11.97	20.96	17.08	17.53	16.26	15.58	16.11	
		Stride length (m)	5.37	8.57	7.01	7.08	6.72	6.56	6.75	
		Stride duration (s)	0.449	0.408	0.410	0.404	0.413	0.421	0.419	
		Stride efficiency (%)	45.05	114.69	76.72	78.28	70.59	67.16	71.28	
		Stride count	37.25	23.35	28.54	28.26	29.76	30.51	177.67	

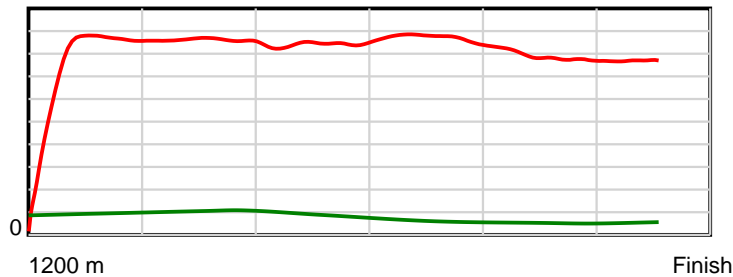
10 m Stride length



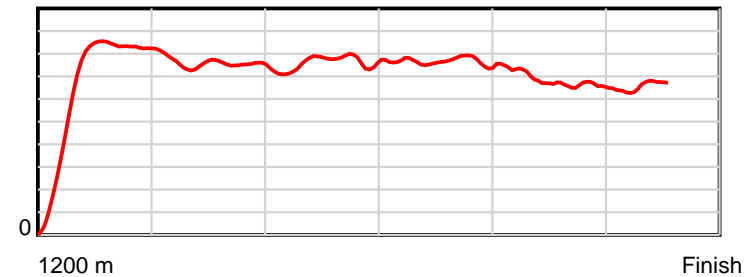
0.6 s Stride duration



20 m/sec Speed



100 % Stride efficiency



Note: Horizontal distance axis grid lines are 200m furlongs.

## Disclaimer.

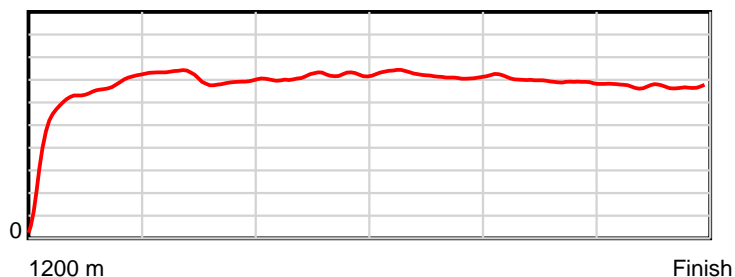
Tasracing Pty Ltd and Thoroughbred Ratings Pty Ltd accepts no responsibility for the completeness or accuracy of any of the information contained herein, and makes no representations about its suitability for any particular purpose. Users should make their own judgements about those matters and/or seek independent advice. You assume all risks associated with use of the data provided on this page.

# Race Results

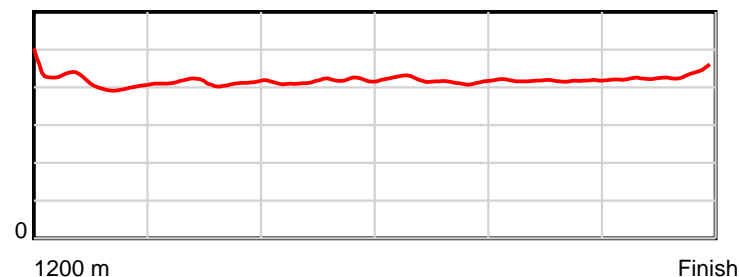
May 04, 2014, Race 3, 2UP MDN-SW, Distance 1200m, Mowbray - Offset 0m

Result	TAB no.	Horse (Barrier)	1200 to	1000m to	800m to	600m to	400m to	200m to	Total or	Margin
11th	16	<b>Made of Stars (13)</b>	<b>1000m</b>	<b>800m</b>	<b>600m</b>	<b>400m</b>	<b>200m</b>	<b>WP</b>	<b>Average</b>	
		Position in running (margin)	-	9(4.4)	10(6.7)	12(6.6)	11(7.2)	9(8.2)		9.60
		Sectional time (s)	14.73	11.71	11.97	11.39	12.19	12.70		
		Cumulative time (s)	74.69	59.96	48.25	36.28	24.89	12.70	1:14.68	
		Speed (m/s)	13.58	17.08	16.71	17.56	16.41	15.75	16.07	
		Stride length (m)	5.73	7.04	6.94	7.33	6.85	6.82	6.74	
		Stride duration (s)	0.416	0.412	0.415	0.417	0.418	0.433	0.420	
		Stride efficiency (%)	51.30	77.45	75.30	83.96	73.42	72.62	71.08	
		Stride count	34.90	28.41	28.81	27.29	29.18	29.34	177.93	

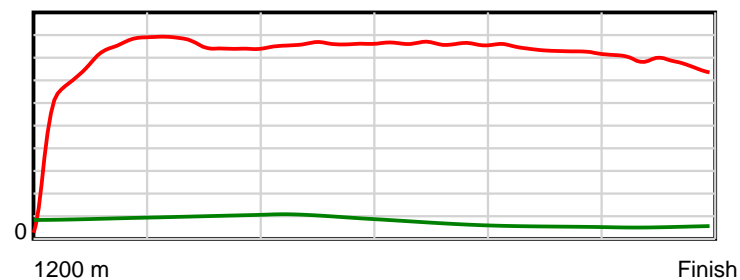
10 m Stride length



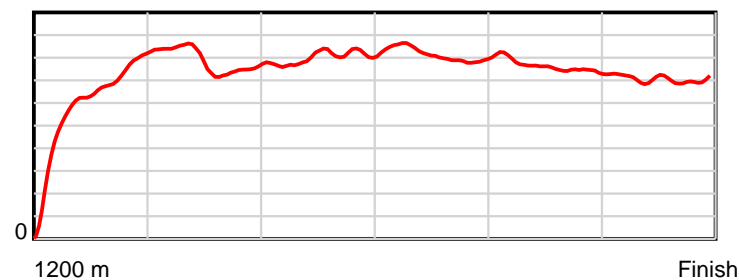
0.6 s Stride duration



20 m/sec Speed



100 % Stride efficiency



Note: Horizontal distance axis grid lines are 200m furlongs.

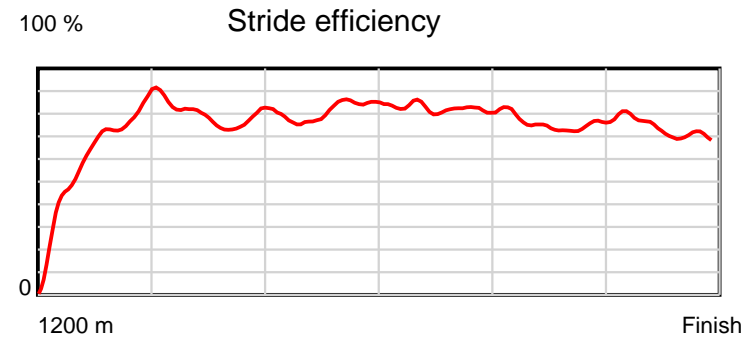
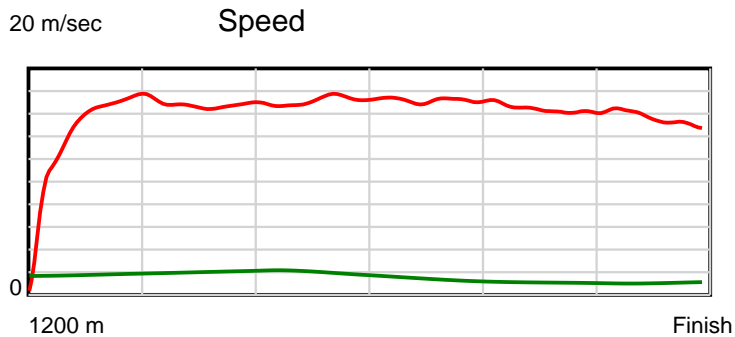
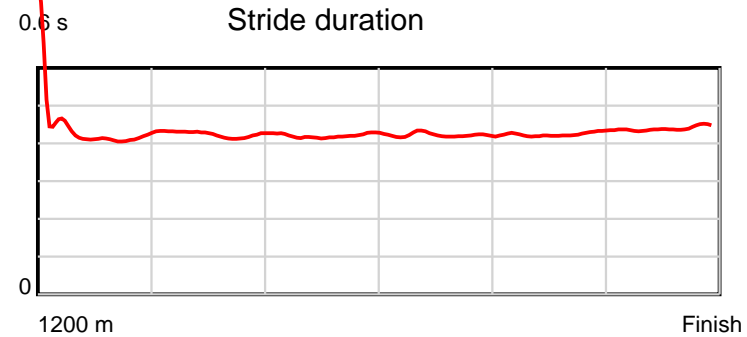
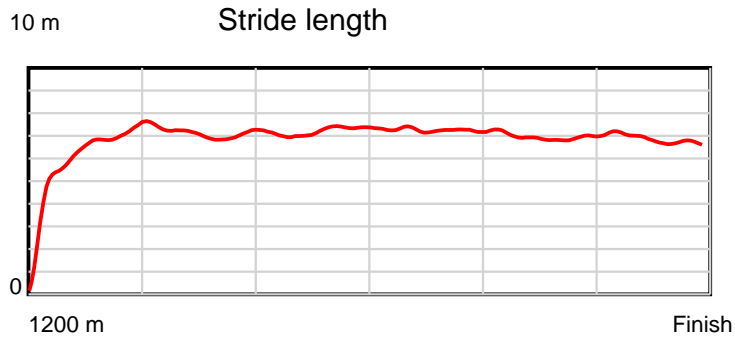
## Disclaimer.

Tasracing Pty Ltd and Thoroughbred Ratings Pty Ltd accepts no responsibility for the completeness or accuracy of any of the information contained herein, and makes no representations about its suitability for any particular purpose. Users should make their own judgements about those matters and/or seek independent advice. You assume all risks associated with use of the data provided on this page.

# Race Results

May 04, 2014, Race 3, 2UP MDN-SW, Distance 1200m, Mowbray - Offset 0m

Result	TAB no.	Horse (Barrier)	1200 to	1000m to	800m to	600m to	400m to	200m to	Total or	Margin
12th	1	Bachelor's Lif... (5)	1000m	800m	600m	400m	200m	WP	Average	
		Position in running (margin)	-	8(4.1)	11(7.6)	11(6.5)	12(7.6)	11(9.0)		9.60
		Sectional time (s)	14.57	11.90	11.80	11.47	12.26	12.69		
		Cumulative time (s)	74.69	60.12	48.22	36.41	24.94	12.69	1:14.68	
		Speed (m/s)	13.72	16.81	16.95	17.44	16.31	15.76	16.07	
		Stride length (m)	6.16	7.13	7.11	7.35	6.93	6.94	6.91	
		Stride duration (s)	0.447	0.424	0.420	0.422	0.424	0.440	0.430	
		Stride efficiency (%)	59.20	79.35	78.99	84.46	74.98	75.16	74.67	
		Stride count	32.49	28.07	28.13	27.20	28.87	28.84	173.60	



Note: Horizontal distance axis grid lines are 200m furlongs.

#### Disclaimer.

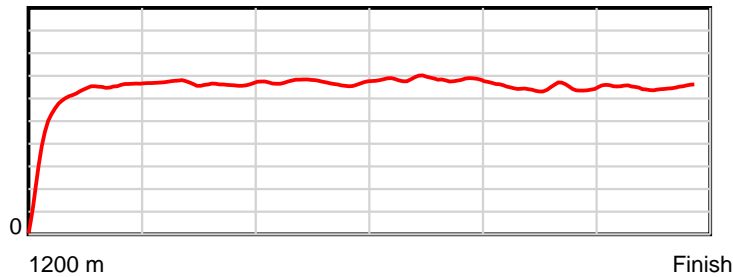
Tasracing Pty Ltd and Thoroughbred Ratings Pty Ltd accepts no responsibility for the completeness or accuracy of any of the information contained herein, and makes no representations about its suitability for any particular purpose. Users should make their own judgements about those matters and/or seek independent advice. You assume all risks associated with use of the data provided on this page.

# Race Results

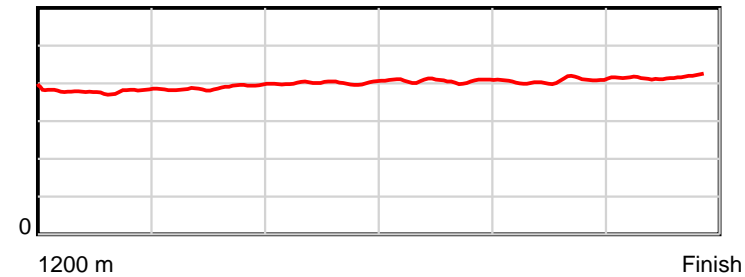
May 04, 2014, Race 3, 2UP MDN-SW, Distance 1200m, Mowbray - Offset 0m

Result	TAB no.	Horse (Barrier)	1200 to	1000m to	800m to	600m to	400m to	200m to	Total or	Margin
13th	12	Miss Ambitious (1)	1000m	800m	600m	400m	200m	WP	Average	
		Position in running (margin)	-	6(3.2)	4(3.0)	6(4.5)	10(6.8)	13(9.7)		10.60
		Sectional time (s)	14.35	11.29	12.22	11.69	12.49	12.83		
		Cumulative time (s)	74.88	60.53	49.24	37.02	25.33	12.83	1:14.87	
		Speed (m/s)	13.93	17.71	16.37	17.11	16.01	15.59	16.02	
		Stride length (m)	5.30	6.86	6.56	6.96	6.51	6.47	6.39	
		Stride duration (s)	0.380	0.388	0.401	0.407	0.406	0.415	0.399	
		Stride efficiency (%)	43.97	73.64	67.27	75.60	66.15	65.51	63.87	
		Stride count	37.71	29.13	30.48	28.75	30.74	30.89	187.70	

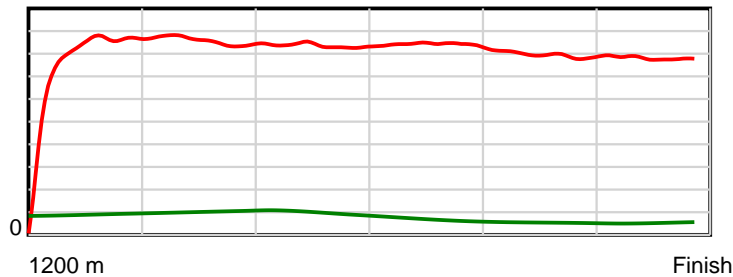
10 m Stride length



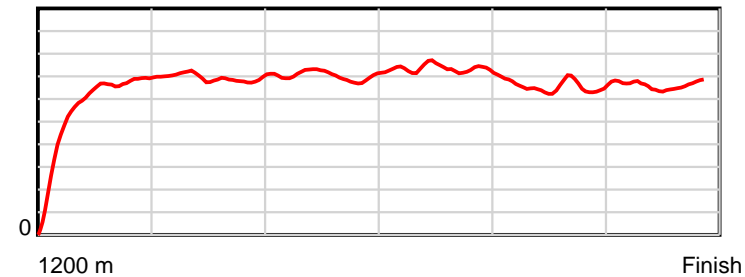
0.6 s Stride duration



20 m/sec Speed



100 % Stride efficiency



Note: Horizontal distance axis grid lines are 200m furlongs.

## Disclaimer.

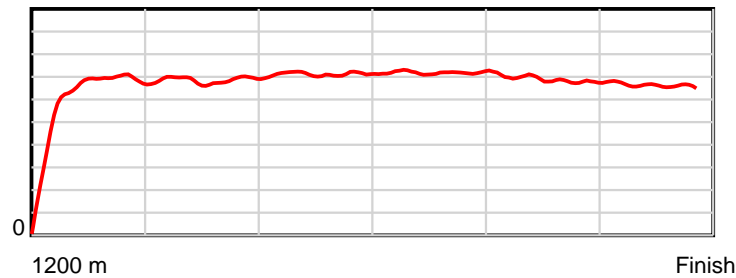
Tasracing Pty Ltd and Thoroughbred Ratings Pty Ltd accepts no responsibility for the completeness or accuracy of any of the information contained herein, and makes no representations about its suitability for any particular purpose. Users should make their own judgements about those matters and/or seek independent advice. You assume all risks associated with use of the data provided on this page.

# Race Results

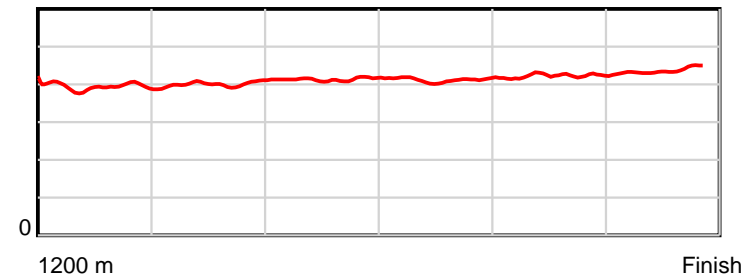
May 04, 2014, Race 3, 2UP MDN-SW, Distance 1200m, Mowbray - Offset 0m

Result	TAB no.	Horse (Barrier)	1200 to	1000m to	800m to	600m to	400m to	200m to	Total or	Margin
14th	13	Sh'bourne Bel (9)	1000m	800m	600m	400m	200m	WP	Average	
		Position in running (margin)	-	10(4.4)	7(5.2)	10(5.4)	9(6.0)	10(8.6)		13.60
		Sectional time (s)	14.96	11.46	12.00	11.40	12.45	13.20		
		Cumulative time (s)	75.47	60.51	49.05	37.05	25.65	13.20	1:15.47	
		Speed (m/s)	13.37	17.45	16.67	17.54	16.06	15.15	15.90	
		Stride length (m)	5.47	6.93	6.87	7.22	6.75	6.61	6.59	
		Stride duration (s)	0.393	0.397	0.412	0.411	0.420	0.436	0.414	
		Stride efficiency (%)	46.79	75.09	73.75	81.36	71.23	68.19	67.84	
		Stride count	36.55	28.85	29.11	27.72	29.62	30.28	182.13	

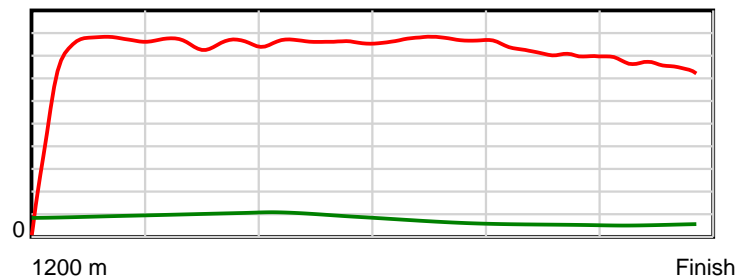
10 m Stride length



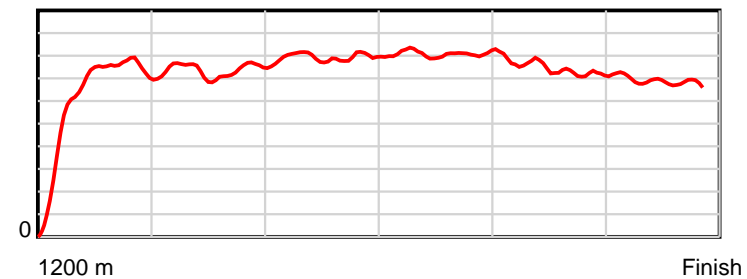
0.6 s Stride duration



20 m/sec Speed



100 % Stride efficiency



Note: Horizontal distance axis grid lines are 200m furlongs.

## Disclaimer.

Tasracing Pty Ltd and Thoroughbred Ratings Pty Ltd accepts no responsibility for the completeness or accuracy of any of the information contained herein, and makes no representations about its suitability for any particular purpose. Users should make their own judgements about those matters and/or seek independent advice. You assume all risks associated with use of the data provided on this page.