



Race Results

Tasmanian Turf Club, Launceston, May 04, 2014

Compilation date: May 5, 2014, 11:40:09 AM (EST)

Copyright © 2014 Tasracing Pty Ltd. All rights reserved.

Trademarks.

StrideMASTER is a registered trademark of Thoroughbred Ratings Pty Ltd.

Disclaimer.

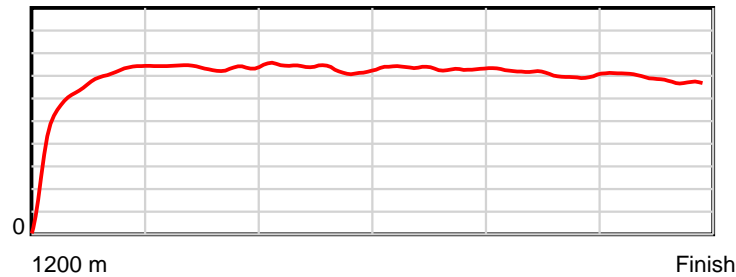
Tasracing Pty Ltd and Thoroughbred Ratings Pty Ltd accepts no responsibility for the completeness or accuracy of any of the information contained herein, and makes no representations about its suitability for any particular purpose. Users should make their own judgements about those matters and/or seek independent advice. You assume all risks associated with use of the data provided on this page.

Race Results

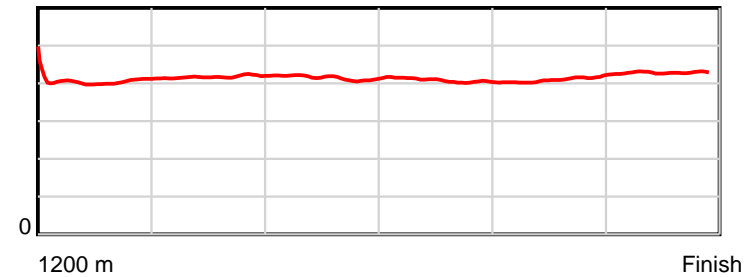
May 04, 2014, Race 5, OPN HCP, Distance 1200m, Mowbray - Offset 0m

Result	TAB no.	Horse (Barrier)	1200 to	1000m to	800m to	600m to	400m to	200m to	Total or	Margin
1st	3	Sh'bourne Spir... (2)	1000m	800m	600m	400m	200m	WP	Average	
		Position in running (margin)	-	1(0.0)	1(0.0)	1(0.0)	1(0.0)	1(0.0)		0.00
		Sectional time (s)	13.68	11.12	11.56	10.98	11.64	12.38		
		Cumulative time (s)	71.35	57.67	46.56	34.99	24.01	12.38	1:11.34	
		Speed (m/s)	14.62	17.99	17.30	18.21	17.18	16.16	16.82	
		Stride length (m)	6.00	7.50	7.17	7.44	7.03	6.92	6.97	
		Stride duration (s)	0.410	0.417	0.414	0.408	0.409	0.428	0.415	
		Stride efficiency (%)	56.23	87.98	80.24	86.46	77.33	74.87	75.96	
		Stride count	33.34	26.66	27.91	26.89	28.43	28.89	172.12	

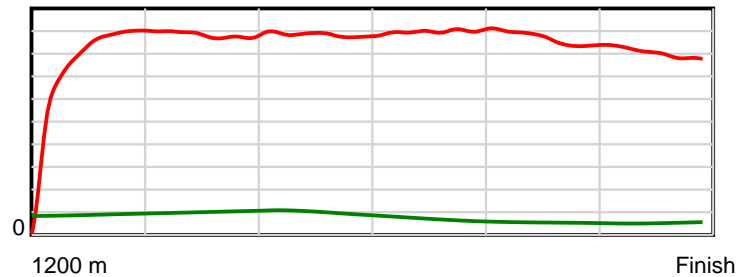
10 m Stride length



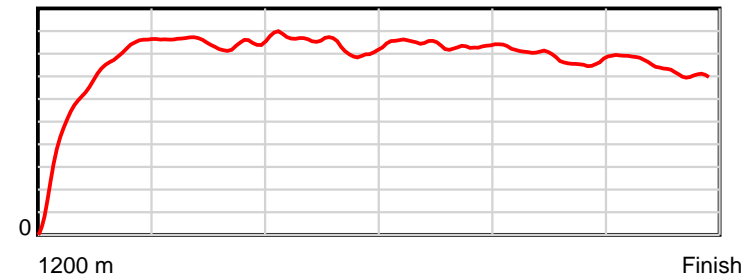
0.6 s Stride duration



20 m/sec Speed



100 % Stride efficiency



Note: Horizontal distance axis grid lines are 200m furlongs.

Disclaimer.

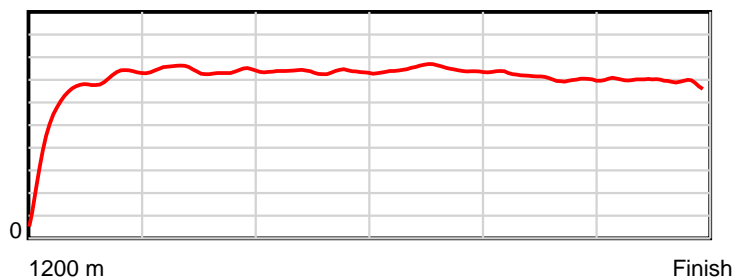
Tasracing Pty Ltd and Thoroughbred Ratings Pty Ltd accepts no responsibility for the completeness or accuracy of any of the information contained herein, and makes no representations about its suitability for any particular purpose. Users should make their own judgements about those matters and/or seek independent advice. You assume all risks associated with use of the data provided on this page.

Race Results

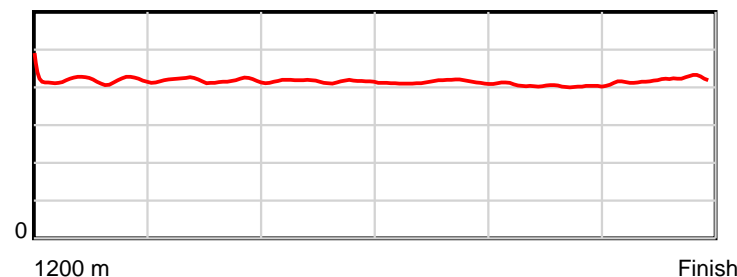
May 04, 2014, Race 5, OPN HCP, Distance 1200m, Mowbray - Offset 0m

Result	TAB no.	Horse (Barrier)	1200 to	1000m to	800m to	600m to	400m to	200m to	Total or	Margin
2nd	5	Royal Rapture (6)	1000m	800m	600m	400m	200m	WP	Average	
		Position in running (margin)	-	4(2.5)	4(3.3)	4(3.3)	4(2.5)	2(1.7)		0.50
		Sectional time (s)	14.21	11.25	11.57	10.85	11.51	12.06		
		Cumulative time (s)	71.44	57.23	45.98	34.41	23.57	12.06	1:11.43	
		Speed (m/s)	14.08	17.78	17.29	18.43	17.38	16.58	16.80	
		Stride length (m)	5.89	7.44	7.18	7.63	7.02	6.96	6.97	
		Stride duration (s)	0.427	0.418	0.415	0.414	0.404	0.420	0.415	
		Stride efficiency (%)	54.24	86.42	80.61	90.94	77.05	75.64	75.94	
		Stride count	33.95	26.89	27.85	26.22	28.48	28.75	172.14	

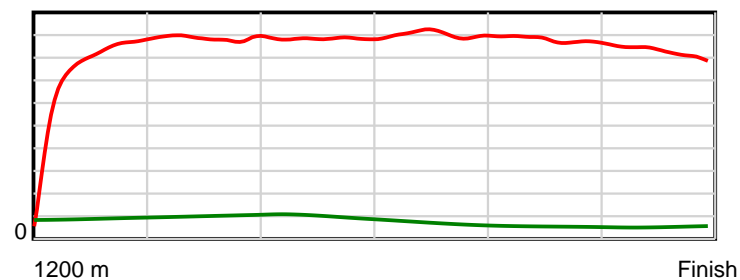
10 m Stride length



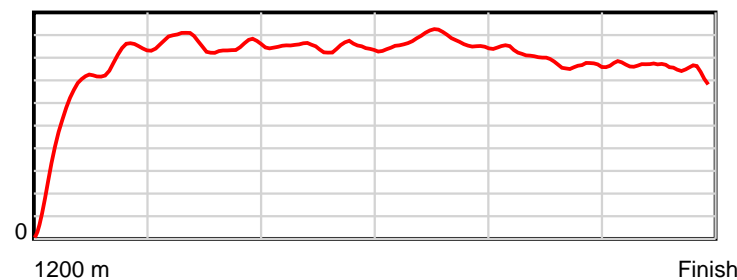
0.6 s Stride duration



20 m/sec Speed



100 % Stride efficiency



Note: Horizontal distance axis grid lines are 200m furlongs.

Disclaimer.

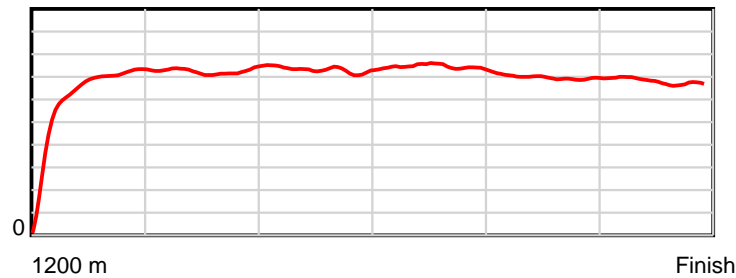
Tasracing Pty Ltd and Thoroughbred Ratings Pty Ltd accepts no responsibility for the completeness or accuracy of any of the information contained herein, and makes no representations about its suitability for any particular purpose. Users should make their own judgements about those matters and/or seek independent advice. You assume all risks associated with use of the data provided on this page.

Race Results

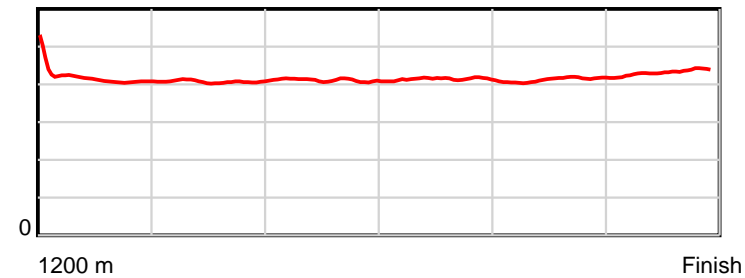
May 04, 2014, Race 5, OPN HCP, Distance 1200m, Mowbray - Offset 0m

Result	TAB no.	Horse (Barrier)	1200 to	1000m to	800m to	600m to	400m to	200m to	Total or	Margin
3rd	2	Makes Cents (1)	1000m	800m	600m	400m	200m	WP	Average	
		Position in running (margin)	-	3(2.4)	3(1.7)	2(1.8)	3(2.1)	3(2.3)		3.30
		Sectional time (s)	14.08	11.00	11.58	11.03	11.68	12.57		
		Cumulative time (s)	71.94	57.86	46.86	35.28	24.25	12.57	1:11.93	
		Speed (m/s)	14.20	18.18	17.27	18.13	17.12	15.91	16.68	
		Stride length (m)	6.07	7.39	7.10	7.49	7.06	6.87	6.96	
		Stride duration (s)	0.428	0.406	0.411	0.414	0.412	0.432	0.417	
		Stride efficiency (%)	57.62	85.24	78.68	87.77	77.84	73.74	75.75	
		Stride count	32.94	27.08	28.19	26.69	28.34	29.11	172.35	

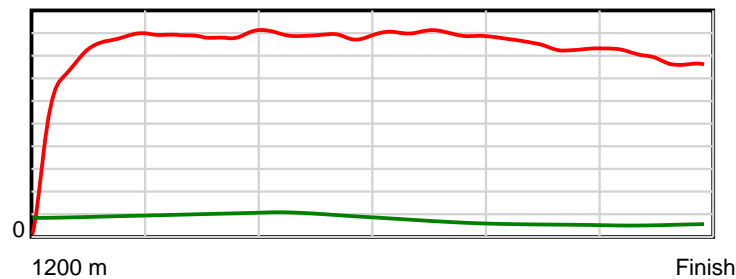
10 m Stride length



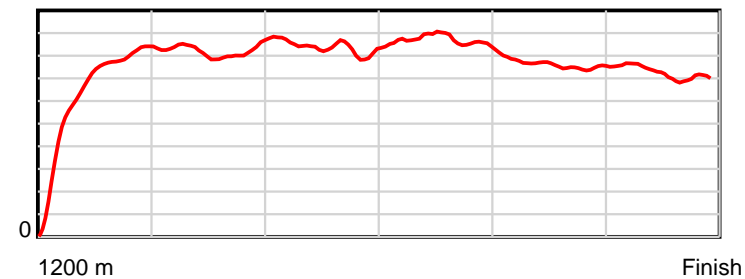
0.6 s Stride duration



20 m/sec Speed



100 % Stride efficiency



Note: Horizontal distance axis grid lines are 200m furlongs.

Disclaimer.

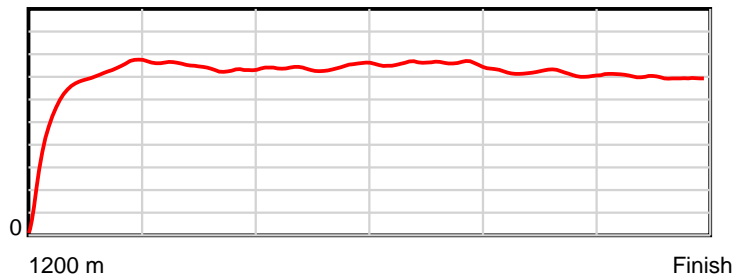
Tasracing Pty Ltd and Thoroughbred Ratings Pty Ltd accepts no responsibility for the completeness or accuracy of any of the information contained herein, and makes no representations about its suitability for any particular purpose. Users should make their own judgements about those matters and/or seek independent advice. You assume all risks associated with use of the data provided on this page.

Race Results

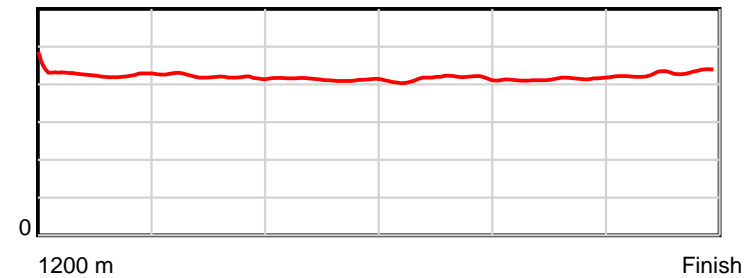
May 04, 2014, Race 5, OPN HCP, Distance 1200m, Mowbray - Offset 0m

Result	TAB no.	Horse (Barrier)	1200 to	1000m to	800m to	600m to	400m to	200m to	Total or	Margin
4th	6	Pengalas Gee G... (3)	1000m	800m	600m	400m	200m	WP	Average	
		Position in running (margin)	-	5(2.5)	5(4.1)	5(3.7)	5(2.7)	4(3.4)		3.40
		Sectional time (s)	14.14	11.38	11.50	10.81	11.76	12.38		
		Cumulative time (s)	71.96	57.82	46.45	34.95	24.14	12.38	1:11.95	
		Speed (m/s)	14.14	17.57	17.39	18.50	17.01	16.16	16.68	
		Stride length (m)	6.15	7.40	7.19	7.66	7.03	6.95	7.03	
		Stride duration (s)	0.430	0.421	0.414	0.414	0.413	0.430	0.422	
		Stride efficiency (%)	59.11	85.65	80.84	91.65	77.15	75.44	77.23	
		Stride count	32.52	27.01	27.81	26.11	28.46	28.78	170.69	

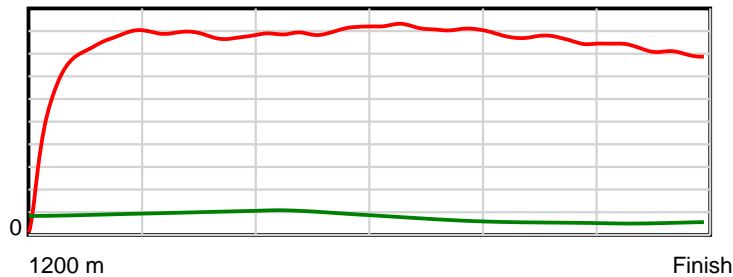
10 m Stride length



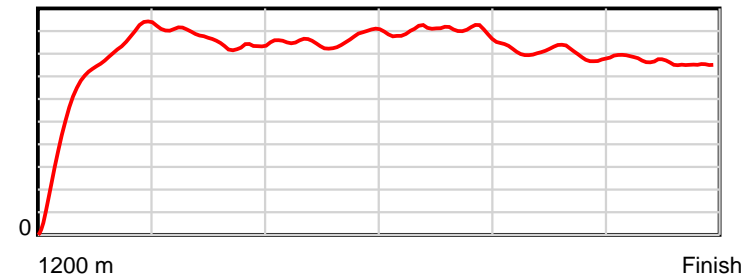
0.6 s Stride duration



20 m/sec Speed



100 % Stride efficiency



Note: Horizontal distance axis grid lines are 200m furlongs.

Disclaimer.

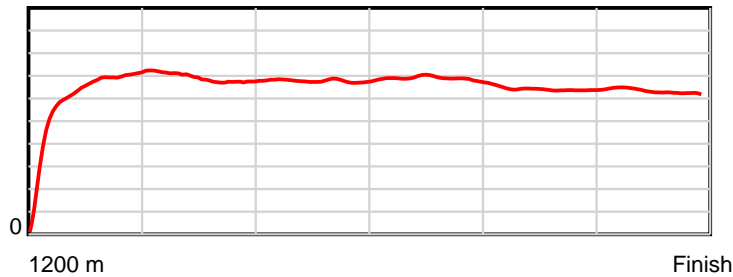
Tasracing Pty Ltd and Thoroughbred Ratings Pty Ltd accepts no responsibility for the completeness or accuracy of any of the information contained herein, and makes no representations about its suitability for any particular purpose. Users should make their own judgements about those matters and/or seek independent advice. You assume all risks associated with use of the data provided on this page.

Race Results

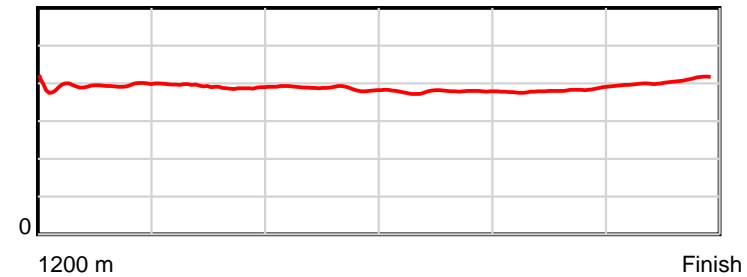
May 04, 2014, Race 5, OPN HCP, Distance 1200m, Mowbray - Offset 0m

Result	TAB no.	Horse (Barrier)	1200 to	1000m to	800m to	600m to	400m to	200m to	Total or	Margin
5th	1	Punctuate (4)	1000m	800m	600m	400m	200m	WP	Average	
		Position in running (margin)	-	2(1.2)	2(1.7)	3(2.5)	2(1.3)	5(3.4)		4.70
		Sectional time (s)	13.94	11.19	11.70	10.78	11.99	12.60		
		Cumulative time (s)	72.20	58.26	47.07	35.37	24.59	12.60	1:12.20	
		Speed (m/s)	14.35	17.87	17.09	18.55	16.68	15.87	16.62	
		Stride length (m)	5.65	6.98	6.63	7.02	6.35	6.43	6.48	
		Stride duration (s)	0.389	0.390	0.388	0.378	0.381	0.405	0.390	
		Stride efficiency (%)	49.88	76.05	68.69	76.98	63.04	64.61	65.52	
		Stride count	35.40	28.67	30.17	28.49	31.49	31.10	185.32	

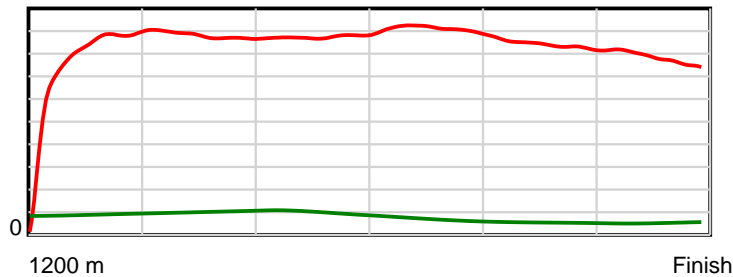
10 m Stride length



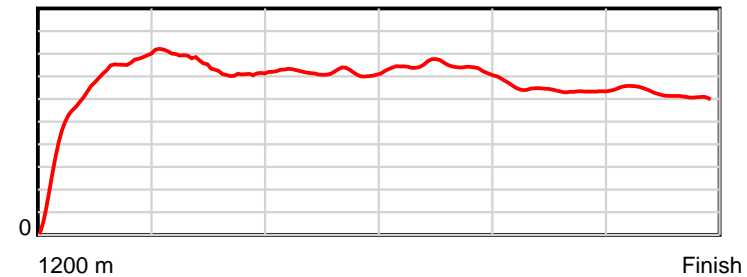
0.6 s Stride duration



20 m/sec Speed



100 % Stride efficiency



Note: Horizontal distance axis grid lines are 200m furlongs.

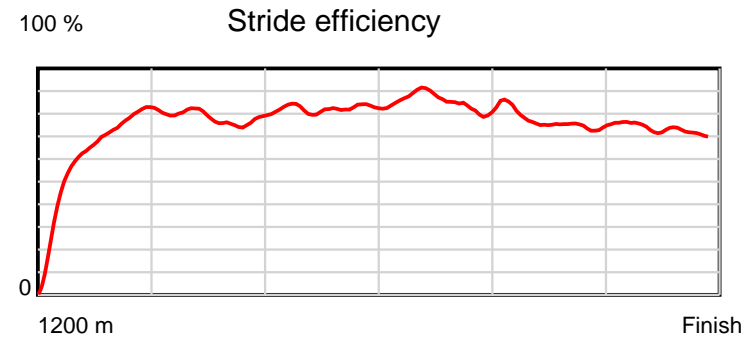
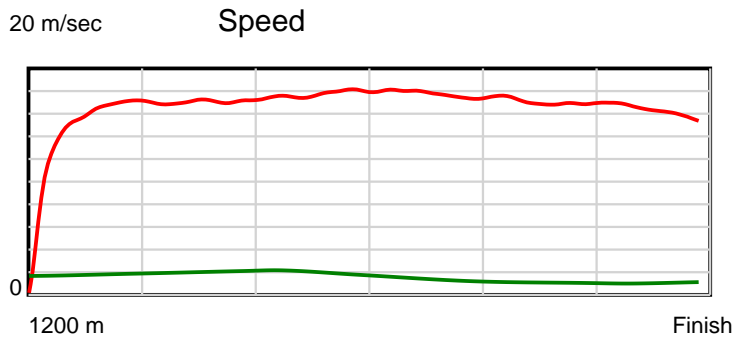
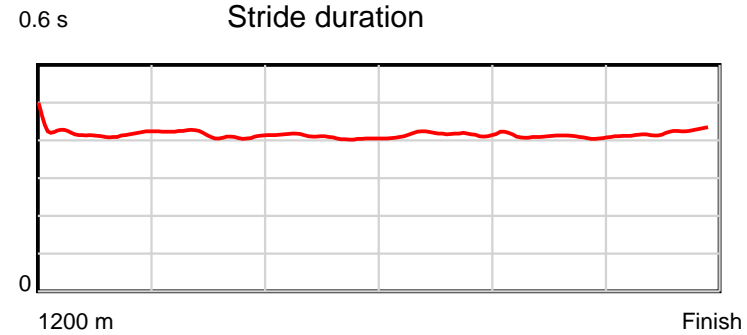
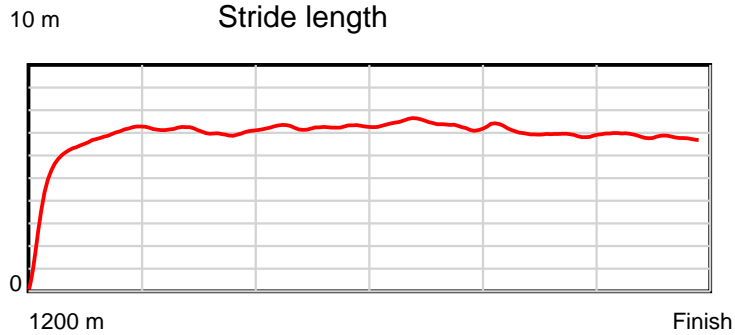
Disclaimer.

Tasracing Pty Ltd and Thoroughbred Ratings Pty Ltd accepts no responsibility for the completeness or accuracy of any of the information contained herein, and makes no representations about its suitability for any particular purpose. Users should make their own judgements about those matters and/or seek independent advice. You assume all risks associated with use of the data provided on this page.

Race Results

May 04, 2014, Race 5, OPN HCP, Distance 1200m, Mowbray - Offset 0m

Result	TAB no.	Horse (Barrier)	1200 to	1000m to	800m to	600m to	400m to	200m to	Total or	Margin
6th	4	Flash Al Moon (5)	1000m	800m	600m	400m	200m	WP	Average	
		Position in running (margin)	-	8(4.3)	7(6.7)	6(5.9)	6(6.1)	6(6.5)		6.00
		Sectional time (s)	14.50	11.52	11.44	11.02	11.69	12.27		
		Cumulative time (s)	72.44	57.94	46.42	34.98	23.96	12.27	1:12.43	
		Speed (m/s)	13.80	17.36	17.48	18.15	17.11	16.30	16.57	
		Stride length (m)	5.97	7.20	7.15	7.52	7.03	6.86	6.92	
		Stride duration (s)	0.427	0.415	0.409	0.414	0.411	0.421	0.418	
		Stride efficiency (%)	55.65	80.96	79.93	88.47	77.19	73.63	74.80	
		Stride count	33.51	27.79	27.96	26.58	28.46	29.14	173.44	



Note: Horizontal distance axis grid lines are 200m furlongs.

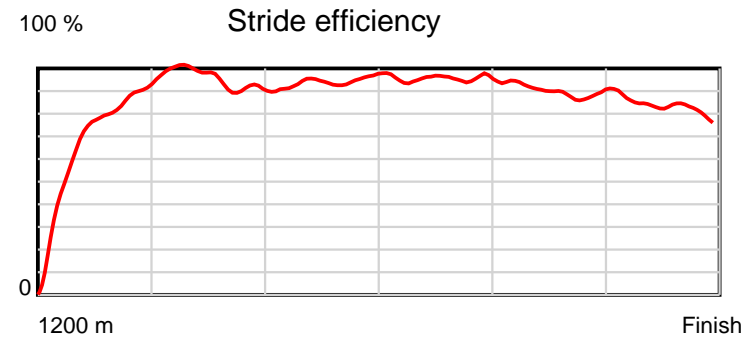
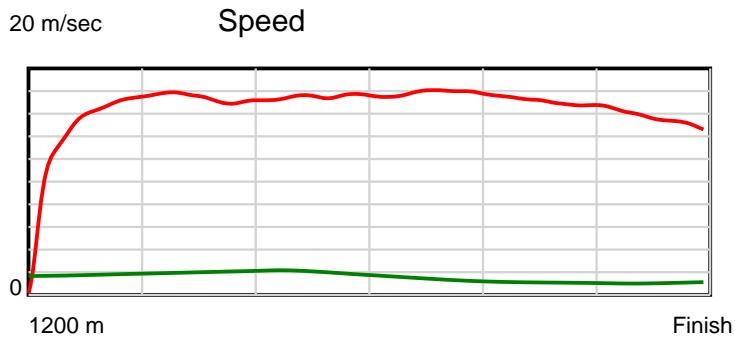
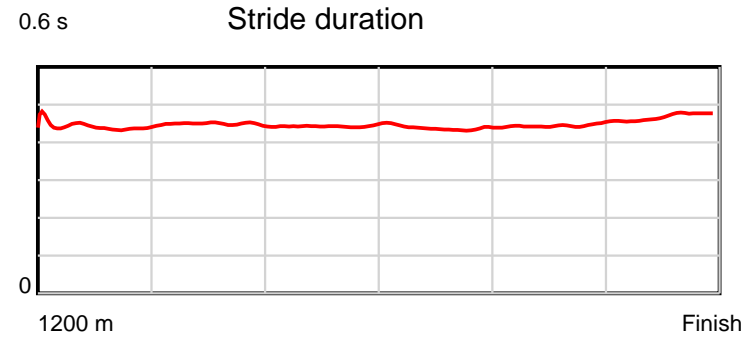
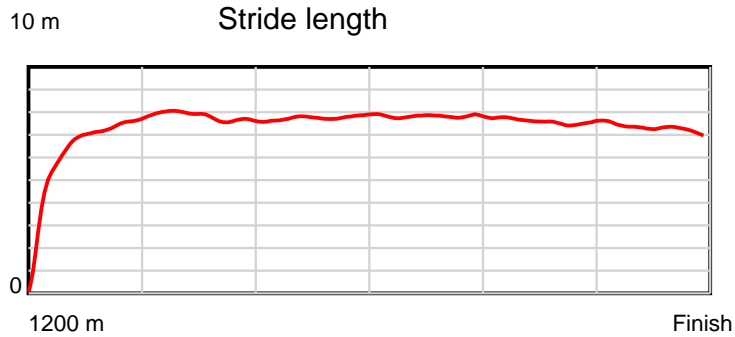
Disclaimer.

Tasracing Pty Ltd and Thoroughbred Ratings Pty Ltd accepts no responsibility for the completeness or accuracy of any of the information contained herein, and makes no representations about its suitability for any particular purpose. Users should make their own judgements about those matters and/or seek independent advice. You assume all risks associated with use of the data provided on this page.

Race Results

May 04, 2014, Race 5, OPN HCP, Distance 1200m, Mowbray - Offset 0m

Result	TAB no.	Horse (Barrier)	1200 to	1000m to	800m to	600m to	400m to	200m to	Total or	Margin
7th	7	Short Story (7)	1000m	800m	600m	400m	200m	WP	Average	
		Position in running (margin)	-	6(3.5)	6(5.6)	7(6.6)	7(6.5)	7(7.6)		10.30
		Sectional time (s)	14.38	11.47	11.73	10.97	11.82	12.87		
		Cumulative time (s)	73.24	58.86	47.39	35.66	24.69	12.87	1:13.23	
		Speed (m/s)	13.91	17.44	17.05	18.23	16.92	15.54	16.39	
		Stride length (m)	6.24	7.82	7.56	7.97	7.52	7.29	7.35	
		Stride duration (s)	0.447	0.448	0.444	0.437	0.445	0.469	0.449	
		Stride efficiency (%)	60.80	95.51	89.40	99.29	88.46	83.04	84.50	
		Stride count	32.06	25.58	26.44	25.09	26.58	27.44	163.19	



Note: Horizontal distance axis grid lines are 200m furlongs.

Disclaimer.

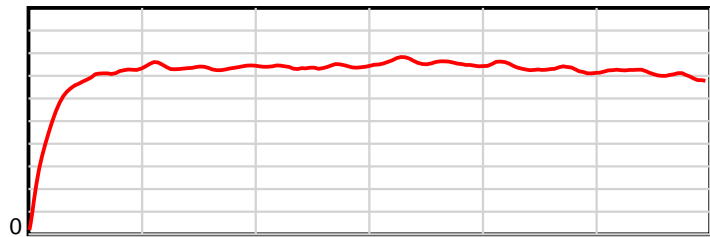
Tasracing Pty Ltd and Thoroughbred Ratings Pty Ltd accepts no responsibility for the completeness or accuracy of any of the information contained herein, and makes no representations about its suitability for any particular purpose. Users should make their own judgements about those matters and/or seek independent advice. You assume all risks associated with use of the data provided on this page.

Race Results

May 04, 2014, Race 5, OPN HCP, Distance 1200m, Mowbray - Offset 0m

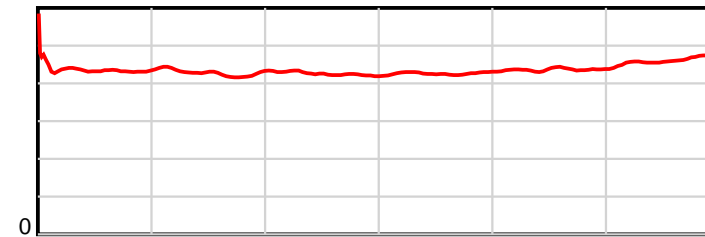
Result	TAB no.	Horse (Barrier)	1200 to	1000m to	800m to	600m to	400m to	200m to	Total or	Margin
8th	8	Lonaro (8)	1000m	800m	600m	400m	200m	WP	Average	
		Position in running (margin)	-	7(4.2)	8(6.7)	8(6.7)	8(6.7)	8(8.8)		11.80
		Sectional time (s)	14.58	11.53	11.56	10.98	11.98	12.89		
		Cumulative time (s)	73.52	58.94	47.40	35.85	24.86	12.89	1:13.51	
		Speed (m/s)	13.72	17.35	17.30	18.21	16.69	15.52	16.32	
		Stride length (m)	6.08	7.43	7.33	7.77	7.28	7.19	7.14	
		Stride duration (s)	0.435	0.428	0.424	0.427	0.436	0.463	0.437	
		Stride efficiency (%)	57.77	86.24	84.03	94.36	82.92	80.69	79.62	
		Stride count	32.89	26.92	27.27	25.74	27.46	27.83	168.11	

10 m Stride length



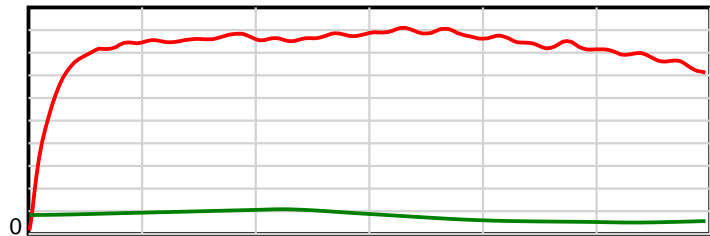
1200 m Finish

0.6 s Stride duration



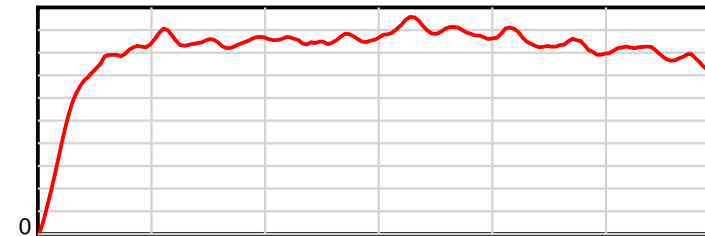
1200 m Finish

20 m/sec Speed



1200 m Finish

100 % Stride efficiency



1200 m Finish

Note: Horizontal distance axis grid lines are 200m furlongs.

Disclaimer.

Tasracing Pty Ltd and Thoroughbred Ratings Pty Ltd accepts no responsibility for the completeness or accuracy of any of the information contained herein, and makes no representations about its suitability for any particular purpose. Users should make their own judgements about those matters and/or seek independent advice. You assume all risks associated with use of the data provided on this page.