



Race Results

Devonport Racing Club, Devonport Synthetic, May 07, 2014

Compilation date: May 8, 2014, 11:54:02 AM (EST)

Copyright © 2014 Tasracing Pty Ltd. All rights reserved.

Trademarks.

StrideMASTER is a registered trademark of Thoroughbred Ratings Pty Ltd.

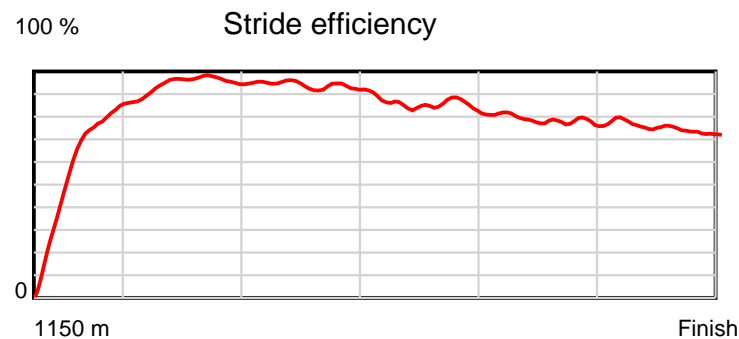
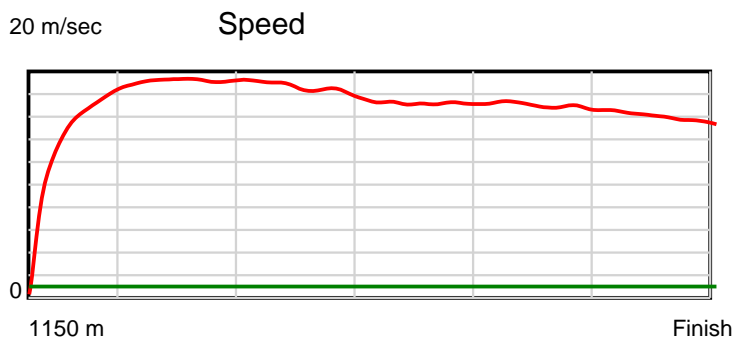
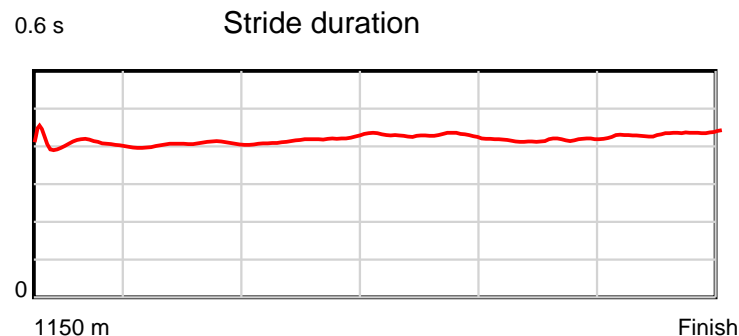
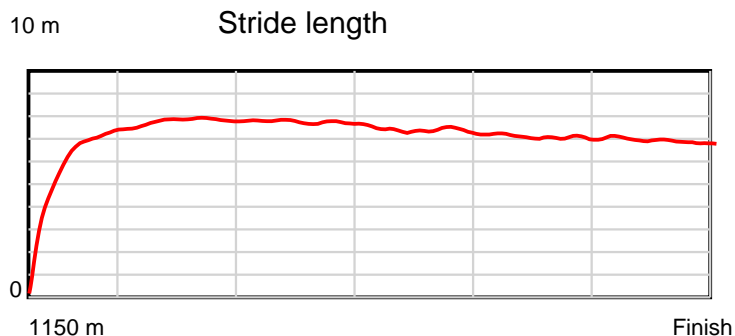
Disclaimer.

Tasracing Pty Ltd and Thoroughbred Ratings Pty Ltd accepts no responsibility for the completeness or accuracy of any of the information contained herein, and makes no representations about its suitability for any particular purpose. Users should make their own judgements about those matters and/or seek independent advice. You assume all risks associated with use of the data provided on this page.

Race Results

May 07, 2014, Race 1, 2UP MDN-SW, Distance 1150m, Spreyton - Offset 0m

Result	TAB no.	Horse (Barrier)	1150 to	1000m to	800m to	600m to	400m to	200m to	Total or	Margin
1st	5	Getaway Gold (3)	1000m	800m	600m	400m	200m	WP	Average	
		Position in running (margin)	-	3(0.6)	5(1.8)	4(2.3)	3(1.5)	2(0.4)		0.00
		Sectional time (s)	11.09	10.41	10.99	11.86	11.98	12.73		
		Cumulative time (s)	69.06	57.97	47.56	36.57	24.71	12.73	1:09.06	
		Speed (m/s)	13.53	19.21	18.20	16.86	16.69	15.71	16.65	
		Stride length (m)	5.59	7.79	7.62	7.22	6.93	6.82	6.98	
		Stride duration (s)	0.413	0.406	0.419	0.428	0.415	0.434	0.419	
		Stride efficiency (%)	48.78	94.93	90.63	81.48	75.07	72.75	76.24	
		Stride count	26.85	25.66	26.26	27.70	28.86	29.31	164.64	



Note: Horizontal distance axis grid lines are 200m furlongs.

Disclaimer.

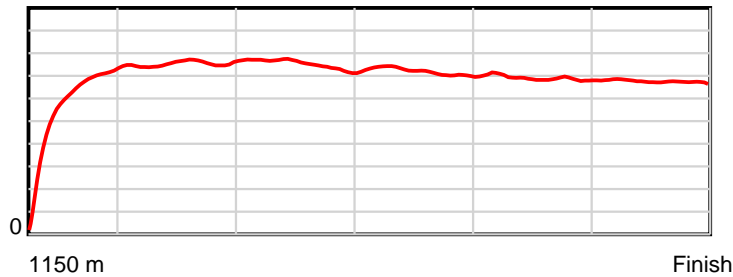
Tasracing Pty Ltd and Thoroughbred Ratings Pty Ltd accepts no responsibility for the completeness or accuracy of any of the information contained herein, and makes no representations about its suitability for any particular purpose. Users should make their own judgements about those matters and/or seek independent advice. You assume all risks associated with use of the data provided on this page.

Race Results

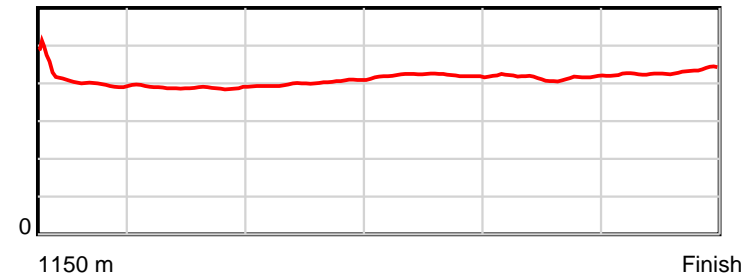
May 07, 2014, Race 1, 2UP MDN-SW, Distance 1150m, Spreyton - Offset 0m

Result	TAB no.	Horse (Barrier)	1150 to	1000m to	800m to	600m to	400m to	200m to	Total or	Margin
2nd	9	Royal Bluff (1)	1000m	800m	600m	400m	200m	WP	Average	
		Position in running (margin)	-	1(0.0)	3(0.6)	2(1.4)	2(1.0)	3(0.5)		0.50
		Sectional time (s)	10.85	10.31	11.04	11.93	12.08	12.93		
		Cumulative time (s)	69.15	58.30	47.99	36.94	25.01	12.93	1:09.15	
		Speed (m/s)	13.82	19.40	18.12	16.76	16.56	15.47	16.63	
		Stride length (m)	5.46	7.52	7.28	7.06	6.88	6.66	6.80	
		Stride duration (s)	0.401	0.388	0.402	0.421	0.415	0.431	0.409	
		Stride efficiency (%)	46.56	88.38	82.83	77.79	73.87	69.28	72.34	
		Stride count	27.48	26.59	27.47	28.35	29.09	30.04	169.02	

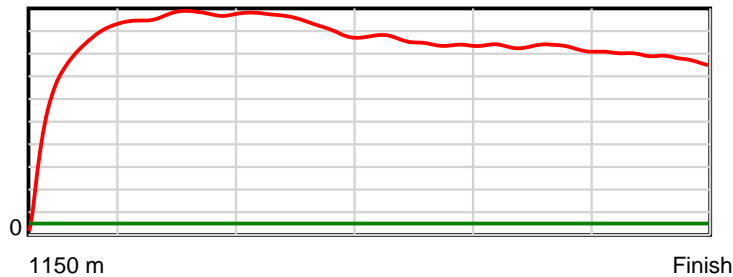
10 m Stride length



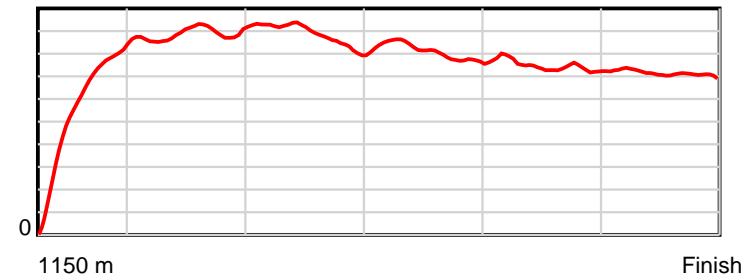
0.6 s Stride duration



20 m/sec Speed



100 % Stride efficiency



Note: Horizontal distance axis grid lines are 200m furlongs.

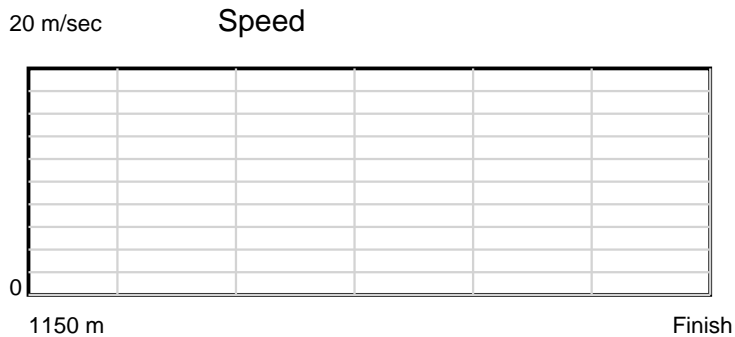
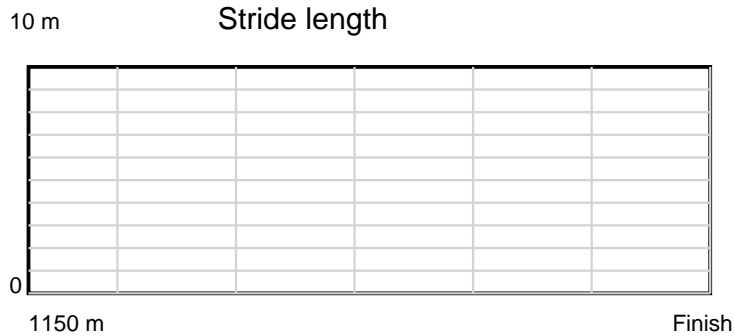
Disclaimer.

Tasracing Pty Ltd and Thoroughbred Ratings Pty Ltd accepts no responsibility for the completeness or accuracy of any of the information contained herein, and makes no representations about its suitability for any particular purpose. Users should make their own judgements about those matters and/or seek independent advice. You assume all risks associated with use of the data provided on this page.

Race Results

May 07, 2014, Race 1, 2UP MDN-SW, Distance 1150m, Spreyton - Offset 0m

Result	TAB no.	Horse (Barrier)	1150 to	1000m to	800m to	600m to	400m to	200m to	Total or	Margin
3rd	2	Chips (8)								
		Position in running (margin)								
		Sectional time (s)								
		Cumulative time (s)								
		Speed (m/s)								
		Stride length (m)								
		Stride duration (s)								
		Stride efficiency (%)								
		Stride count								

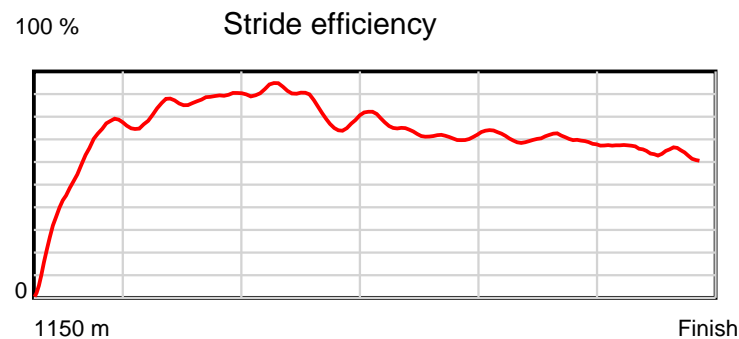
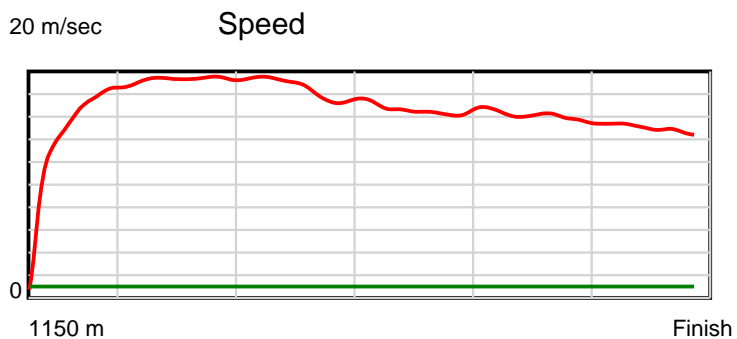
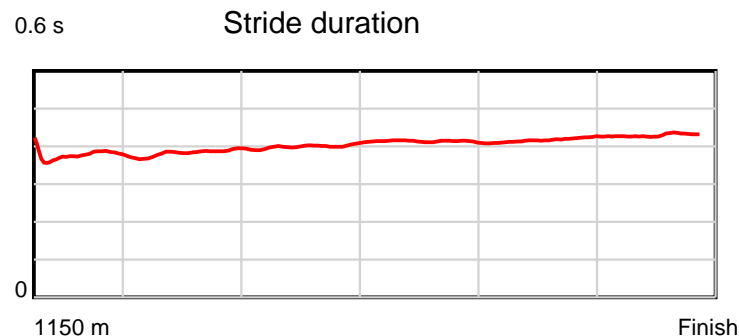
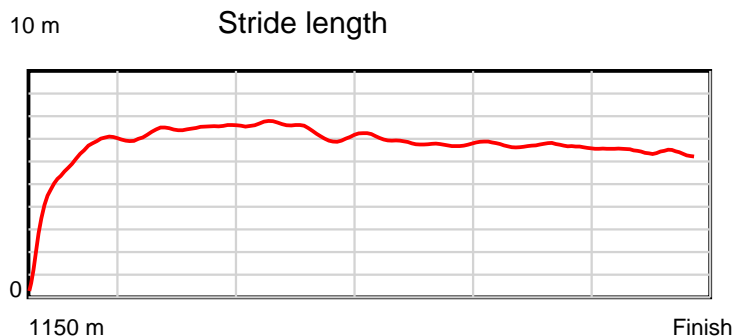


Note: Horizontal distance axis grid lines are 200m furlongs.

Race Results

May 07, 2014, Race 1, 2UP MDN-SW, Distance 1150m, Spreyton - Offset 0m

Result	TAB no.	Horse (Barrier)	1150 to	1000m to	800m to	600m to	400m to	200m to	Total or	Margin
4th	7	Sapphire Storm (7)	1000m	800m	600m	400m	200m	WP	Average	
		Position in running (margin)	-	4(0.8)	2(0.1)	1(0.0)	1(0.0)	1(0.0)		1.90
		Sectional time (s)	11.03	10.09	10.90	11.99	12.16	13.22		
		Cumulative time (s)	69.40	58.37	48.28	37.38	25.39	13.22	1:09.40	
		Speed (m/s)	13.59	19.82	18.35	16.68	16.45	15.13	16.57	
		Stride length (m)	5.25	7.57	7.32	6.89	6.85	6.49	6.71	
		Stride duration (s)	0.380	0.382	0.399	0.413	0.416	0.429	0.405	
		Stride efficiency (%)	43.01	89.51	83.77	74.25	73.23	65.77	70.35	
		Stride count	28.59	26.43	27.32	29.01	29.22	30.83	171.40	



Note: Horizontal distance axis grid lines are 200m furlongs.

Disclaimer.

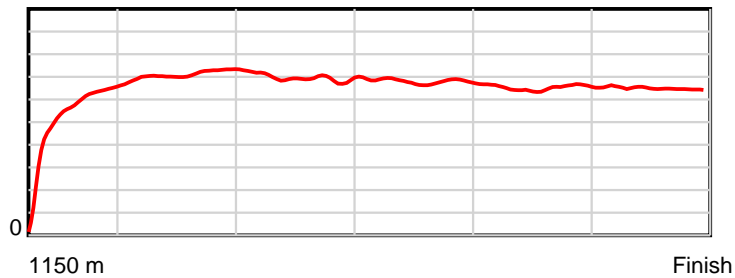
Tasracing Pty Ltd and Thoroughbred Ratings Pty Ltd accepts no responsibility for the completeness or accuracy of any of the information contained herein, and makes no representations about its suitability for any particular purpose. Users should make their own judgements about those matters and/or seek independent advice. You assume all risks associated with use of the data provided on this page.

Race Results

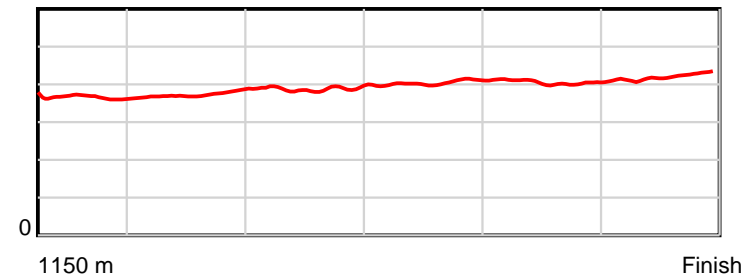
May 07, 2014, Race 1, 2UP MDN-SW, Distance 1150m, Spreyton - Offset 0m

Result	TAB no.	Horse (Barrier)	1150 to	1000m to	800m to	600m to	400m to	200m to	Total or	Margin
5th	3	Crabby Ness (5)	1000m	800m	600m	400m	200m	WP	Average	
		Position in running (margin)	-	5(1.2)	6(1.9)	7(3.8)	7(4.8)	5(6.0)		1.00
		Sectional time (s)	10.35	10.32	11.23	12.16	12.36	12.82		
		Cumulative time (s)	69.24	58.89	48.57	37.34	25.17	12.82	1:09.23	
		Speed (m/s)	14.49	19.38	17.81	16.45	16.18	15.60	16.61	
		Stride length (m)	4.87	7.21	6.90	6.63	6.56	6.56	6.44	
		Stride duration (s)	0.368	0.372	0.388	0.403	0.406	0.420	0.388	
		Stride efficiency (%)	37.05	81.20	74.50	68.74	67.35	67.21	64.77	
		Stride count	30.81	27.74	28.97	30.15	30.46	30.50	178.63	

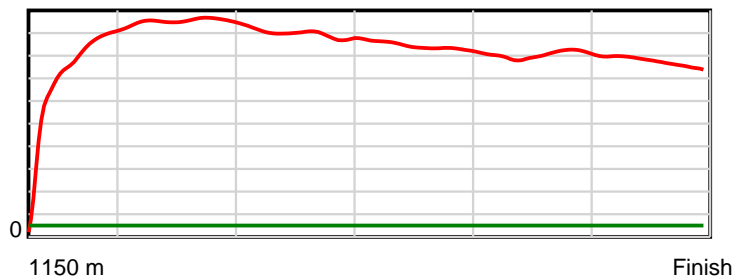
10 m Stride length



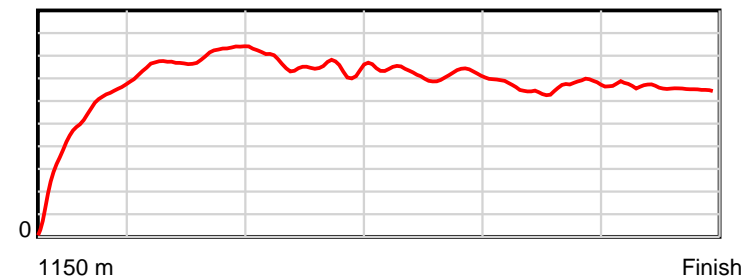
0.6 s Stride duration



20 m/sec Speed



100 % Stride efficiency



Note: Horizontal distance axis grid lines are 200m furlongs.

Disclaimer.

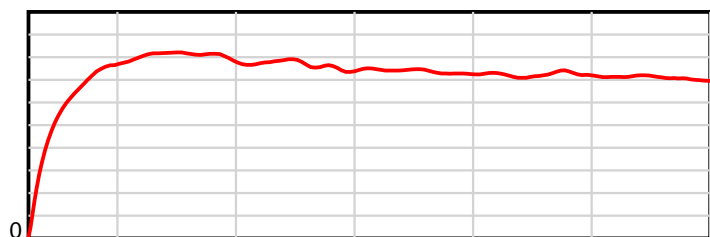
Tasracing Pty Ltd and Thoroughbred Ratings Pty Ltd accepts no responsibility for the completeness or accuracy of any of the information contained herein, and makes no representations about its suitability for any particular purpose. Users should make their own judgements about those matters and/or seek independent advice. You assume all risks associated with use of the data provided on this page.

Race Results

May 07, 2014, Race 1, 2UP MDN-SW, Distance 1150m, Spreyton - Offset 0m

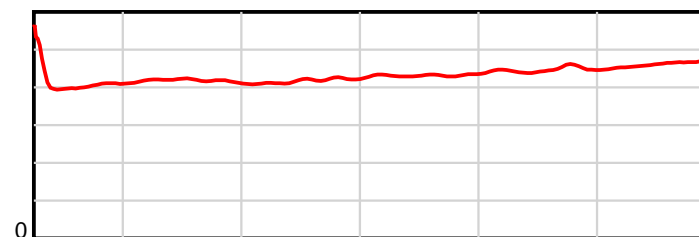
Result	TAB no.	Horse (Barrier)	1150 to	1000m to	800m to	600m to	400m to	200m to	Total or	Margin
6th	6	Justamenace (2)	1000m	800m	600m	400m	200m	WP	Average	
		Position in running (margin)	-	2(0.1)	1(0.0)	3(1.5)	4(2.6)	4(5.3)		8.00
		Sectional time (s)	10.99	10.20	11.16	12.18	12.60	13.40		
		Cumulative time (s)	70.53	59.54	49.34	38.18	26.00	13.40	1:10.53	
		Speed (m/s)	13.65	19.61	17.92	16.42	15.87	14.93	16.30	
		Stride length (m)	5.78	8.20	7.49	7.10	7.09	6.92	7.09	
		Stride duration (s)	0.414	0.418	0.418	0.433	0.447	0.464	0.435	
		Stride efficiency (%)	52.29	105.00	87.65	78.86	78.55	74.93	78.48	
		Stride count	25.93	24.40	26.70	28.15	28.21	28.88	162.27	

10 m Stride length



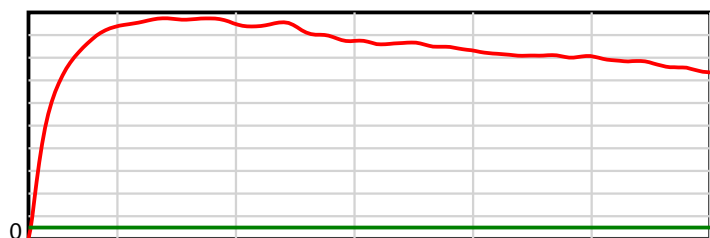
1150 m Finish

0.6 s Stride duration



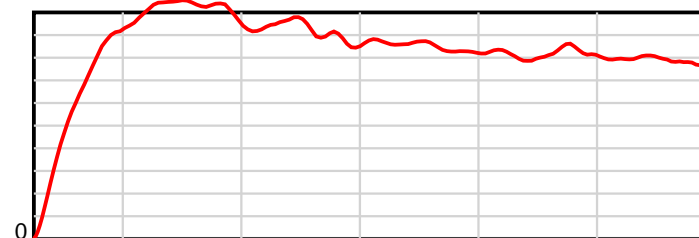
1150 m Finish

20 m/sec Speed



1150 m Finish

100 % Stride efficiency



1150 m Finish

Note: Horizontal distance axis grid lines are 200m furlongs.

Disclaimer.

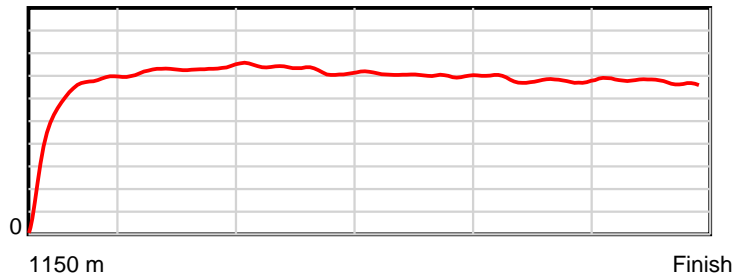
Tasracing Pty Ltd and Thoroughbred Ratings Pty Ltd accepts no responsibility for the completeness or accuracy of any of the information contained herein, and makes no representations about its suitability for any particular purpose. Users should make their own judgements about those matters and/or seek independent advice. You assume all risks associated with use of the data provided on this page.

Race Results

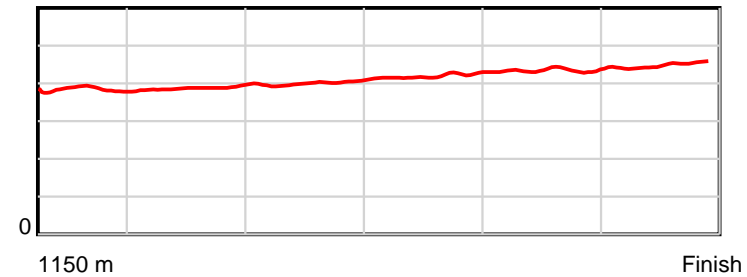
May 07, 2014, Race 1, 2UP MDN-SW, Distance 1150m, Spreyton - Offset 0m

Result	TAB no.	Horse (Barrier)	1150 to	1000m to	800m to	600m to	400m to	200m to	Total or	Margin
7th	1	Burma (4)	1000m	800m	600m	400m	200m	WP	Average	
		Position in running (margin)	-	8(1.9)	7(2.0)	6(2.7)	5(3.5)	7(6.8)		8.70
		Sectional time (s)	11.39	10.21	11.03	12.12	12.71	13.19		
		Cumulative time (s)	70.66	59.27	49.06	38.03	25.90	13.19	1:10.65	
		Speed (m/s)	13.17	19.59	18.13	16.50	15.74	15.16	16.27	
		Stride length (m)	5.11	7.57	7.24	6.91	6.82	6.81	6.73	
		Stride duration (s)	0.382	0.387	0.400	0.419	0.433	0.449	0.413	
		Stride efficiency (%)	40.86	89.59	81.99	74.71	72.61	72.55	70.71	
		Stride count	29.33	26.41	27.61	28.92	29.34	29.35	170.96	

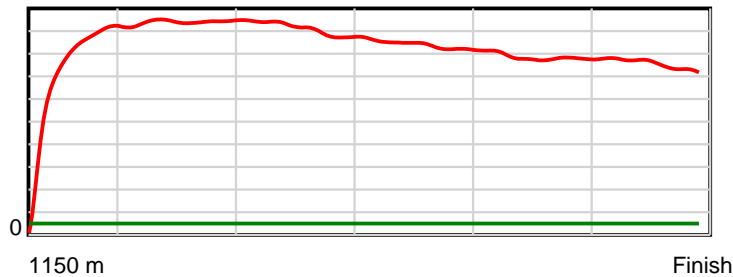
10 m Stride length



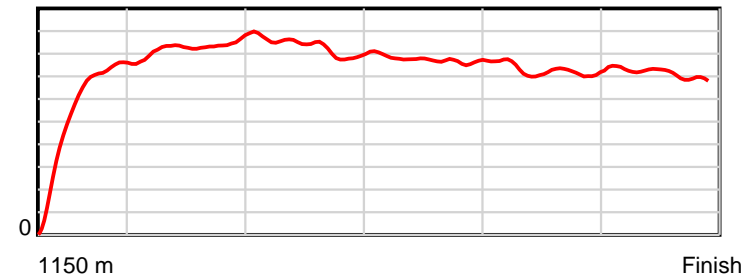
0.6 s Stride duration



20 m/sec Speed



100 % Stride efficiency



Note: Horizontal distance axis grid lines are 200m furlongs.

Disclaimer.

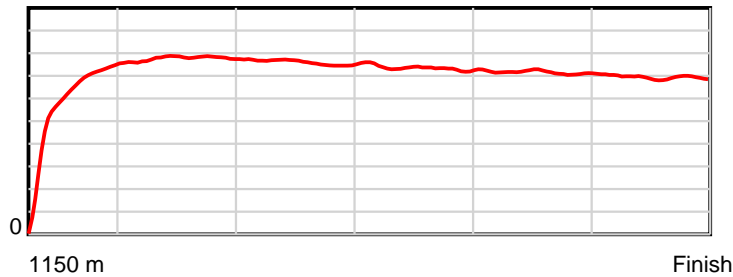
Tasracing Pty Ltd and Thoroughbred Ratings Pty Ltd accepts no responsibility for the completeness or accuracy of any of the information contained herein, and makes no representations about its suitability for any particular purpose. Users should make their own judgements about those matters and/or seek independent advice. You assume all risks associated with use of the data provided on this page.

Race Results

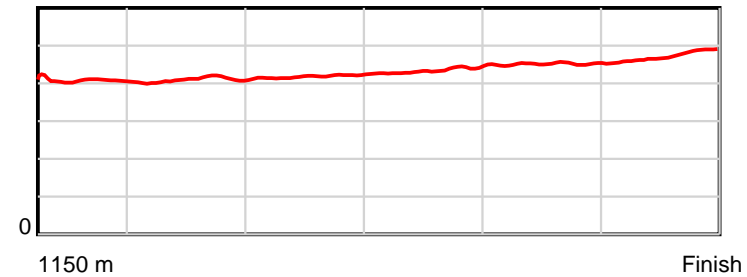
May 07, 2014, Race 1, 2UP MDN-SW, Distance 1150m, Spreyton - Offset 0m

Result	TAB no.	Horse (Barrier)	1150 to	1000m to	800m to	600m to	400m to	200m to	Total or	Margin
8th	4	Fair Player (6)	1000m	800m	600m	400m	200m	WP	Average	
		Position in running (margin)	-	6(1.2)	4(1.3)	5(2.5)	6(3.7)	6(6.7)		13.30
		Sectional time (s)	11.46	10.22	11.12	12.18	12.67	13.89		
		Cumulative time (s)	71.54	60.08	49.86	38.74	26.56	13.89	1:11.54	
		Speed (m/s)	13.09	19.57	17.99	16.42	15.79	14.40	16.07	
		Stride length (m)	5.50	7.99	7.52	7.13	7.12	6.83	7.00	
		Stride duration (s)	0.404	0.409	0.418	0.434	0.451	0.474	0.435	
		Stride efficiency (%)	47.29	99.84	88.42	79.40	79.12	72.81	76.51	
		Stride count	27.27	25.02	26.59	28.06	28.11	29.30	164.35	

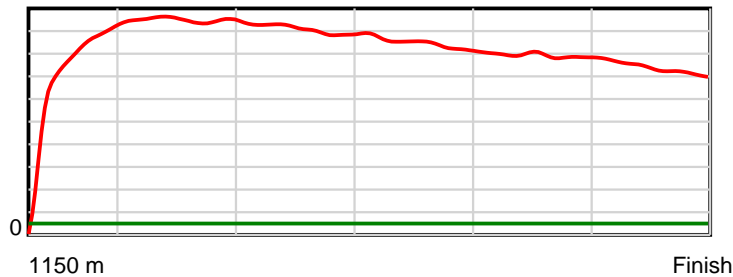
10 m Stride length



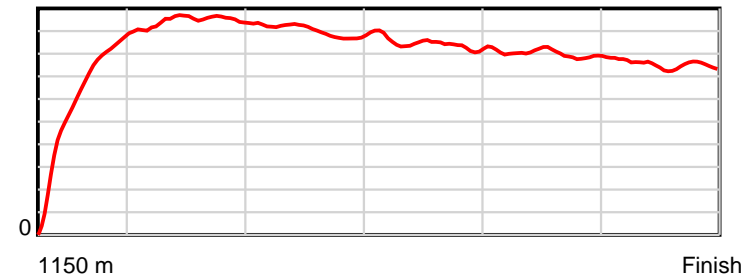
0.6 s Stride duration



20 m/sec Speed



100 % Stride efficiency



Note: Horizontal distance axis grid lines are 200m furlongs.

Disclaimer.

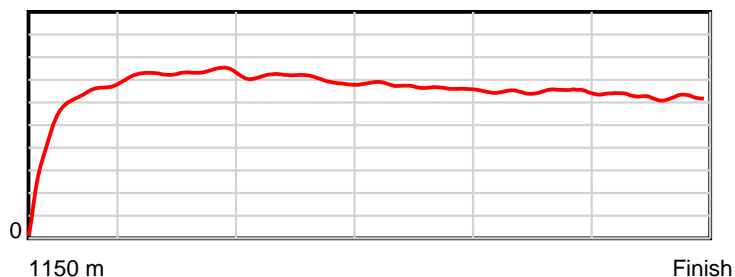
Tasracing Pty Ltd and Thoroughbred Ratings Pty Ltd accepts no responsibility for the completeness or accuracy of any of the information contained herein, and makes no representations about its suitability for any particular purpose. Users should make their own judgements about those matters and/or seek independent advice. You assume all risks associated with use of the data provided on this page.

Race Results

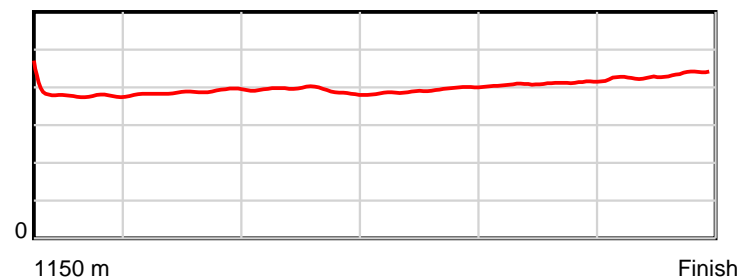
May 07, 2014, Race 1, 2UP MDN-SW, Distance 1150m, Spreyton - Offset 0m

Result	TAB no.	Horse (Barrier)	1150 to	1000m to	800m to	600m to	400m to	200m to	Total or	Margin
9th	8	Breevedo (9)	1000m	800m	600m	400m	200m	WP	Average	
		Position in running (margin)	-	7(1.7)	8(3.1)	8(4.9)	8(6.4)	8(9.7)		15.10
		Sectional time (s)	11.60	10.44	11.22	12.24	12.71	13.68		
		Cumulative time (s)	71.89	60.29	49.85	38.63	26.39	13.68	1:11.89	
		Speed (m/s)	12.93	19.16	17.83	16.34	15.74	14.62	16.00	
		Stride length (m)	5.23	7.43	7.00	6.41	6.45	6.32	6.46	
		Stride duration (s)	0.390	0.388	0.393	0.392	0.410	0.432	0.404	
		Stride efficiency (%)	42.81	86.24	76.61	64.12	64.95	62.47	65.22	
		Stride count	28.66	26.92	28.56	31.22	31.02	31.63	178.01	

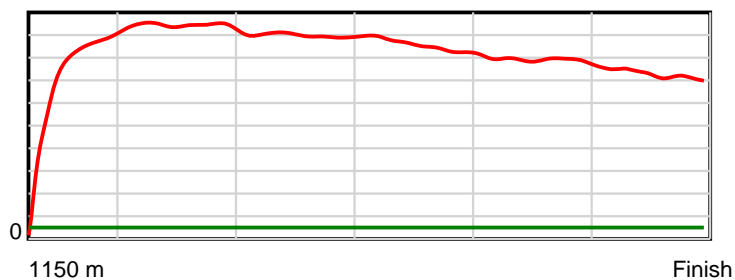
10 m Stride length



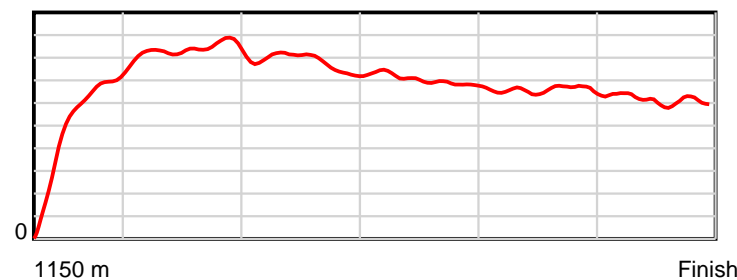
0.6 s Stride duration



20 m/sec Speed



100 % Stride efficiency



Note: Horizontal distance axis grid lines are 200m furlongs.

Disclaimer.

Tasracing Pty Ltd and Thoroughbred Ratings Pty Ltd accepts no responsibility for the completeness or accuracy of any of the information contained herein, and makes no representations about its suitability for any particular purpose. Users should make their own judgements about those matters and/or seek independent advice. You assume all risks associated with use of the data provided on this page.