



Race Results

Devonport Racing Club, Devonport Synthetic, May 07, 2014

Compilation date: May 8, 2014, 11:55:14 AM (EST)

Copyright © 2014 Tasracing Pty Ltd. All rights reserved.

Trademarks.

StrideMASTER is a registered trademark of Thoroughbred Ratings Pty Ltd.

Disclaimer.

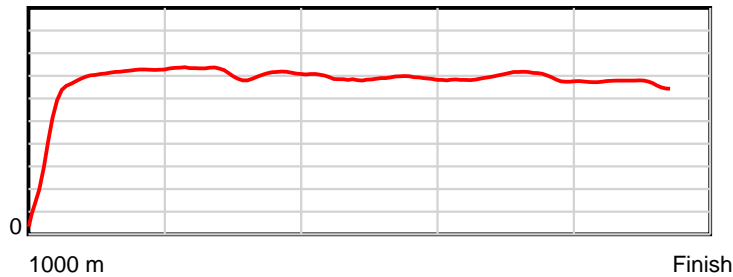
Tasracing Pty Ltd and Thoroughbred Ratings Pty Ltd accepts no responsibility for the completeness or accuracy of any of the information contained herein, and makes no representations about its suitability for any particular purpose. Users should make their own judgements about those matters and/or seek independent advice. You assume all risks associated with use of the data provided on this page.

Race Results

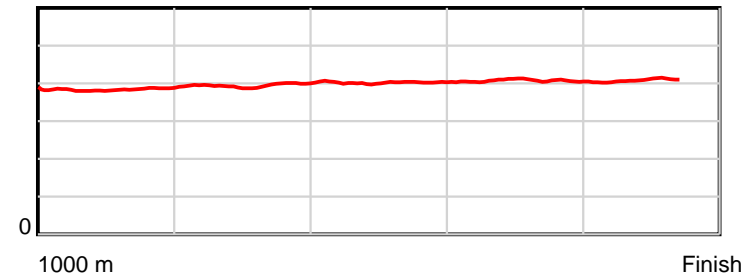
May 07, 2014, Race 2, 2UP MDN-SW, Distance 1000m, Spreyton - Offset 0m

Result	TAB no.	Horse (Barrier)	1000 to	800m to	600m to	400m to	200m to	Total or	Margin
1st	7	Money Penny (7)	800m	600m	400m	200m	WP	Average	
		Position in running (margin)	-	11(6.1)	6(3.7)	1(0.0)	1(0.0)		0.00
		Sectional time (s)	14.20	10.39	11.24	11.73	12.30		
		Cumulative time (s)	59.85	45.65	35.27	24.02	12.30	0:59.85	
		Speed (m/s)	14.08	19.25	17.79	17.05	16.26	16.71	
		Stride length (m)	5.73	7.55	7.14	6.92	6.63	6.73	
		Stride duration (s)	0.407	0.392	0.401	0.406	0.408	0.403	
		Stride efficiency (%)	51.29	89.02	79.68	74.83	68.71	70.88	
		Stride count	34.91	26.50	28.01	28.90	30.16	148.48	

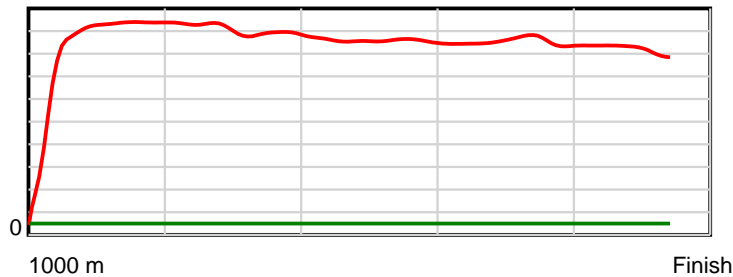
10 m Stride length



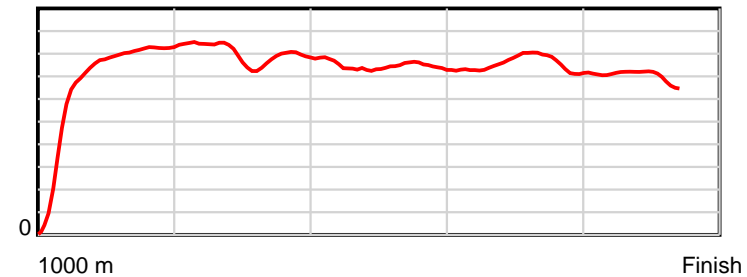
0.6 s Stride duration



20 m/sec Speed



100 % Stride efficiency



Note: Horizontal distance axis grid lines are 200m furlongs.

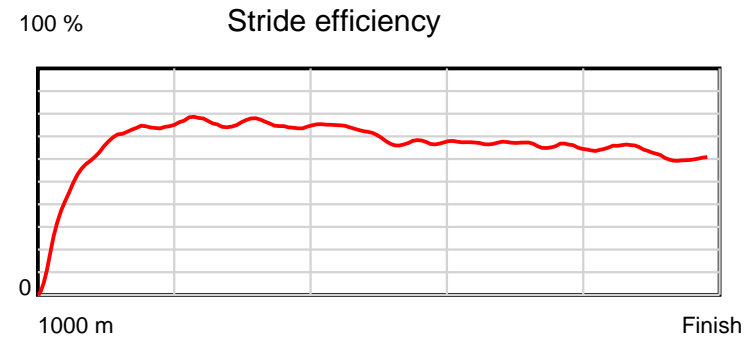
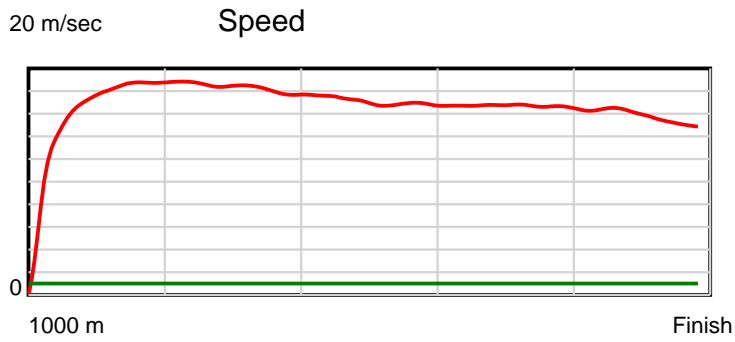
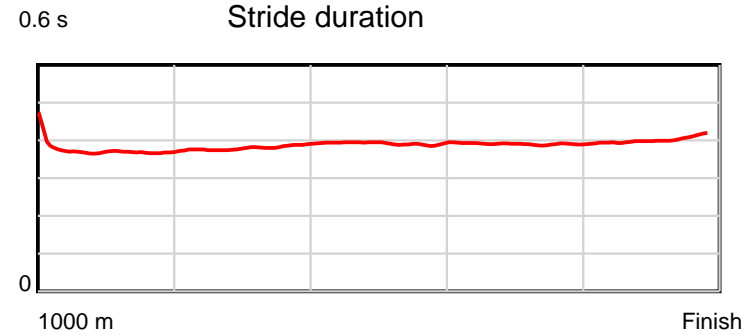
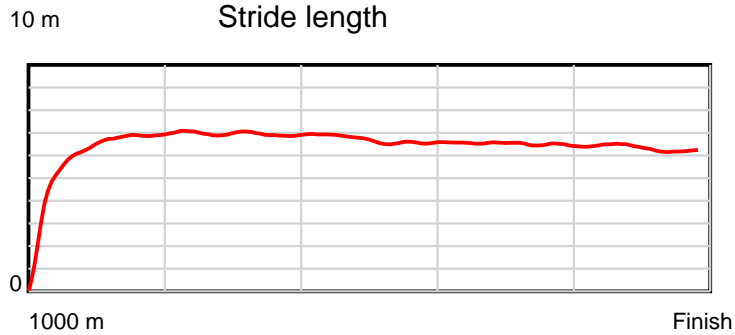
Disclaimer.

Tasracing Pty Ltd and Thoroughbred Ratings Pty Ltd accepts no responsibility for the completeness or accuracy of any of the information contained herein, and makes no representations about its suitability for any particular purpose. Users should make their own judgements about those matters and/or seek independent advice. You assume all risks associated with use of the data provided on this page.

Race Results

May 07, 2014, Race 2, 2UP MDN-SW, Distance 1000m, Spreyton - Offset 0m

Result	TAB no.	Horse (Barrier)	1000 to	800m to	600m to	400m to	200m to	Total or	Margin
2nd	14	Fortuitous (4)	800m	600m	400m	200m	WP	Average	
		Position in running (margin)	-	2(0.0)	1(0.0)	2(0.2)	2(0.6)		1.50
		Sectional time (s)	13.05	10.78	11.90	11.78	12.60		
		Cumulative time (s)	60.12	47.07	36.28	24.39	12.60	1:00.11	
		Speed (m/s)	15.33	18.55	16.81	16.98	15.87	16.63	
		Stride length (m)	5.77	7.04	6.59	6.62	6.37	6.45	
		Stride duration (s)	0.382	0.380	0.392	0.390	0.402	0.388	
		Stride efficiency (%)	52.05	77.44	67.83	68.55	63.43	65.03	
		Stride count	34.65	28.41	30.36	30.20	31.39	155.01	



Note: Horizontal distance axis grid lines are 200m furlongs.

Disclaimer.

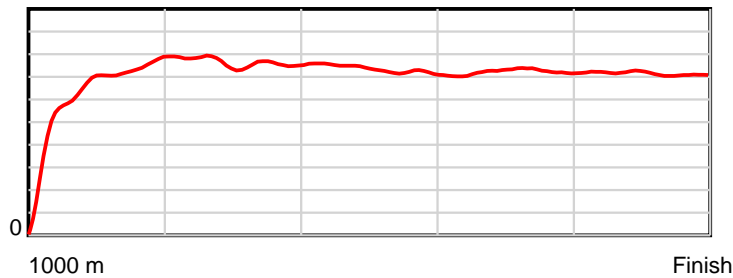
Tasracing Pty Ltd and Thoroughbred Ratings Pty Ltd accepts no responsibility for the completeness or accuracy of any of the information contained herein, and makes no representations about its suitability for any particular purpose. Users should make their own judgements about those matters and/or seek independent advice. You assume all risks associated with use of the data provided on this page.

Race Results

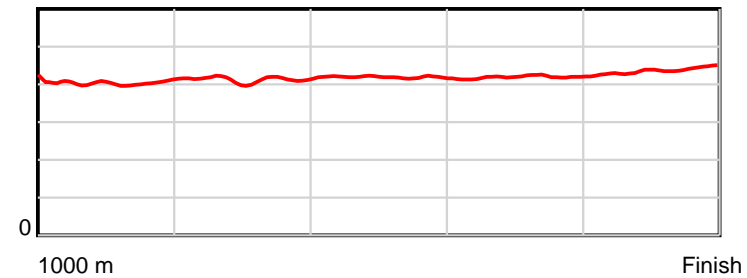
May 07, 2014, Race 2, 2UP MDN-SW, Distance 1000m, Spreyton - Offset 0m

Result	TAB no.	Horse (Barrier)	1000 to	800m to	600m to	400m to	200m to	Total or	Margin
3rd	2	Koutoufides (11)	800m	600m	400m	200m	WP	Average	
		Position in running (margin)	-	4(2.3)	3(2.9)	4(3.1)	5(2.9)		1.70
		Sectional time (s)	13.48	10.89	11.89	11.70	12.20		
		Cumulative time (s)	60.16	46.68	35.80	23.90	12.20	1:00.15	
		Speed (m/s)	14.84	18.37	16.82	17.09	16.39	16.62	
		Stride length (m)	5.99	7.58	7.05	7.16	7.18	6.95	
		Stride duration (s)	0.405	0.412	0.419	0.419	0.438	0.418	
		Stride efficiency (%)	56.14	89.67	77.66	80.03	80.48	75.40	
		Stride count	33.37	26.40	28.37	27.95	27.87	143.96	

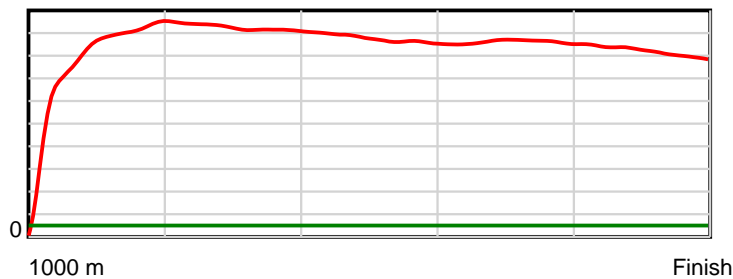
10 m Stride length



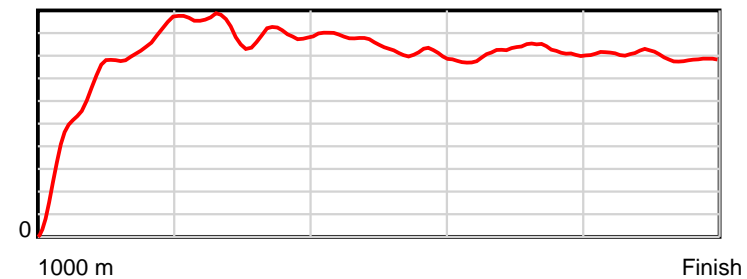
0.6 s Stride duration



20 m/sec Speed



100 % Stride efficiency



Note: Horizontal distance axis grid lines are 200m furlongs.

Disclaimer.

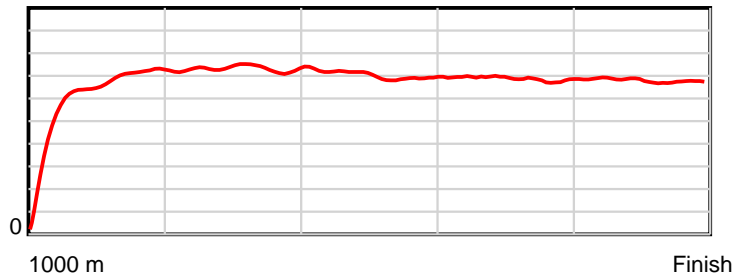
Tasracing Pty Ltd and Thoroughbred Ratings Pty Ltd accepts no responsibility for the completeness or accuracy of any of the information contained herein, and makes no representations about its suitability for any particular purpose. Users should make their own judgements about those matters and/or seek independent advice. You assume all risks associated with use of the data provided on this page.

Race Results

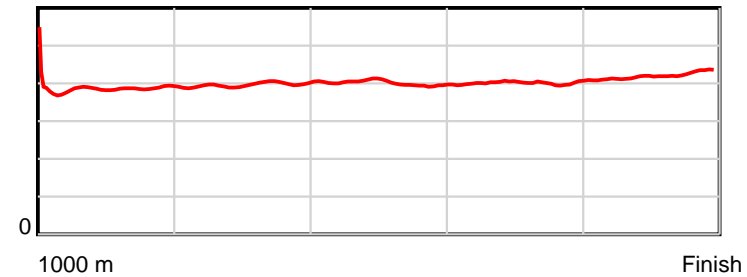
May 07, 2014, Race 2, 2UP MDN-SW, Distance 1000m, Spreyton - Offset 0m

Result	TAB no.	Horse (Barrier)	1000 to	800m to	600m to	400m to	200m to	Total or	Margin
4th	1	A Little Bit D... (10)	800m	600m	400m	200m	WP	Average	
		Position in running (margin)	-	8(3.2)	5(3.5)	5(3.8)	3(2.2)		2.50
		Sectional time (s)	13.77	10.83	11.90	11.47	12.33		
		Cumulative time (s)	60.30	46.53	35.70	23.80	12.33	1:00.29	
		Speed (m/s)	14.52	18.47	16.81	17.44	16.22	16.58	
		Stride length (m)	5.81	7.30	6.73	6.97	6.82	6.69	
		Stride duration (s)	0.399	0.396	0.400	0.400	0.421	0.403	
		Stride efficiency (%)	52.76	83.36	70.70	76.01	72.76	69.90	
		Stride count	34.42	27.38	29.73	28.68	29.31	149.52	

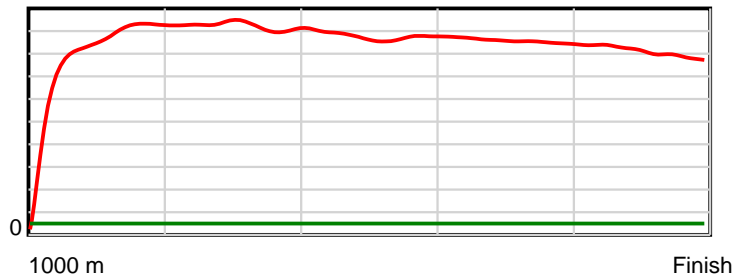
10 m Stride length



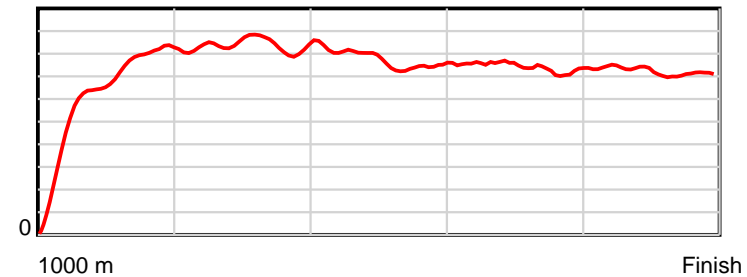
0.6 s Stride duration



20 m/sec Speed



100 % Stride efficiency



Note: Horizontal distance axis grid lines are 200m furlongs.

Disclaimer.

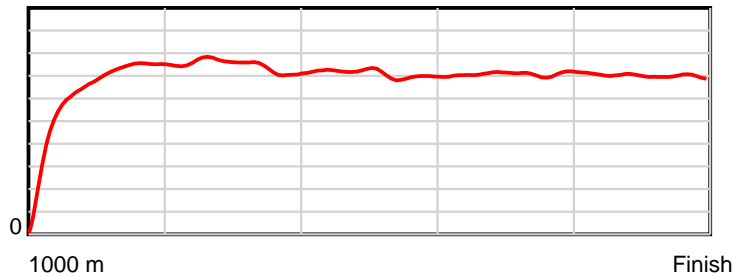
Tasracing Pty Ltd and Thoroughbred Ratings Pty Ltd accepts no responsibility for the completeness or accuracy of any of the information contained herein, and makes no representations about its suitability for any particular purpose. Users should make their own judgements about those matters and/or seek independent advice. You assume all risks associated with use of the data provided on this page.

Race Results

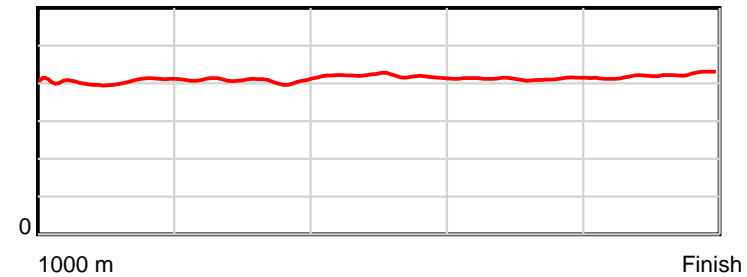
May 07, 2014, Race 2, 2UP MDN-SW, Distance 1000m, Spreyton - Offset 0m

Result	TAB no.	Horse (Barrier)	1000 to	800m to	600m to	400m to	200m to	Total or	Margin
5th	4	Ourmatealvin (12)	800m	600m	400m	200m	WP	Average	
		Position in running (margin)	-	5(2.3)	7(3.7)	8(5.0)	6(4.2)		2.90
		Sectional time (s)	13.62	11.02	12.07	11.59	12.08		
		Cumulative time (s)	60.38	46.76	35.74	23.67	12.08	1:00.38	
		Speed (m/s)	14.69	18.15	16.57	17.26	16.56	16.56	
		Stride length (m)	5.93	7.38	6.94	7.12	7.00	6.84	
		Stride duration (s)	0.402	0.407	0.419	0.413	0.423	0.413	
		Stride efficiency (%)	54.93	85.17	75.34	79.23	76.51	73.02	
		Stride count	33.73	27.09	28.80	28.09	28.58	146.29	

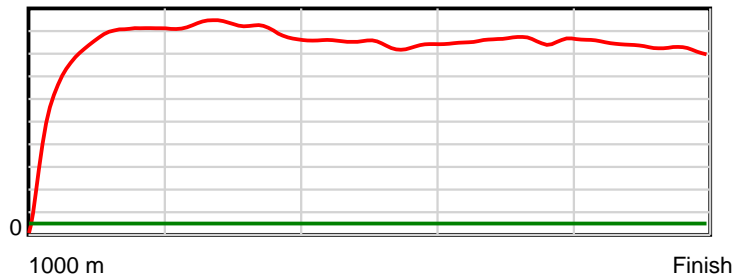
10 m Stride length



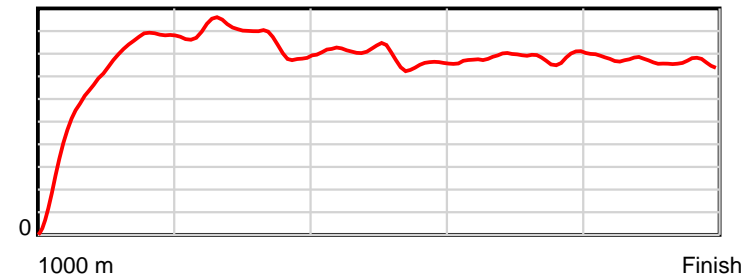
0.6 s Stride duration



20 m/sec Speed



100 % Stride efficiency



Note: Horizontal distance axis grid lines are 200m furlongs.

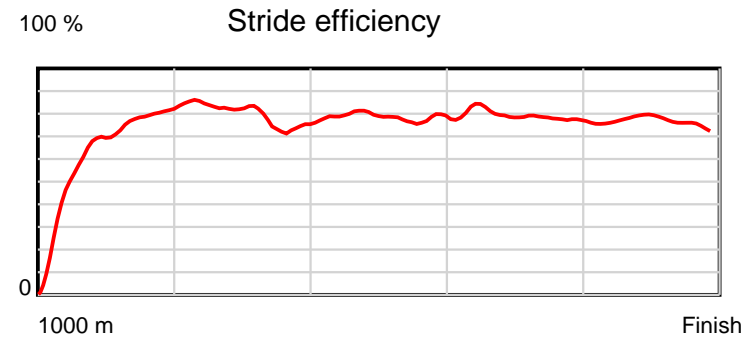
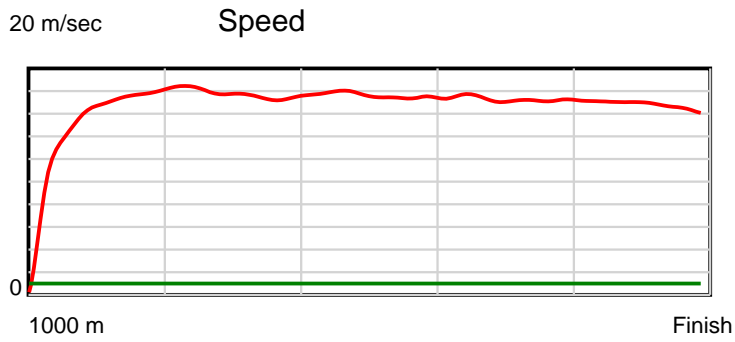
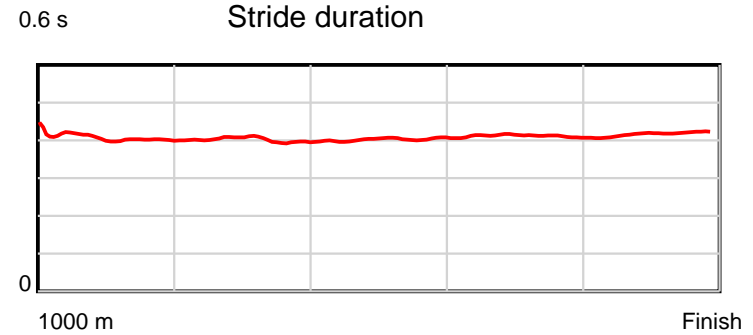
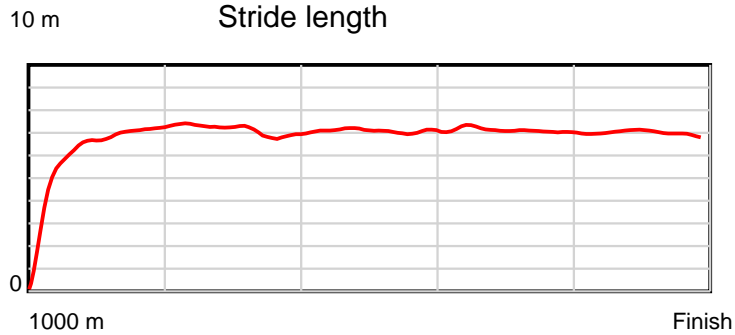
Disclaimer.

Tasracing Pty Ltd and Thoroughbred Ratings Pty Ltd accepts no responsibility for the completeness or accuracy of any of the information contained herein, and makes no representations about its suitability for any particular purpose. Users should make their own judgements about those matters and/or seek independent advice. You assume all risks associated with use of the data provided on this page.

Race Results

May 07, 2014, Race 2, 2UP MDN-SW, Distance 1000m, Spreyton - Offset 0m

Result	TAB no.	Horse (Barrier)	1000 to	800m to	600m to	400m to	200m to	Total or	Margin
6th	12	Incumsdacash (9)	800m	600m	400m	200m	WP	Average	
		Position in running (margin)	-	10(5.4)	11(8.1)	11(6.4)	9(5.7)		3.70
		Sectional time (s)	14.16	11.24	11.56	11.62	11.94		
		Cumulative time (s)	60.52	46.36	35.12	23.56	11.94	1:00.52	
		Speed (m/s)	14.12	17.79	17.30	17.21	16.75	16.52	
		Stride length (m)	5.83	7.13	6.95	7.08	6.99	6.76	
		Stride duration (s)	0.409	0.400	0.402	0.412	0.417	0.409	
		Stride efficiency (%)	53.11	79.36	75.57	78.41	76.38	71.37	
		Stride count	34.31	28.06	28.76	28.23	28.61	147.97	



Note: Horizontal distance axis grid lines are 200m furlongs.

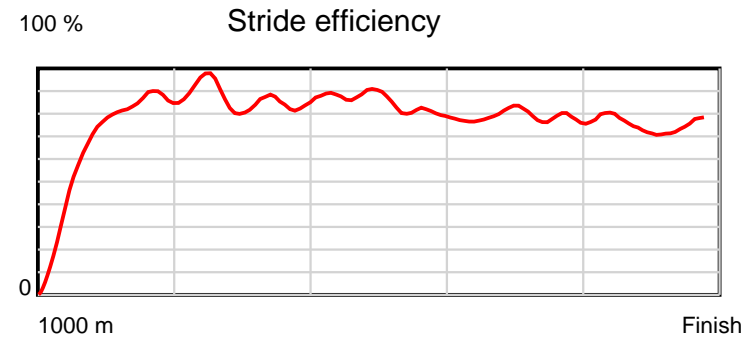
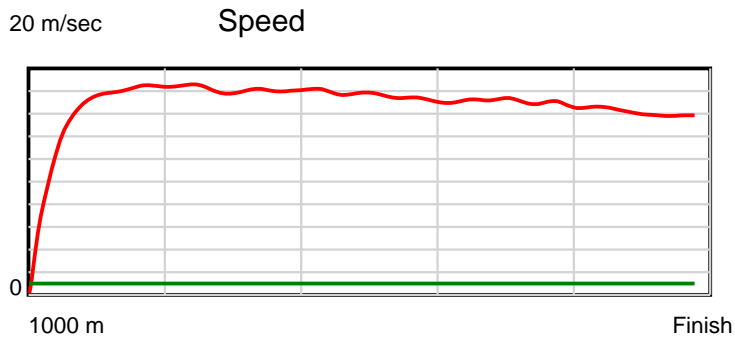
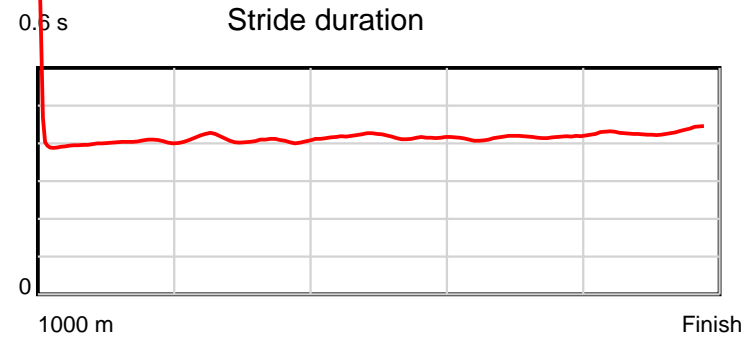
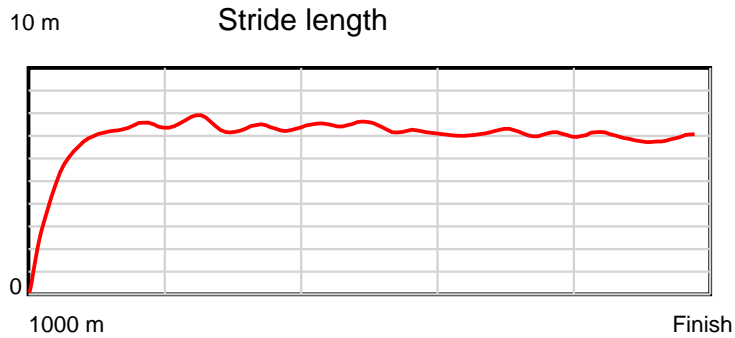
Disclaimer.

Tasracing Pty Ltd and Thoroughbred Ratings Pty Ltd accepts no responsibility for the completeness or accuracy of any of the information contained herein, and makes no representations about its suitability for any particular purpose. Users should make their own judgements about those matters and/or seek independent advice. You assume all risks associated with use of the data provided on this page.

Race Results

May 07, 2014, Race 2, 2UP MDN-SW, Distance 1000m, Spreyton - Offset 0m

Result	TAB no.	Horse (Barrier)	1000 to	800m to	600m to	400m to	200m to	Total or	Margin
7th	6	Little May (8)	800m	600m	400m	200m	WP	Average	
		Position in running (margin)	-	7(3.1)	9(4.1)	9(5.0)	7(4.6)		3.80
		Sectional time (s)	13.67	10.95	12.01	11.66	12.25		
		Cumulative time (s)	60.54	46.87	35.92	23.91	12.25	1:00.53	
		Speed (m/s)	14.63	18.26	16.65	17.15	16.33	16.52	
		Stride length (m)	6.17	7.48	6.94	7.13	7.02	6.92	
		Stride duration (s)	0.420	0.409	0.417	0.416	0.430	0.419	
		Stride efficiency (%)	59.56	87.34	75.20	79.43	77.09	74.84	
		Stride count	32.40	26.75	28.83	28.05	28.47	144.50	



Note: Horizontal distance axis grid lines are 200m furlongs.

Disclaimer.

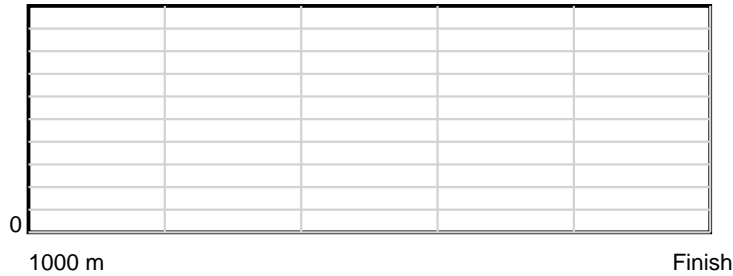
Tasracing Pty Ltd and Thoroughbred Ratings Pty Ltd accepts no responsibility for the completeness or accuracy of any of the information contained herein, and makes no representations about its suitability for any particular purpose. Users should make their own judgements about those matters and/or seek independent advice. You assume all risks associated with use of the data provided on this page.

Race Results


May 07, 2014, Race 2, 2UP MDN-SW, Distance 1000m, Spreyton - Offset 0m

Result	TAB no.	Horse (Barrier)	1000 to	800m to	600m to	400m to	200m to	Total or	Margin
8th	3	Lost My Patien... (3)							
		Position in running (margin)							
		Sectional time (s)							
		Cumulative time (s)							
		Speed (m/s)							
		Stride length (m)							
		Stride duration (s)							
		Stride efficiency (%)							
		Stride count							

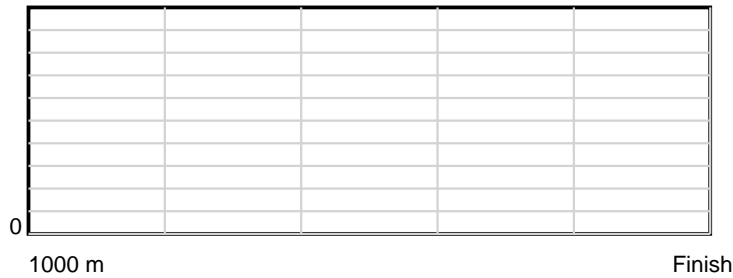
10 m Stride length



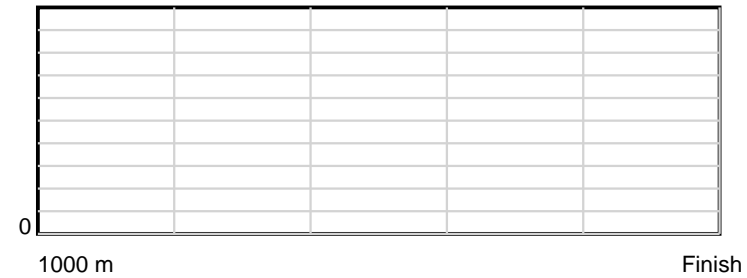
0.6 s Stride duration



20 m/sec Speed



100 % Stride efficiency



Note: Horizontal distance axis grid lines are 200m furlongs.

Disclaimer.

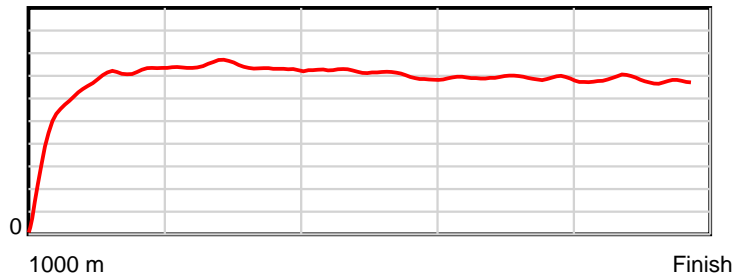
Tasracing Pty Ltd and Thoroughbred Ratings Pty Ltd accepts no responsibility for the completeness or accuracy of any of the information contained herein, and makes no representations about its suitability for any particular purpose. Users should make their own judgements about those matters and/or seek independent advice. You assume all risks associated with use of the data provided on this page.

Race Results

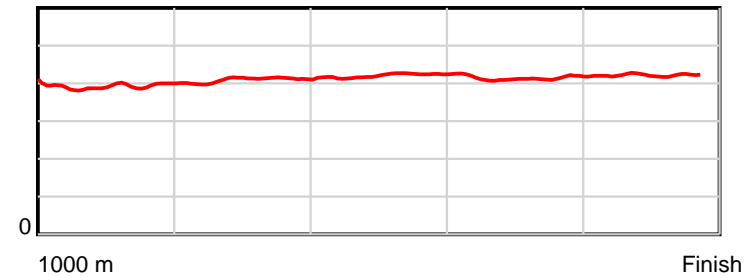
May 07, 2014, Race 2, 2UP MDN-SW, Distance 1000m, Spreyton - Offset 0m

Result	TAB no.	Horse (Barrier)	1000 to	800m to	600m to	400m to	200m to	Total or	Margin
9th	9	Princess Bombo... (1)	800m	600m	400m	200m	WP	Average	
		Position in running (margin)	-	9(3.6)	4(3.4)	6(4.1)	8(4.8)		4.00
		Sectional time (s)	13.66	10.77	11.97	11.85	12.33		
		Cumulative time (s)	60.58	46.92	36.15	24.18	12.33	1:00.57	
		Speed (m/s)	14.64	18.57	16.71	16.88	16.22	16.51	
		Stride length (m)	5.73	7.58	7.00	6.99	6.83	6.77	
		Stride duration (s)	0.394	0.408	0.419	0.414	0.421	0.410	
		Stride efficiency (%)	51.39	89.82	76.51	76.43	72.97	71.62	
		Stride count	34.88	26.38	28.58	28.60	29.27	147.71	

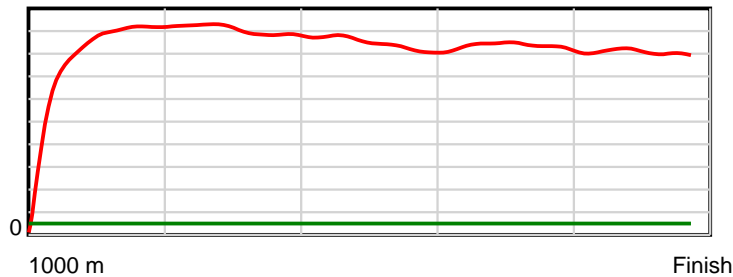
10 m Stride length



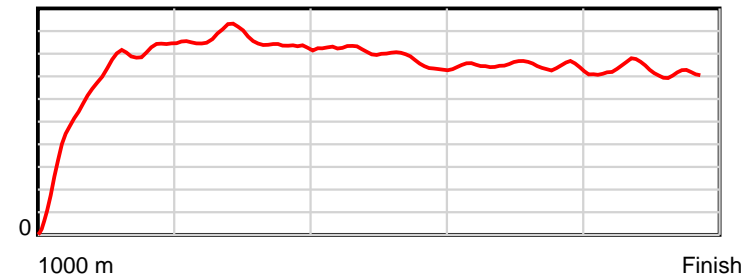
0.6 s Stride duration



20 m/sec Speed



100 % Stride efficiency



Note: Horizontal distance axis grid lines are 200m furlongs.

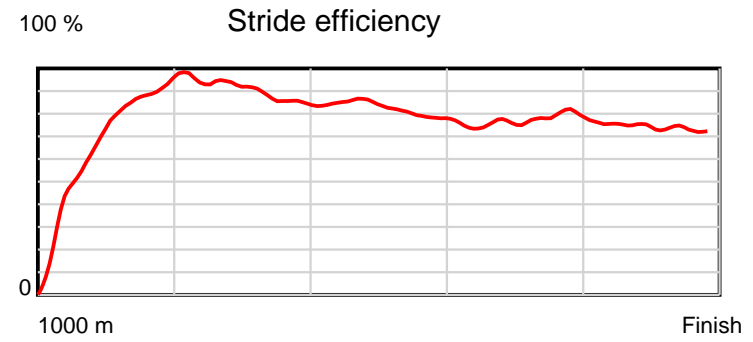
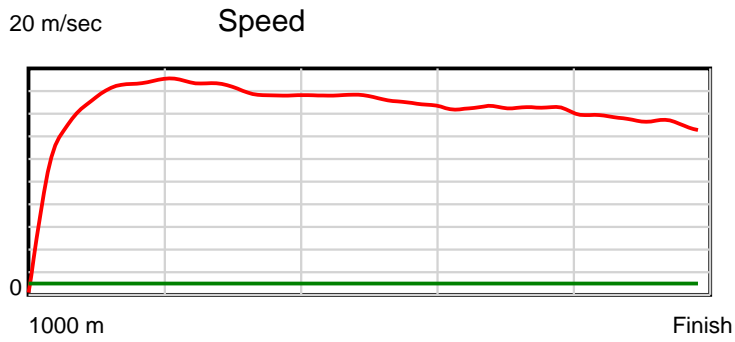
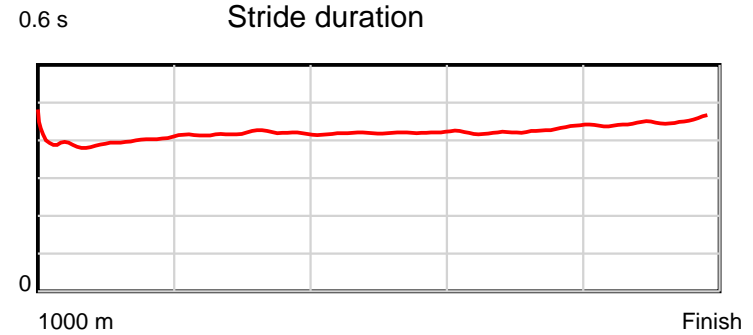
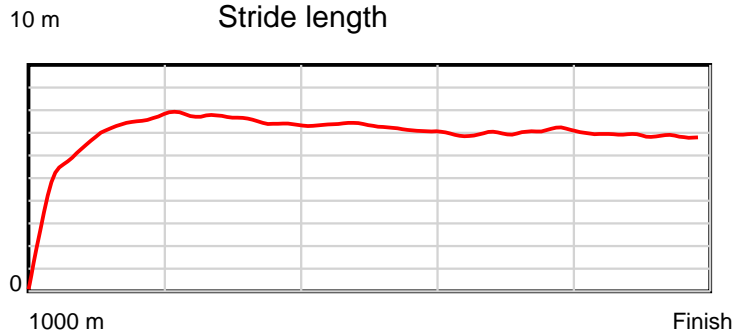
Disclaimer.

Tasracing Pty Ltd and Thoroughbred Ratings Pty Ltd accepts no responsibility for the completeness or accuracy of any of the information contained herein, and makes no representations about its suitability for any particular purpose. Users should make their own judgements about those matters and/or seek independent advice. You assume all risks associated with use of the data provided on this page.

Race Results

May 07, 2014, Race 2, 2UP MDN-SW, Distance 1000m, Spreyton - Offset 0m

Result	TAB no.	Horse (Barrier)	1000 to	800m to	600m to	400m to	200m to	Total or	Margin
10th	5	Fiore (13)	800m	600m	400m	200m	WP	Average	
		Position in running (margin)	-	1(0.0)	2(1.1)	3(1.5)	4(2.5)		5.80
		Sectional time (s)	13.24	10.97	11.92	11.89	12.89		
		Cumulative time (s)	60.91	47.67	36.70	24.77	12.89	1:00.90	
		Speed (m/s)	15.11	18.23	16.78	16.82	15.52	16.42	
		Stride length (m)	5.97	7.62	7.04	7.17	6.98	6.91	
		Stride duration (s)	0.396	0.418	0.420	0.426	0.450	0.421	
		Stride efficiency (%)	55.67	90.71	77.45	80.28	76.15	74.61	
		Stride count	33.51	26.25	28.41	27.90	28.65	144.72	



Note: Horizontal distance axis grid lines are 200m furlongs.

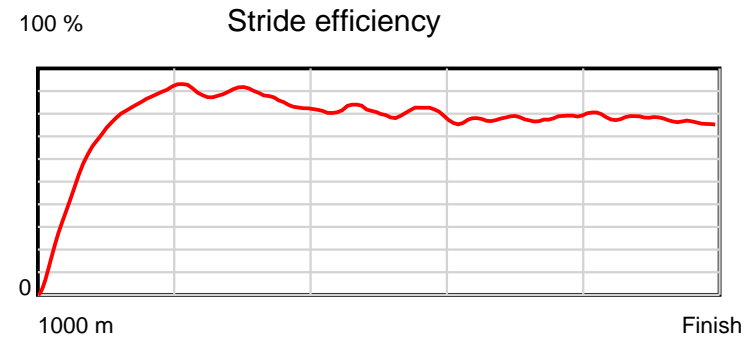
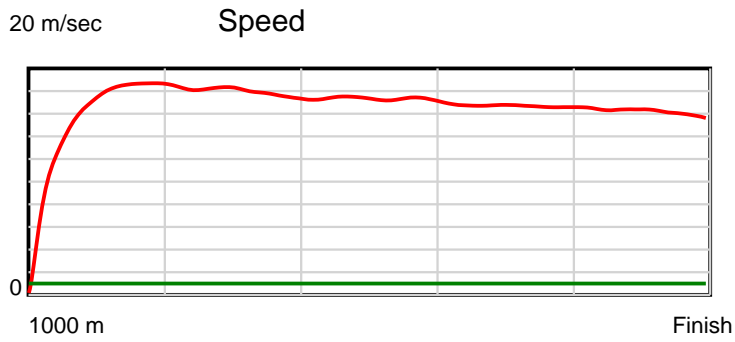
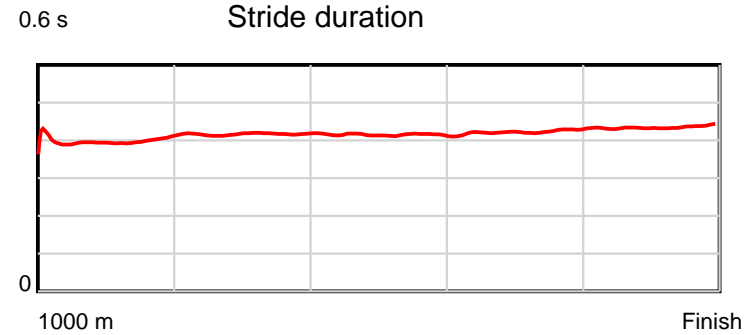
Disclaimer.

Tasracing Pty Ltd and Thoroughbred Ratings Pty Ltd accepts no responsibility for the completeness or accuracy of any of the information contained herein, and makes no representations about its suitability for any particular purpose. Users should make their own judgements about those matters and/or seek independent advice. You assume all risks associated with use of the data provided on this page.

Race Results

May 07, 2014, Race 2, 2UP MDN-SW, Distance 1000m, Spreyton - Offset 0m

Result	TAB no.	Horse (Barrier)	1000 to	800m to	600m to	400m to	200m to	Total or	Margin
11th	11	Turn a Penny (2)	800m	600m	400m	200m	WP	Average	
		Position in running (margin)	-	6(2.5)	10(5.9)	10(5.3)	11(7.0)		9.00
		Sectional time (s)	13.80	11.35	11.76	12.02	12.58		
		Cumulative time (s)	61.51	47.71	36.35	24.60	12.58	1:01.50	
		Speed (m/s)	14.49	17.62	17.01	16.64	15.90	16.26	
		Stride length (m)	5.95	7.34	7.04	7.04	6.92	6.82	
		Stride duration (s)	0.400	0.417	0.414	0.423	0.436	0.420	
		Stride efficiency (%)	55.33	84.30	77.39	77.47	74.93	72.77	
		Stride count	33.61	27.23	28.42	28.40	28.88	146.54	



Note: Horizontal distance axis grid lines are 200m furlongs.

Disclaimer.

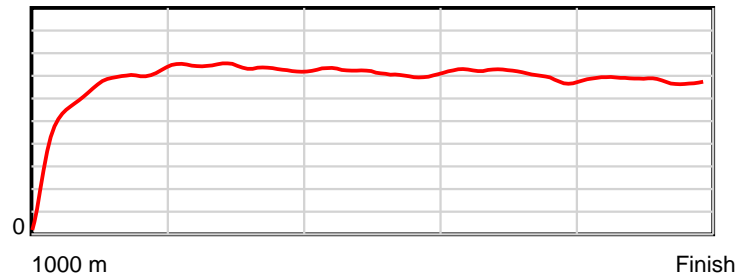
Tasracing Pty Ltd and Thoroughbred Ratings Pty Ltd accepts no responsibility for the completeness or accuracy of any of the information contained herein, and makes no representations about its suitability for any particular purpose. Users should make their own judgements about those matters and/or seek independent advice. You assume all risks associated with use of the data provided on this page.

Race Results

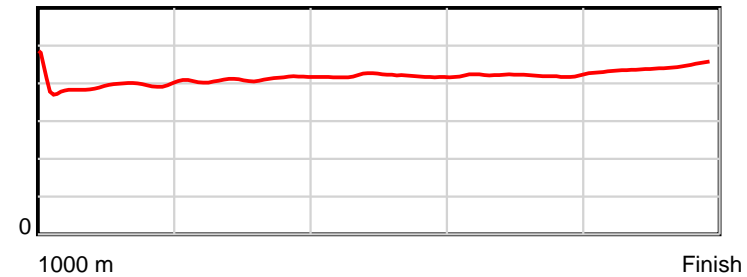
May 07, 2014, Race 2, 2UP MDN-SW, Distance 1000m, Spreyton - Offset 0m

Result	TAB no.	Horse (Barrier)	1000 to	800m to	600m to	400m to	200m to	Total or	Margin
12th	10	Queen's Guide (5)	800m	600m	400m	200m	WP	Average	
		Position in running (margin)	-	3(2.0)	8(3.8)	7(4.6)	10(6.6)		9.80
		Sectional time (s)	13.61	11.09	11.99	12.06	12.90		
		Cumulative time (s)	61.66	48.05	36.96	24.97	12.90	1:01.65	
		Speed (m/s)	14.69	18.03	16.68	16.58	15.50	16.22	
		Stride length (m)	5.93	7.41	6.99	6.98	6.86	6.80	
		Stride duration (s)	0.397	0.411	0.419	0.421	0.443	0.419	
		Stride efficiency (%)	55.00	85.75	76.39	76.11	73.58	72.20	
		Stride count	33.71	27.00	28.60	28.66	29.15	147.12	

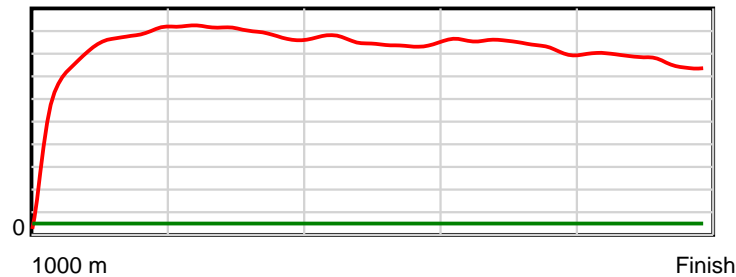
10 m Stride length



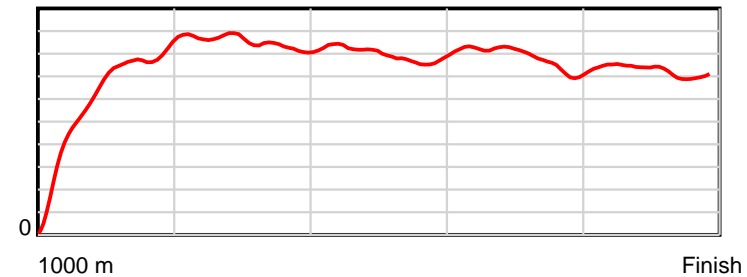
0.6 s Stride duration



20 m/sec Speed



100 % Stride efficiency



Note: Horizontal distance axis grid lines are 200m furlongs.

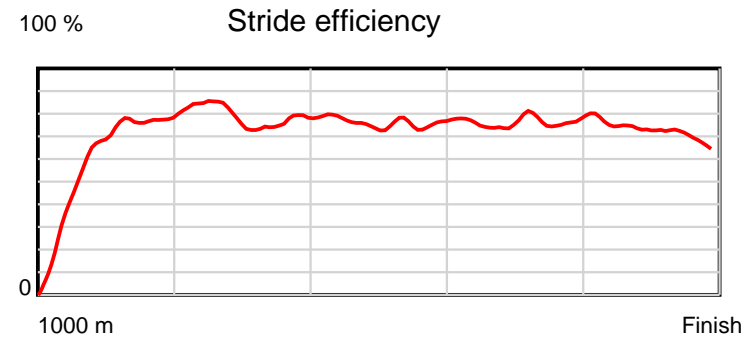
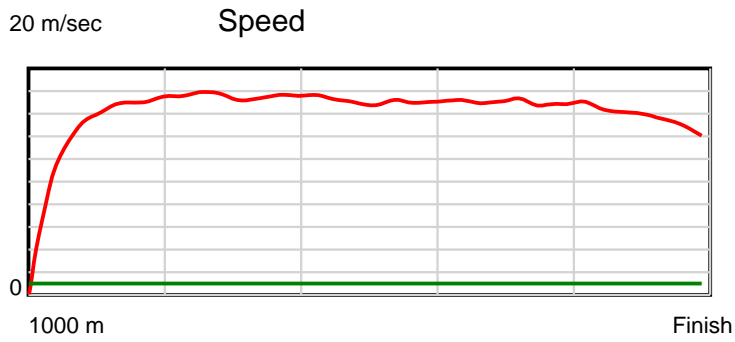
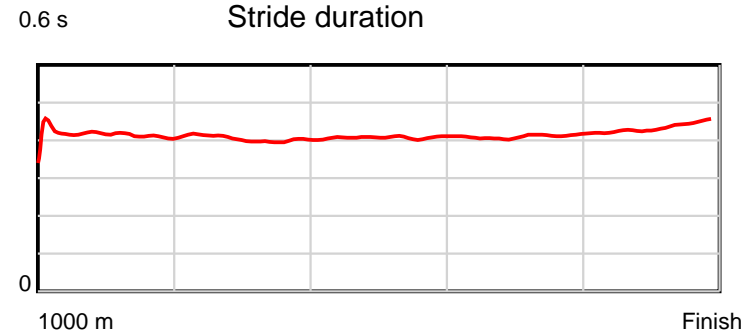
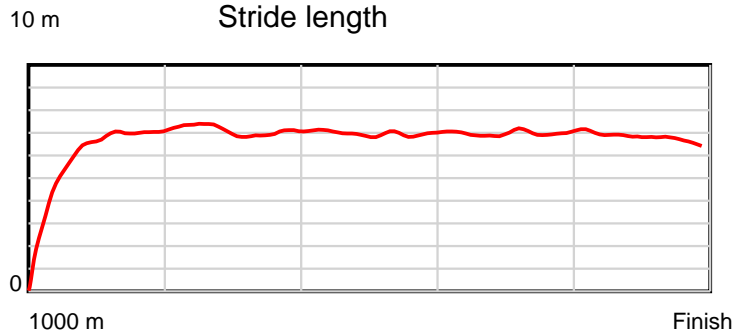
Disclaimer.

Tasracing Pty Ltd and Thoroughbred Ratings Pty Ltd accepts no responsibility for the completeness or accuracy of any of the information contained herein, and makes no representations about its suitability for any particular purpose. Users should make their own judgements about those matters and/or seek independent advice. You assume all risks associated with use of the data provided on this page.

Race Results

May 07, 2014, Race 2, 2UP MDN-SW, Distance 1000m, Spreyton - Offset 0m

Result	TAB no.	Horse (Barrier)	1000 to	800m to	600m to	400m to	200m to	Total or	Margin
13th	8	Novaell (6)	800m	600m	400m	200m	WP	Average	
		Position in running (margin)	-	12(6.8)	12(9.7)	12(10.0)	12(9.1)		11.30
		Sectional time (s)	14.35	11.27	11.91	11.59	12.84		
		Cumulative time (s)	61.95	47.60	36.33	24.43	12.84	1:01.95	
		Speed (m/s)	13.94	17.75	16.79	17.26	15.58	16.14	
		Stride length (m)	5.81	7.17	6.84	7.08	6.79	6.70	
		Stride duration (s)	0.416	0.404	0.407	0.410	0.436	0.415	
		Stride efficiency (%)	52.84	80.44	73.06	78.23	71.98	70.13	
		Stride count	34.40	27.88	29.25	28.27	29.47	149.27	



Note: Horizontal distance axis grid lines are 200m furlongs.

Disclaimer.

Tasracing Pty Ltd and Thoroughbred Ratings Pty Ltd accepts no responsibility for the completeness or accuracy of any of the information contained herein, and makes no representations about its suitability for any particular purpose. Users should make their own judgements about those matters and/or seek independent advice. You assume all risks associated with use of the data provided on this page.