



## Race Results

Devonport Racing Club, Devonport Synthetic, May 07, 2014

Compilation date: May 8, 2014, 11:57:12 AM (EST)

Copyright © 2014 Tasracing Pty Ltd. All rights reserved.

### Trademarks.

StrideMASTER is a registered trademark of Thoroughbred Ratings Pty Ltd.

### Disclaimer.

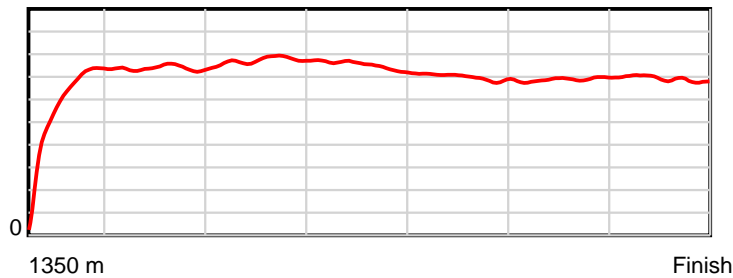
Tasracing Pty Ltd and Thoroughbred Ratings Pty Ltd accepts no responsibility for the completeness or accuracy of any of the information contained herein, and makes no representations about its suitability for any particular purpose. Users should make their own judgements about those matters and/or seek independent advice. You assume all risks associated with use of the data provided on this page.

# Race Results

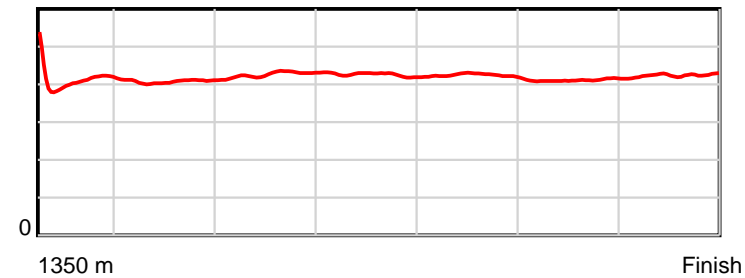
May 07, 2014, Race 4, BM62, Distance 1350m, Spreyton - Offset 0m

Result	TAB no.	Horse (Barrier)	1350 to	1200m to	1000m to	800m to	600m to	400m to	200m to	Total or	Margin
1st	3	Another Concer... (10)	1200m	1000m	800m	600m	400m	200m	WP	Average	
		Position in running (margin)	-	1(0.0)	3(0.6)	4(3.2)	4(4.1)	4(2.7)	2(3.6)		0.00
		Sectional time (s)	10.86	11.20	10.90	11.45	12.39	11.91	12.25		
		Cumulative time (s)	80.97	70.11	58.91	48.01	36.56	24.17	12.25	1:20.97	
		Speed (m/s)	13.81	17.86	18.35	17.47	16.14	16.79	16.33	16.67	
		Stride length (m)	5.77	7.28	7.82	7.43	6.84	6.90	6.93	6.99	
		Stride duration (s)	0.418	0.408	0.426	0.426	0.424	0.411	0.424	0.419	
		Stride efficiency (%)	51.94	82.82	95.58	86.36	73.16	74.45	75.03	76.43	
		Stride count	26.02	27.47	25.57	26.90	29.23	28.98	28.86	193.03	

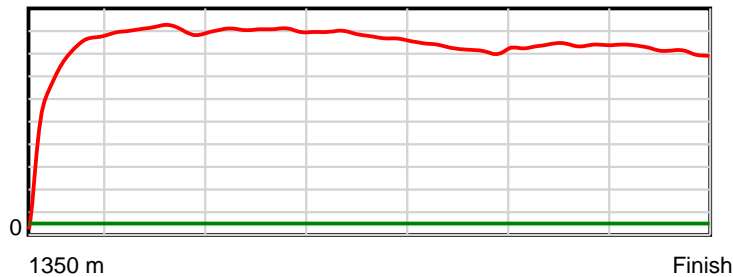
10 m Stride length



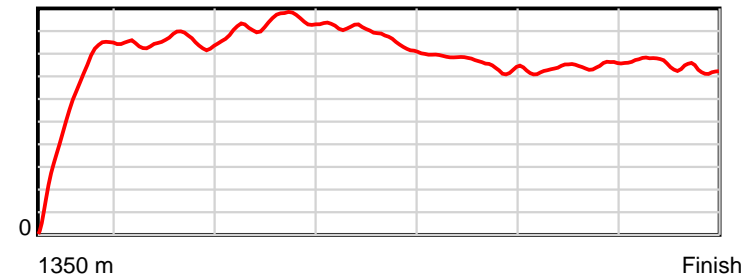
0.6 s Stride duration



20 m/sec Speed



100 % Stride efficiency



Note: Horizontal distance axis grid lines are 200m furlongs.

## Disclaimer.

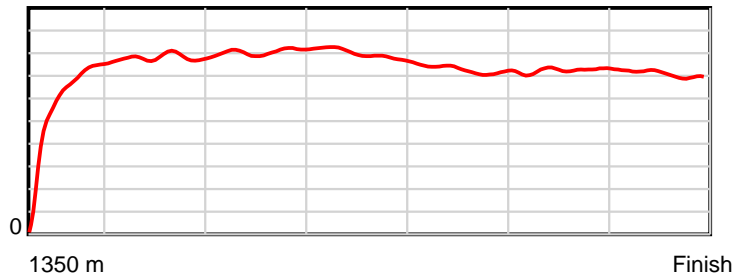
Tasracing Pty Ltd and Thoroughbred Ratings Pty Ltd accepts no responsibility for the completeness or accuracy of any of the information contained herein, and makes no representations about its suitability for any particular purpose. Users should make their own judgements about those matters and/or seek independent advice. You assume all risks associated with use of the data provided on this page.

# Race Results

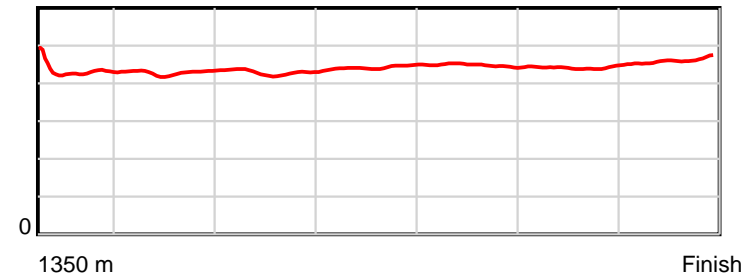
May 07, 2014, Race 4, BM62, Distance 1350m, Spreyton - Offset 0m

Result	TAB no.	Horse (Barrier)	1350 to	1200m to	1000m to	800m to	600m to	400m to	200m to	Total or	Margin
2nd	10	Mr McCartney (3)	1200m	1000m	800m	600m	400m	200m	WP	Average	
		Position in running (margin)	-	2(1.2)	2(0.1)	1(0.0)	1(0.0)	1(0.0)	1(0.0)		0.40
		Sectional time (s)	11.19	10.91	10.45	11.30	12.62	11.78	12.79		
		Cumulative time (s)	81.04	69.85	58.94	48.49	37.19	24.57	12.79	1:21.04	
		Speed (m/s)	13.40	18.33	19.14	17.70	15.85	16.98	15.64	16.66	
		Stride length (m)	5.70	7.86	8.20	7.83	7.10	7.50	7.21	7.33	
		Stride duration (s)	0.423	0.429	0.429	0.443	0.448	0.442	0.461	0.440	
		Stride efficiency (%)	50.86	96.46	105.12	95.92	78.67	87.91	81.18	83.87	
		Stride count	26.29	25.46	24.39	25.53	28.19	26.66	27.75	184.27	

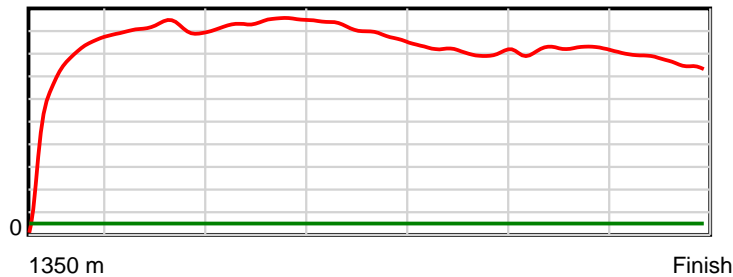
10 m Stride length



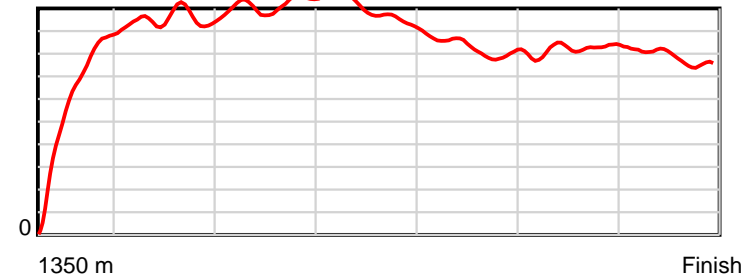
0.6 s Stride duration



20 m/sec Speed



100 % Stride efficiency



Note: Horizontal distance axis grid lines are 200m furlongs.

## Disclaimer.

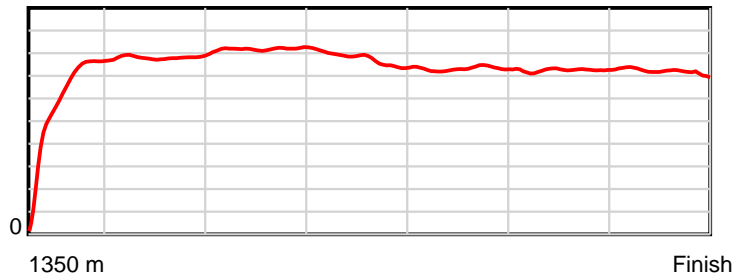
Tasracing Pty Ltd and Thoroughbred Ratings Pty Ltd accepts no responsibility for the completeness or accuracy of any of the information contained herein, and makes no representations about its suitability for any particular purpose. Users should make their own judgements about those matters and/or seek independent advice. You assume all risks associated with use of the data provided on this page.

# Race Results

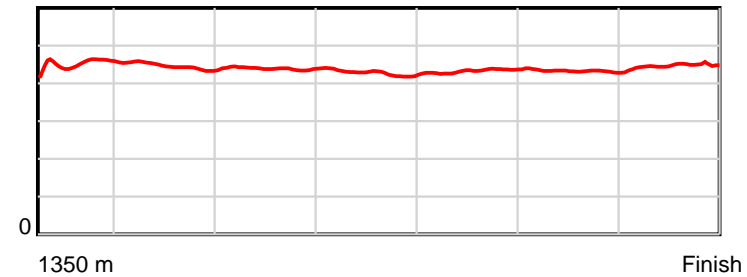
May 07, 2014, Race 4, BM62, Distance 1350m, Spreyton - Offset 0m

Result	TAB no.	Horse (Barrier)	1350 to	1200m to	1000m to	800m to	600m to	400m to	200m to	Total or	Margin
3rd	5	Apache Son (5)	1200m	1000m	800m	600m	400m	200m	WP	Average	
		Position in running (margin)	-	8(4.7)	9(7.4)	9(7.4)	7(7.6)	6(4.8)	6(5.9)		3.40
		Sectional time (s)	11.70	11.54	10.46	11.33	12.16	11.96	12.43		
		Cumulative time (s)	81.59	69.89	58.35	47.89	36.56	24.39	12.43	1:21.59	
		Speed (m/s)	12.82	17.33	19.12	17.65	16.45	16.72	16.09	16.55	
		Stride length (m)	5.69	7.71	8.39	7.54	7.12	7.22	7.04	7.23	
		Stride duration (s)	0.443	0.445	0.439	0.427	0.433	0.432	0.438	0.437	
		Stride efficiency (%)	50.68	92.87	110.13	88.89	79.29	81.57	77.51	81.63	
		Stride count	26.34	25.94	23.82	26.52	28.08	27.68	28.40	186.78	

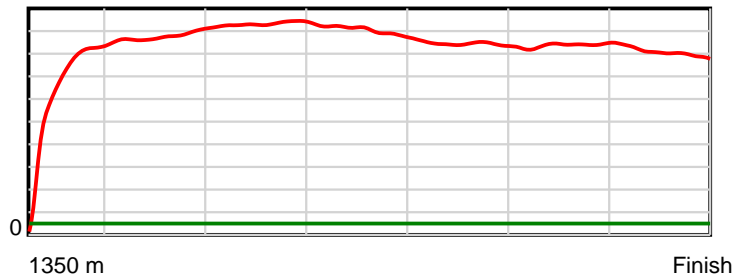
10 m Stride length



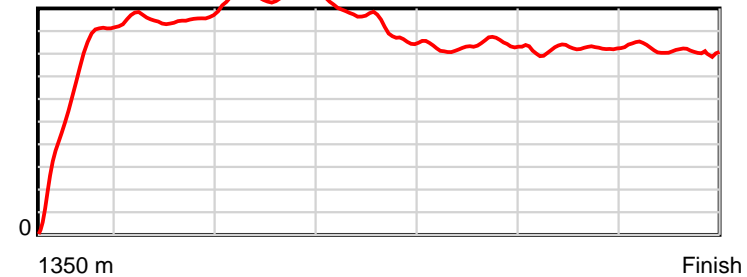
0.6 s Stride duration



20 m/sec Speed



100 % Stride efficiency



Note: Horizontal distance axis grid lines are 200m furlongs.

## Disclaimer.

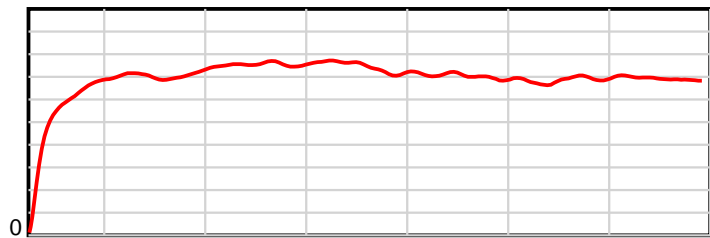
Tasracing Pty Ltd and Thoroughbred Ratings Pty Ltd accepts no responsibility for the completeness or accuracy of any of the information contained herein, and makes no representations about its suitability for any particular purpose. Users should make their own judgements about those matters and/or seek independent advice. You assume all risks associated with use of the data provided on this page.

# Race Results

May 07, 2014, Race 4, BM62, Distance 1350m, Spreyton - Offset 0m

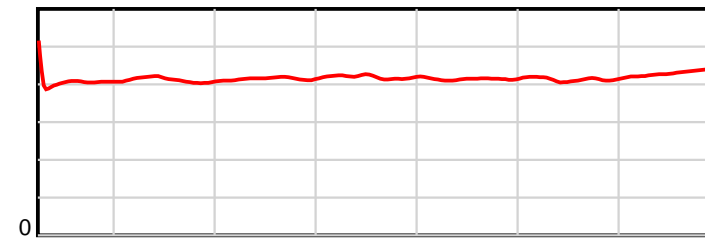
Result	TAB no.	Horse (Barrier)	1350 to	1200m to	1000m to	800m to	600m to	400m to	200m to	Total or	Margin
4th	9	Royal Express (1)	1200m	1000m	800m	600m	400m	200m	WP	Average	
		Position in running (margin)	-	10(6.0)	10(7.8)	10(9.7)	10(9.6)	8(5.8)	9(7.4)		4.10
		Sectional time (s)	11.79	11.39	10.80	11.27	11.98	12.06	12.41		
		Cumulative time (s)	81.71	69.92	58.53	47.72	36.45	24.47	12.41	1:21.70	
		Speed (m/s)	12.72	17.56	18.52	17.75	16.69	16.58	16.12	16.52	
		Stride length (m)	5.17	7.23	7.67	7.44	6.91	6.85	6.94	6.87	
		Stride duration (s)	0.416	0.412	0.414	0.420	0.414	0.413	0.431	0.416	
		Stride efficiency (%)	41.78	81.60	91.98	86.55	74.63	73.38	75.34	73.71	
		Stride count	29.01	27.68	26.07	26.87	28.94	29.19	28.80	196.56	

10 m Stride length



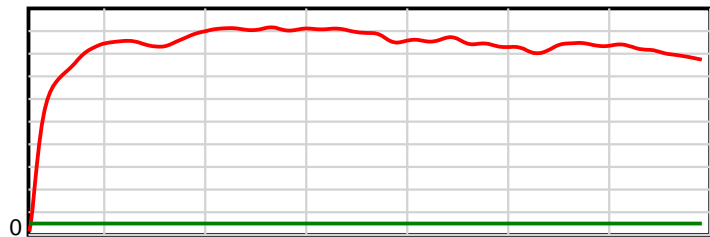
1350 m Finish

0.6 s Stride duration



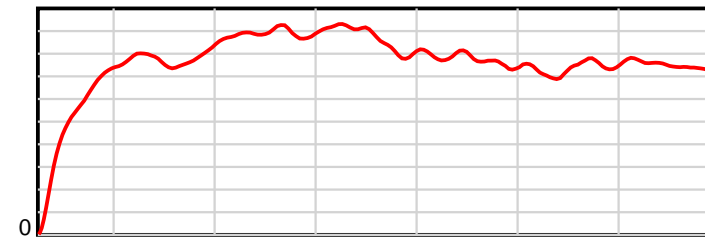
1350 m Finish

20 m/sec Speed



1350 m Finish

100 % Stride efficiency



1350 m Finish

Note: Horizontal distance axis grid lines are 200m furlongs.

## Disclaimer.

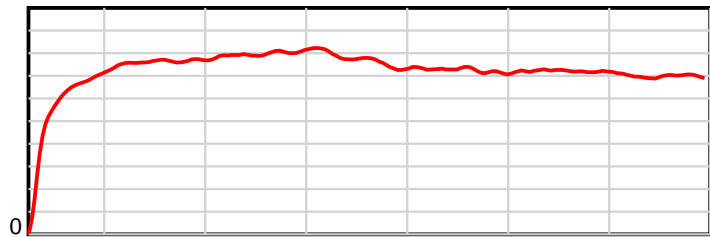
Tasracing Pty Ltd and Thoroughbred Ratings Pty Ltd accepts no responsibility for the completeness or accuracy of any of the information contained herein, and makes no representations about its suitability for any particular purpose. Users should make their own judgements about those matters and/or seek independent advice. You assume all risks associated with use of the data provided on this page.

# Race Results

May 07, 2014, Race 4, BM62, Distance 1350m, Spreyton - Offset 0m

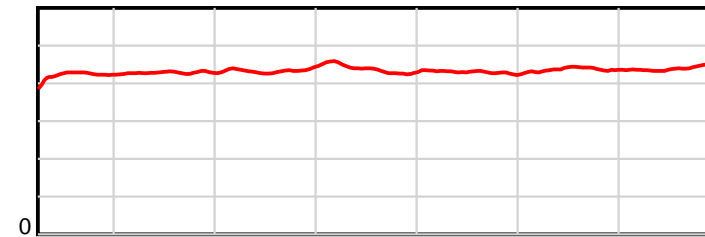
Result	TAB no.	Horse (Barrier)	1350 to	1200m to	1000m to	800m to	600m to	400m to	200m to	Total or	Margin
5th	1	<b>Blacko (9)</b>	<b>1200m</b>	<b>1000m</b>	<b>800m</b>	<b>600m</b>	<b>400m</b>	<b>200m</b>	<b>WP</b>	<b>Average</b>	
		Position in running (margin)	-	9(4.8)	8(5.5)	8(6.2)	9(7.8)	9(5.8)	8(6.6)		4.20
		Sectional time (s)	11.65	11.20	10.60	11.56	12.28	11.91	12.51		
		Cumulative time (s)	81.73	70.08	58.88	48.28	36.71	24.43	12.51	1:21.73	
		Speed (m/s)	12.87	17.86	18.87	17.30	16.29	16.79	15.99	16.52	
		Stride length (m)	5.37	7.63	8.20	7.57	6.98	7.33	7.04	7.13	
		Stride duration (s)	0.416	0.427	0.434	0.438	0.429	0.437	0.440	0.432	
		Stride efficiency (%)	45.13	90.96	105.01	89.51	76.17	83.96	77.42	79.47	
		Stride count	27.91	26.21	24.40	26.43	28.65	27.29	28.41	189.30	

10 m Stride length



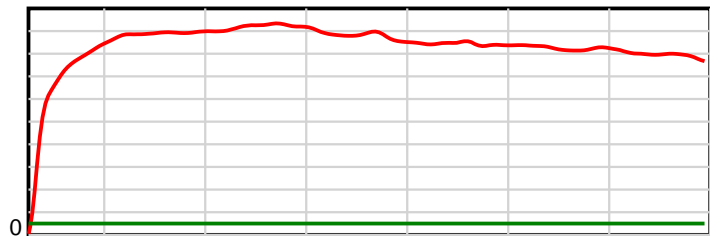
1350 m Finish

0.6 s Stride duration



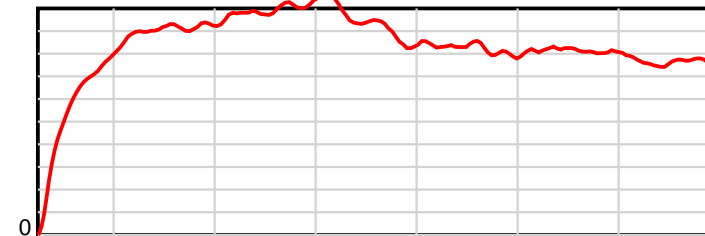
1350 m Finish

20 m/sec Speed



1350 m Finish

100 % Stride efficiency



1350 m Finish

Note: Horizontal distance axis grid lines are 200m furlongs.

## Disclaimer.

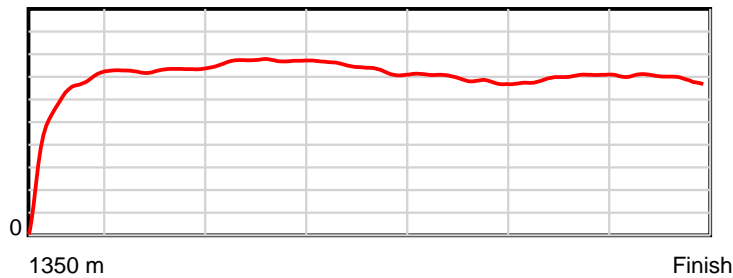
Tasracing Pty Ltd and Thoroughbred Ratings Pty Ltd accepts no responsibility for the completeness or accuracy of any of the information contained herein, and makes no representations about its suitability for any particular purpose. Users should make their own judgements about those matters and/or seek independent advice. You assume all risks associated with use of the data provided on this page.

# Race Results

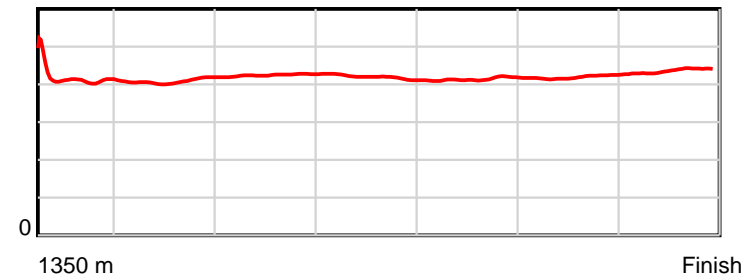
May 07, 2014, Race 4, BM62, Distance 1350m, Spreyton - Offset 0m

Result	TAB no.	Horse (Barrier)	1350 to	1200m to	1000m to	800m to	600m to	400m to	200m to	Total or	Margin
6th	7	Royal Beluga (6)	1200m	1000m	800m	600m	400m	200m	WP	Average	
		Position in running (margin)	-	4(2.2)	6(2.5)	6(4.8)	6(6.1)	7(5.0)	5(5.4)		4.30
		Sectional time (s)	11.38	11.14	10.86	11.51	12.44	11.84	12.58		
		Cumulative time (s)	81.75	70.37	59.23	48.37	36.86	24.42	12.58	1:21.75	
		Speed (m/s)	13.18	17.95	18.42	17.38	16.08	16.89	15.90	16.51	
		Stride length (m)	5.66	7.34	7.81	7.30	6.65	7.08	6.94	6.96	
		Stride duration (s)	0.428	0.409	0.424	0.420	0.414	0.419	0.436	0.422	
		Stride efficiency (%)	50.04	84.10	95.36	83.20	69.17	78.41	75.26	75.76	
		Stride count	26.51	27.26	25.60	27.41	30.06	28.23	28.82	193.89	

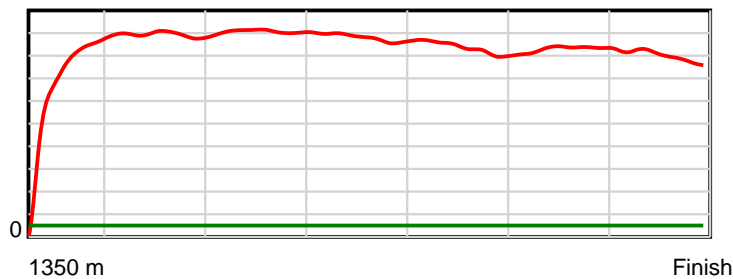
10 m Stride length



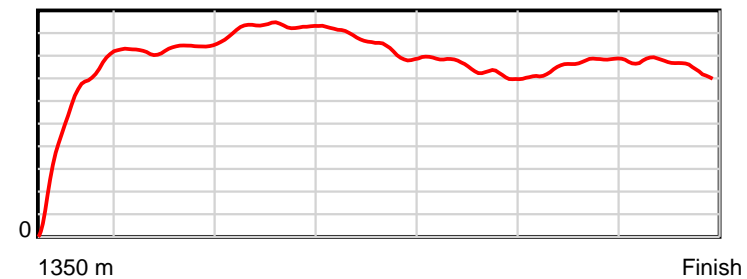
0.6 s Stride duration



20 m/sec Speed



100 % Stride efficiency



Note: Horizontal distance axis grid lines are 200m furlongs.

## Disclaimer.

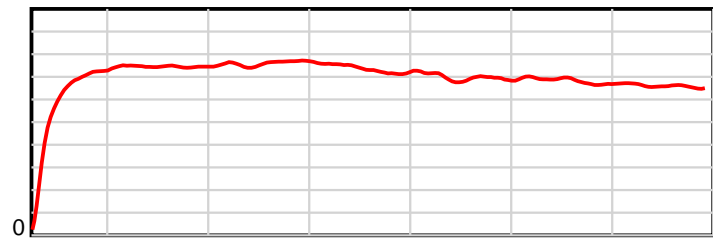
Tasracing Pty Ltd and Thoroughbred Ratings Pty Ltd accepts no responsibility for the completeness or accuracy of any of the information contained herein, and makes no representations about its suitability for any particular purpose. Users should make their own judgements about those matters and/or seek independent advice. You assume all risks associated with use of the data provided on this page.

# Race Results

May 07, 2014, Race 4, BM62, Distance 1350m, Spreyton - Offset 0m

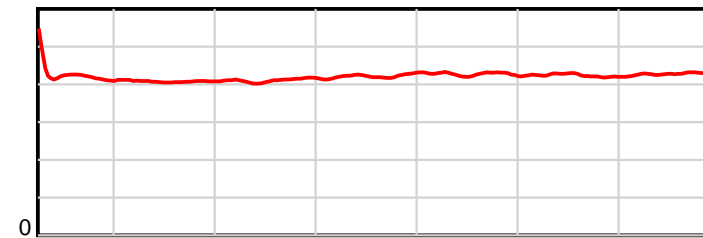
Result	TAB no.	Horse (Barrier)	1350 to	1200m to	1000m to	800m to	600m to	400m to	200m to	Total or	Margin
7th	2	<b>Dangerous Geeg... (2)</b>	<b>1200m</b>	<b>1000m</b>	<b>800m</b>	<b>600m</b>	<b>400m</b>	<b>200m</b>	<b>WP</b>	<b>Average</b>	
		Position in running (margin)	-	5(2.3)	1(0.0)	3(1.1)	3(2.2)	2(1.5)	3(4.7)		5.30
		Sectional time (s)	11.39	10.71	10.66	11.48	12.49	12.32	12.89		
		Cumulative time (s)	81.94	70.55	59.84	49.19	37.71	25.21	12.89	1:21.94	
		Speed (m/s)	13.18	18.67	18.76	17.42	16.01	16.23	15.52	16.48	
		Stride length (m)	5.72	7.61	7.71	7.33	6.84	6.87	6.66	6.96	
		Stride duration (s)	0.435	0.407	0.411	0.421	0.428	0.423	0.429	0.422	
		Stride efficiency (%)	51.18	90.45	92.91	83.94	73.20	73.74	69.26	75.59	
		Stride count	26.21	26.29	25.94	27.29	29.22	29.11	30.04	194.10	

10 m Stride length



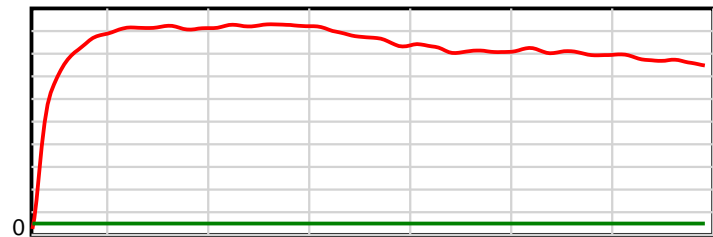
1350 m Finish

0.6 s Stride duration



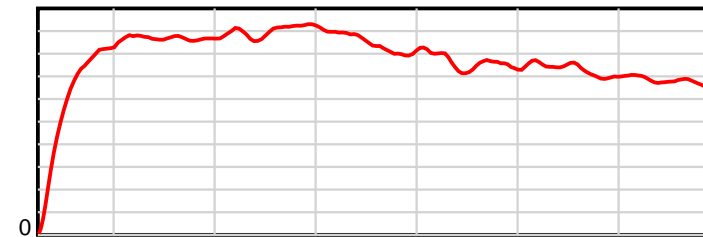
1350 m Finish

20 m/sec Speed



1350 m Finish

100 % Stride efficiency



1350 m Finish

Note: Horizontal distance axis grid lines are 200m furlongs.

## Disclaimer.

Tasracing Pty Ltd and Thoroughbred Ratings Pty Ltd accepts no responsibility for the completeness or accuracy of any of the information contained herein, and makes no representations about its suitability for any particular purpose. Users should make their own judgements about those matters and/or seek independent advice. You assume all risks associated with use of the data provided on this page.

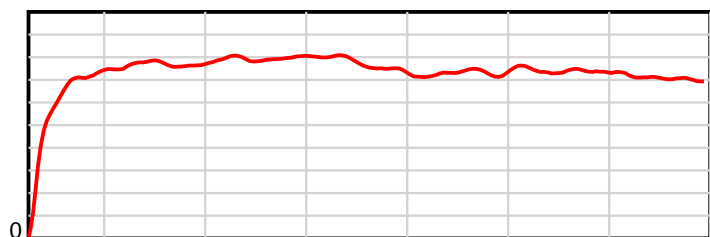


# Race Results

May 07, 2014, Race 4, BM62, Distance 1350m, Spreyton - Offset 0m

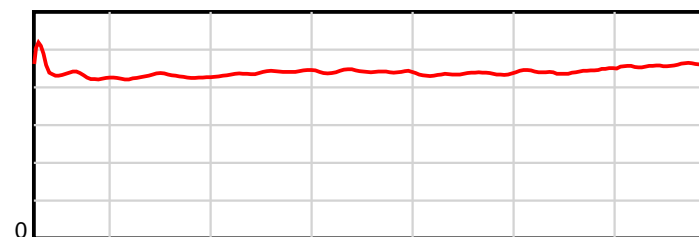
Result	TAB no.	Horse (Barrier)	1350 to	1200m to	1000m to	800m to	600m to	400m to	200m to	Total or	Margin
8th	6	<b>My Angels (4)</b>	<b>1200m</b>	<b>1000m</b>	<b>800m</b>	<b>600m</b>	<b>400m</b>	<b>200m</b>	<b>WP</b>	<b>Average</b>	
		Position in running (margin)	-	6(2.4)	5(1.9)	5(4.2)	5(5.2)	5(4.6)	4(4.9)		5.90
		Sectional time (s)	11.48	11.01	10.86	11.47	12.52	11.82	12.90		
		Cumulative time (s)	82.05	70.57	59.57	48.70	37.24	24.72	12.90	1:22.04	
		Speed (m/s)	13.07	18.17	18.42	17.44	15.97	16.92	15.50	16.45	
		Stride length (m)	5.77	7.77	8.09	7.70	6.96	7.49	7.13	7.26	
		Stride duration (s)	0.434	0.428	0.440	0.441	0.436	0.443	0.460	0.441	
		Stride efficiency (%)	52.01	94.40	102.38	92.65	75.66	87.74	79.54	82.44	
		Stride count	26.00	25.73	24.71	25.97	28.74	26.69	28.03	185.87	

10 m Stride length



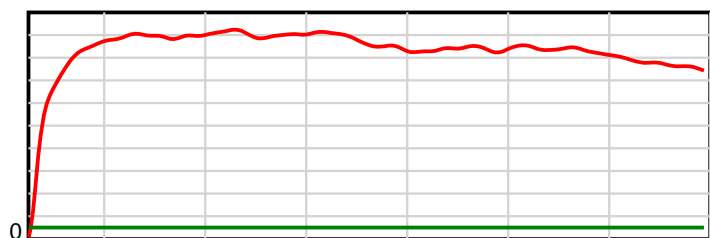
1350 m Finish

0.6 s Stride duration



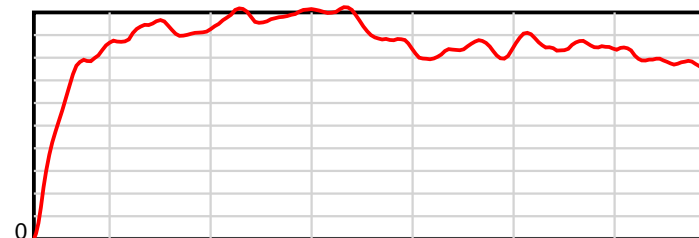
1350 m Finish

20 m/sec Speed



1350 m Finish

100 % Stride efficiency



1350 m Finish

Note: Horizontal distance axis grid lines are 200m furlongs.

## Disclaimer.

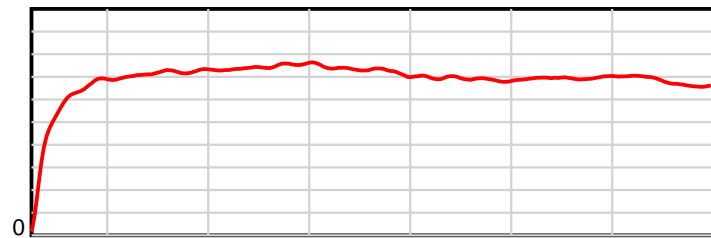
Tasracing Pty Ltd and Thoroughbred Ratings Pty Ltd accepts no responsibility for the completeness or accuracy of any of the information contained herein, and makes no representations about its suitability for any particular purpose. Users should make their own judgements about those matters and/or seek independent advice. You assume all risks associated with use of the data provided on this page.

# Race Results

May 07, 2014, Race 4, BM62, Distance 1350m, Spreyton - Offset 0m

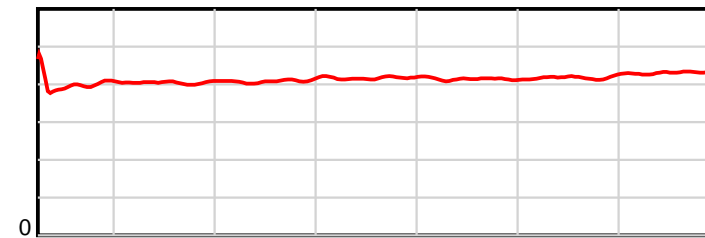
Result	TAB no.	Horse (Barrier)	1350 to	1200m to	1000m to	800m to	600m to	400m to	200m to	Total or	Margin
9th	8	Serpents View (7)	1200m	1000m	800m	600m	400m	200m	WP	Average	
		Position in running (margin)	-	3(1.7)	7(3.5)	7(5.4)	8(7.6)	10(6.0)	7(6.3)		6.70
		Sectional time (s)	11.33	11.40	10.79	11.67	12.34	11.84	12.83		
		Cumulative time (s)	82.19	70.86	59.46	48.67	37.01	24.67	12.83	1:22.19	
		Speed (m/s)	13.23	17.54	18.54	17.14	16.21	16.89	15.59	16.42	
		Stride length (m)	5.36	7.10	7.57	7.14	6.71	7.08	6.74	6.81	
		Stride duration (s)	0.400	0.405	0.409	0.417	0.414	0.419	0.433	0.414	
		Stride efficiency (%)	44.90	78.80	89.62	79.71	70.25	78.26	71.03	72.42	
		Stride count	27.98	28.16	26.41	28.00	29.83	28.26	29.66	198.30	

10 m Stride length



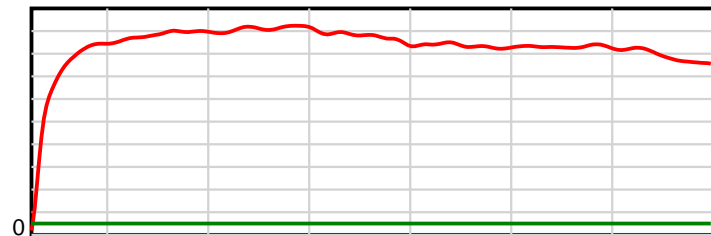
1350 m Finish

0.6 s Stride duration



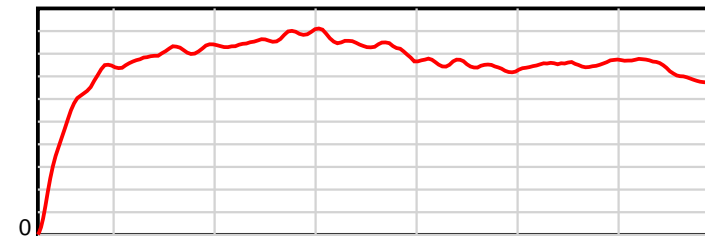
1350 m Finish

20 m/sec Speed



1350 m Finish

100 % Stride efficiency



1350 m Finish

Note: Horizontal distance axis grid lines are 200m furlongs.

## Disclaimer.

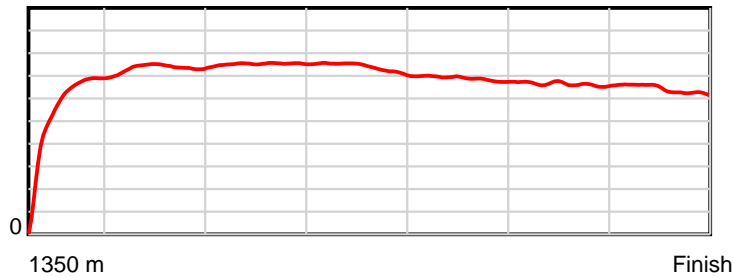
Tasracing Pty Ltd and Thoroughbred Ratings Pty Ltd accepts no responsibility for the completeness or accuracy of any of the information contained herein, and makes no representations about its suitability for any particular purpose. Users should make their own judgements about those matters and/or seek independent advice. You assume all risks associated with use of the data provided on this page.

# Race Results

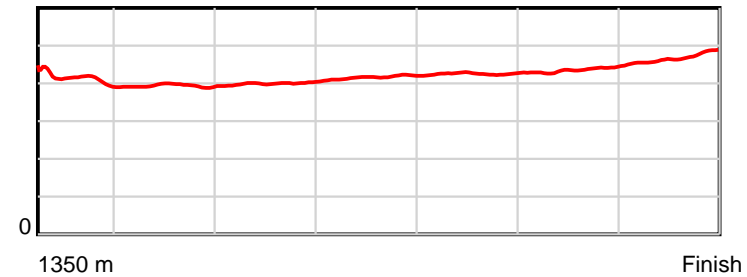
May 07, 2014, Race 4, BM62, Distance 1350m, Spreyton - Offset 0m

Result	TAB no.	Horse (Barrier)	1350 to	1200m to	1000m to	800m to	600m to	400m to	200m to	Total or	Margin
10th	4	<b>Cougat King (8)</b>	<b>1200m</b>	<b>1000m</b>	<b>800m</b>	<b>600m</b>	<b>400m</b>	<b>200m</b>	<b>WP</b>	<b>Average</b>	
		Position in running (margin)	-	7(2.8)	4(1.2)	2(0.2)	2(1.2)	3(1.7)	10(9.9)		19.00
		Sectional time (s)	11.51	10.83	10.31	11.47	12.70	13.14	14.58		
		Cumulative time (s)	84.54	73.03	62.19	51.89	40.42	27.72	14.58	1:24.54	
		Speed (m/s)	13.03	18.47	19.40	17.44	15.75	15.22	13.72	15.97	
		Stride length (m)	5.47	7.27	7.75	7.25	6.70	6.63	6.44	6.77	
		Stride duration (s)	0.413	0.394	0.399	0.416	0.425	0.436	0.470	0.424	
		Stride efficiency (%)	46.73	82.52	93.86	82.21	70.20	68.76	64.83	71.65	
		Stride count	27.43	27.52	25.81	27.57	29.84	30.15	31.05	199.37	

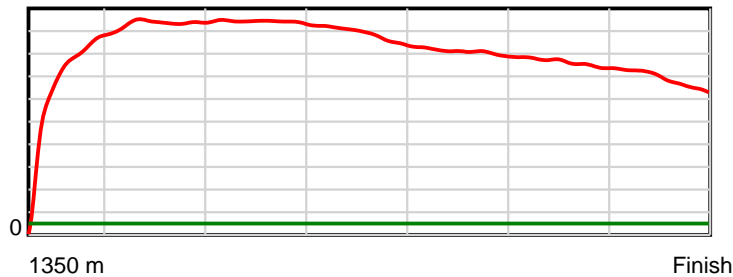
10 m Stride length



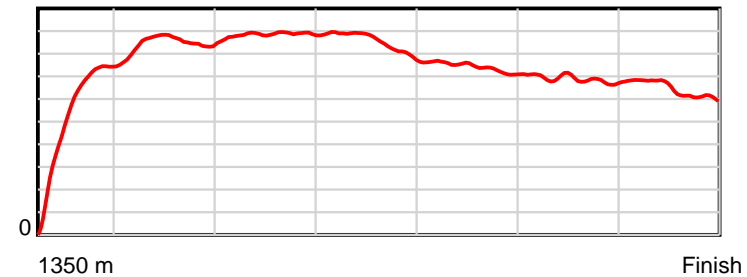
0.6 s Stride duration



20 m/sec Speed



100 % Stride efficiency



Note: Horizontal distance axis grid lines are 200m furlongs.

**Disclaimer.**

Tasracing Pty Ltd and Thoroughbred Ratings Pty Ltd accepts no responsibility for the completeness or accuracy of any of the information contained herein, and makes no representations about its suitability for any particular purpose. Users should make their own judgements about those matters and/or seek independent advice. You assume all risks associated with use of the data provided on this page.