



## Race Results

Devonport Racing Club, Devonport Synthetic, May 07, 2014

Compilation date: May 8, 2014, 11:58:55 AM (EST)

Copyright © 2014 Tasracing Pty Ltd. All rights reserved.

### Trademarks.

StrideMASTER is a registered trademark of Thoroughbred Ratings Pty Ltd.

### Disclaimer.

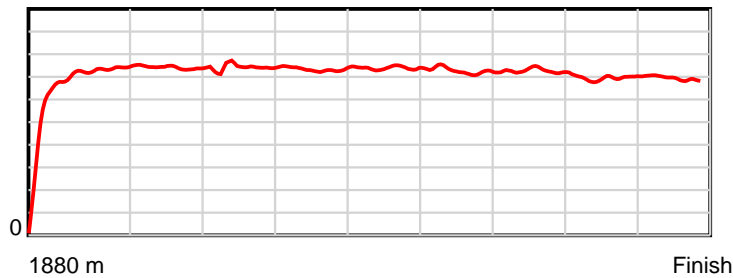
Tasracing Pty Ltd and Thoroughbred Ratings Pty Ltd accepts no responsibility for the completeness or accuracy of any of the information contained herein, and makes no representations about its suitability for any particular purpose. Users should make their own judgements about those matters and/or seek independent advice. You assume all risks associated with use of the data provided on this page.

# Race Results

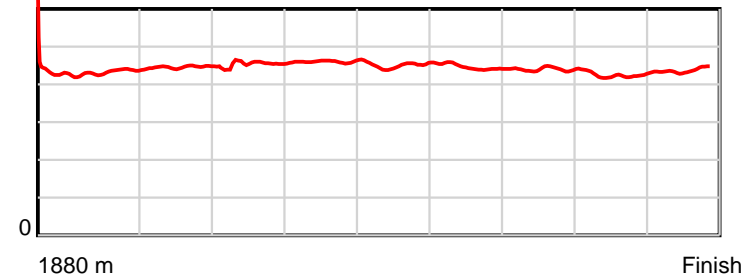
May 07, 2014, Race 6, BM62, Distance 1880m, Spreyton - Offset 0m

Result	TAB no.	Horse (Barrier)	1880 to	1800m to	1600m to	1400m to	1200m to	1000m to	800m to	600m to	400m to	200m to	Total or	Margin
1st	3	Musique Player (1)	1800m	1600m	1400m	1200m	1000m	800m	600m	400m	200m	WP	Average	
		Position in running (margin)	-	7(3.3)	6(3.2)	6(4.8)	6(6.0)	7(3.6)	8(3.3)	7(3.6)	4(2.2)	3(2.0)		0.00
		Sectional time (s)	7.71	11.45	11.79	12.39	12.67	12.02	12.36	12.27	12.40	12.42		
		Cumulative time (s)	117.49	109.78	98.33	86.53	74.14	61.47	49.45	37.09	24.82	12.42	1:57.48	
		Speed (m/s)	10.38	17.47	16.96	16.14	15.79	16.64	16.18	16.30	16.13	16.10	16.00	
		Stride length (m)	4.98	7.52	7.55	7.10	7.25	7.50	7.25	7.17	6.87	7.04	7.11	
		Stride duration (s)	0.480	0.431	0.445	0.440	0.459	0.451	0.448	0.440	0.426	0.437	0.444	
		Stride efficiency (%)	38.77	88.46	89.07	78.76	82.11	87.97	82.06	80.23	73.71	77.43	78.89	
		Stride count	16.06	26.58	26.49	28.17	27.59	26.66	27.60	27.91	29.12	28.41	264.59	

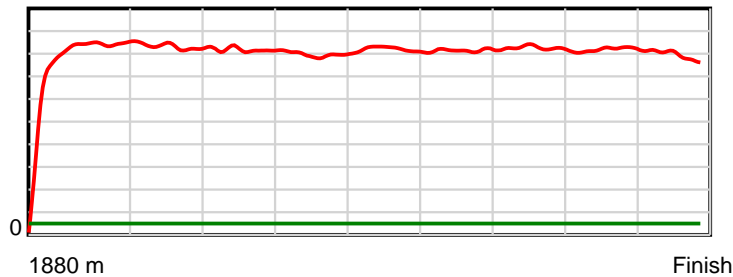
10 m Stride length



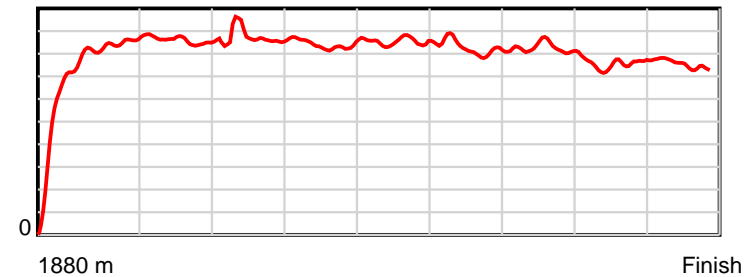
0.6 s Stride duration



20 m/sec Speed



100 % Stride efficiency



Note: Horizontal distance axis grid lines are 200m furlongs.

**Disclaimer.**

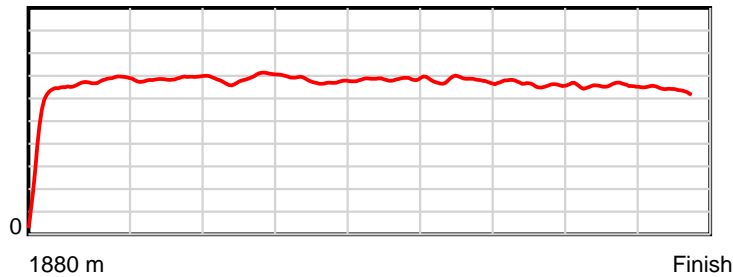
Tasracing Pty Ltd and Thoroughbred Ratings Pty Ltd accepts no responsibility for the completeness or accuracy of any of the information contained herein, and makes no representations about its suitability for any particular purpose. Users should make their own judgements about those matters and/or seek independent advice. You assume all risks associated with use of the data provided on this page.

# Race Results

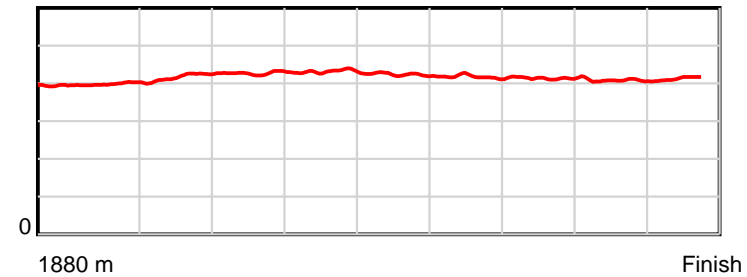
May 07, 2014, Race 6, BM62, Distance 1880m, Spreyton - Offset 0m

Result	TAB no.	Horse (Barrier)	1880 to	1800m to	1600m to	1400m to	1200m to	1000m to	800m to	600m to	400m to	200m to	Total or	Margin
2nd	6	<b>Gee Gees Opera (4)</b>	<b>1800m</b>	<b>1600m</b>	<b>1400m</b>	<b>1200m</b>	<b>1000m</b>	<b>800m</b>	<b>600m</b>	<b>400m</b>	<b>200m</b>	<b>WP</b>	<b>Average</b>	
		Position in running (margin)	-	8(5.4)	4(2.4)	3(3.5)	4(4.2)	5(2.8)	7(3.3)	5(2.7)	6(2.6)	4(2.3)		0.80
		Sectional time (s)	8.03	10.97	11.71	12.31	12.82	12.15	12.21	12.49	12.38	12.57		
		Cumulative time (s)	117.64	109.61	98.65	86.94	74.62	61.80	49.65	37.44	24.95	12.57	1:57.64	
		Speed (m/s)	9.96	18.23	17.08	16.25	15.60	16.46	16.38	16.01	16.16	15.91	15.98	
		Stride length (m)	3.96	7.23	7.05	6.91	6.73	7.02	6.85	6.61	6.62	6.53	6.63	
		Stride duration (s)	0.402	0.397	0.413	0.425	0.431	0.426	0.418	0.413	0.410	0.411	0.415	
		Stride efficiency (%)	24.46	81.75	77.62	74.61	70.72	76.98	73.39	68.37	68.55	66.70	68.65	
		Stride count	20.22	27.65	28.38	28.94	29.73	28.50	29.18	30.24	30.20	30.61	283.65	

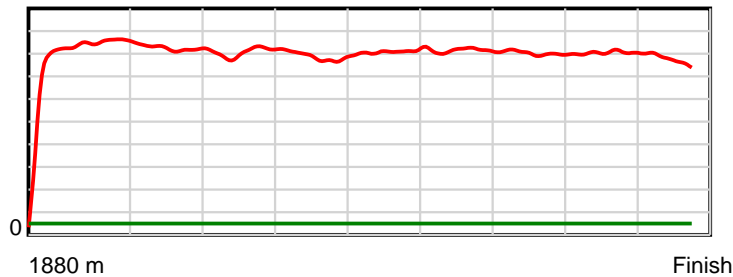
10 m Stride length



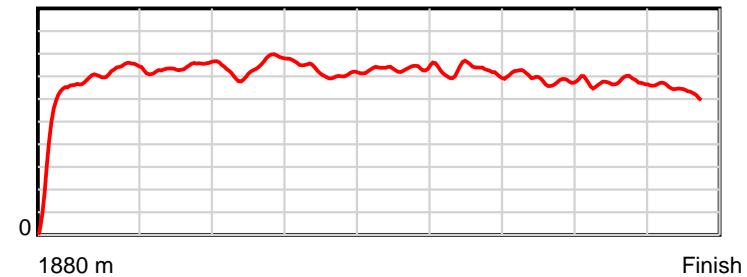
0.6 s Stride duration



20 m/sec Speed



100 % Stride efficiency



Note: Horizontal distance axis grid lines are 200m furlongs.

## Disclaimer.

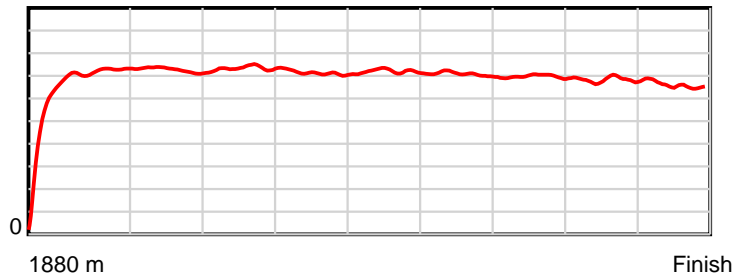
Tasracing Pty Ltd and Thoroughbred Ratings Pty Ltd accepts no responsibility for the completeness or accuracy of any of the information contained herein, and makes no representations about its suitability for any particular purpose. Users should make their own judgements about those matters and/or seek independent advice. You assume all risks associated with use of the data provided on this page.

# Race Results

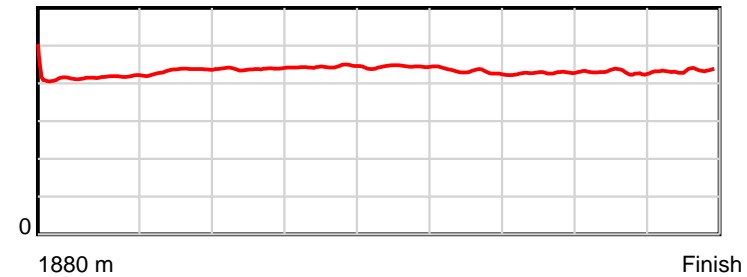
May 07, 2014, Race 6, BM62, Distance 1880m, Spreyton - Offset 0m

Result	TAB no.	Horse (Barrier)	1880 to	1800m to	1600m to	1400m to	1200m to	1000m to	800m to	600m to	400m to	200m to	Total or	Margin
3rd	2	Vila (8)	1800m	1600m	1400m	1200m	1000m	800m	600m	400m	200m	WP	Average	
		Position in running (margin)	-	1(0.0)	1(0.0)	2(1.1)	2(1.9)	3(0.4)	1(0.0)	3(0.0)	1(0.0)	1(0.0)		1.80
		Sectional time (s)	7.31	11.47	11.71	12.34	12.80	12.01	12.31	12.50	12.42	12.96		
		Cumulative time (s)	117.83	110.52	99.05	87.35	75.01	62.21	50.20	37.88	25.38	12.96	1:57.83	
		Speed (m/s)	10.95	17.44	17.08	16.21	15.62	16.65	16.25	16.00	16.10	15.43	15.96	
		Stride length (m)	4.69	7.26	7.39	7.11	6.93	7.40	7.04	6.83	6.91	6.69	6.90	
		Stride duration (s)	0.426	0.416	0.433	0.439	0.444	0.444	0.433	0.427	0.429	0.434	0.433	
		Stride efficiency (%)	34.34	82.32	85.32	78.94	75.15	85.51	77.36	72.86	74.53	69.99	74.50	
		Stride count	17.07	27.56	27.07	28.14	28.84	27.04	28.43	29.29	28.96	29.88	272.28	

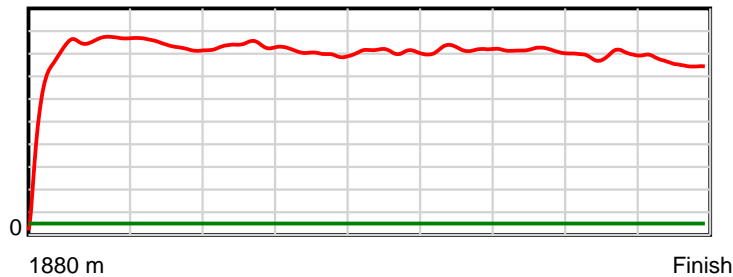
10 m Stride length



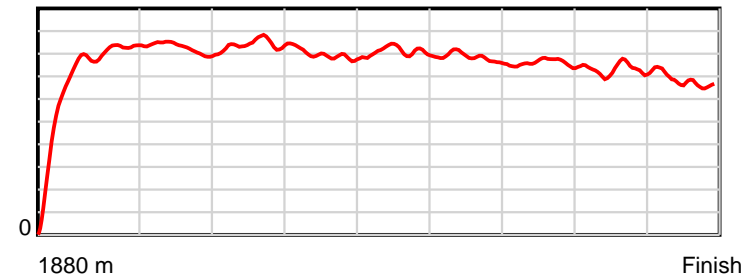
0.6 s Stride duration



20 m/sec Speed



100 % Stride efficiency



Note: Horizontal distance axis grid lines are 200m furlongs.

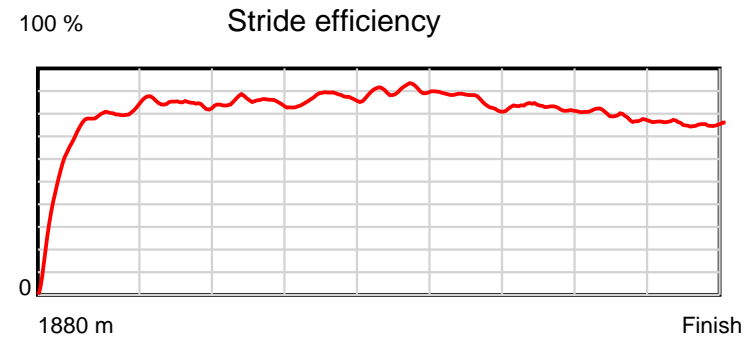
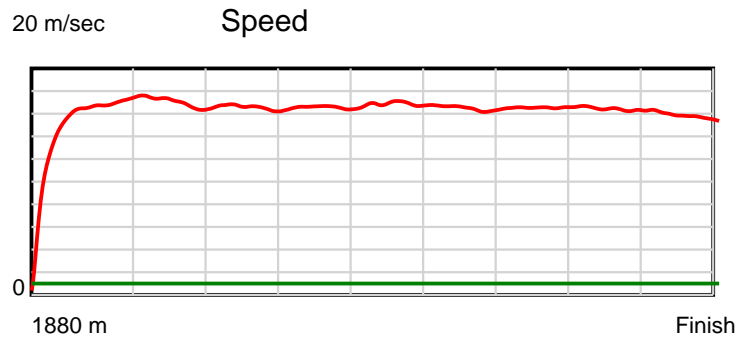
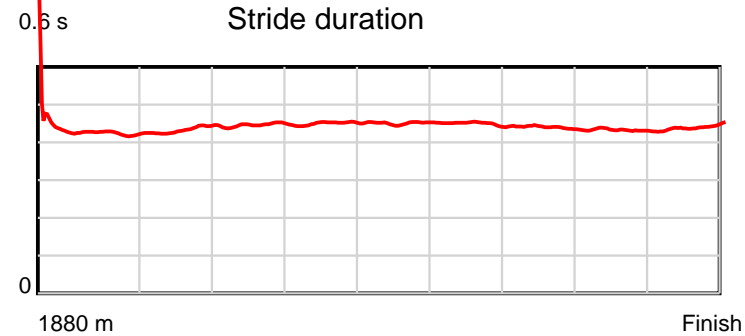
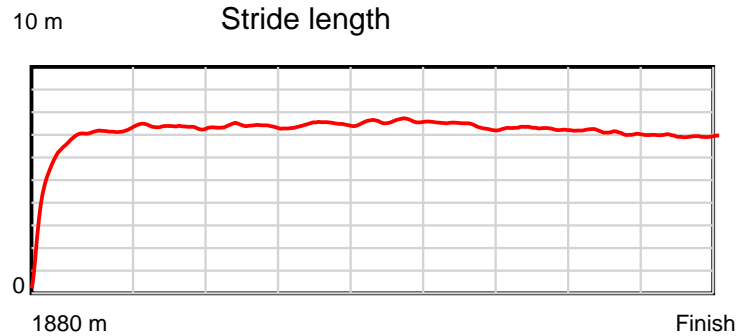
## Disclaimer.

Tasracing Pty Ltd and Thoroughbred Ratings Pty Ltd accepts no responsibility for the completeness or accuracy of any of the information contained herein, and makes no representations about its suitability for any particular purpose. Users should make their own judgements about those matters and/or seek independent advice. You assume all risks associated with use of the data provided on this page.

# Race Results

May 07, 2014, Race 6, BM62, Distance 1880m, Spreyton - Offset 0m

Result	TAB no.	Horse (Barrier)	1880 to	1800m to	1600m to	1400m to	1200m to	1000m to	800m to	600m to	400m to	200m to	Total or	Margin
4th	7	<b>Burlington (3)</b>	<b>1800m</b>	<b>1600m</b>	<b>1400m</b>	<b>1200m</b>	<b>1000m</b>	<b>800m</b>	<b>600m</b>	<b>400m</b>	<b>200m</b>	<b>WP</b>	<b>Average</b>	
		Position in running (margin)	-	5(3.1)	8(6.8)	8(9.0)	7(7.1)	2(0.4)	3(0.2)	4(1.3)	5(2.4)	6(3.5)		2.10
		Sectional time (s)	7.46	12.08	11.89	11.89	11.93	12.04	12.49	12.70	12.60	12.79		
		Cumulative time (s)	117.89	110.43	98.34	86.45	74.56	62.63	50.59	38.10	25.40	12.79	1:57.89	
		Speed (m/s)	10.73	16.56	16.82	16.82	16.76	16.61	16.01	15.75	15.87	15.64	15.95	
		Stride length (m)	4.82	7.03	7.30	7.50	7.54	7.50	7.20	6.92	6.85	6.89	7.04	
		Stride duration (s)	0.442	0.424	0.434	0.446	0.450	0.451	0.449	0.439	0.432	0.441	0.441	
		Stride efficiency (%)	36.24	77.16	83.18	88.00	88.79	87.83	80.97	74.74	73.41	74.28	77.34	
		Stride count	16.61	28.46	27.41	26.65	26.53	26.68	27.78	28.92	29.18	29.01	267.23	



Note: Horizontal distance axis grid lines are 200m furlongs.

## Disclaimer.

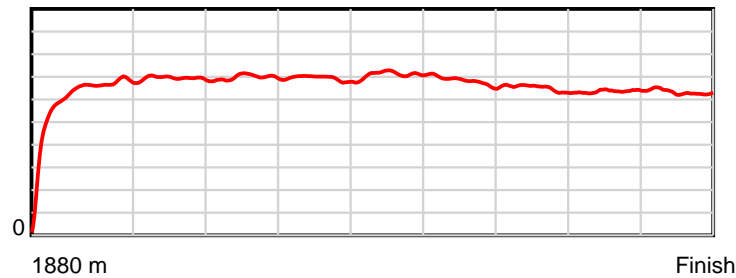
Tasracing Pty Ltd and Thoroughbred Ratings Pty Ltd accepts no responsibility for the completeness or accuracy of any of the information contained herein, and makes no representations about its suitability for any particular purpose. Users should make their own judgements about those matters and/or seek independent advice. You assume all risks associated with use of the data provided on this page.

# Race Results

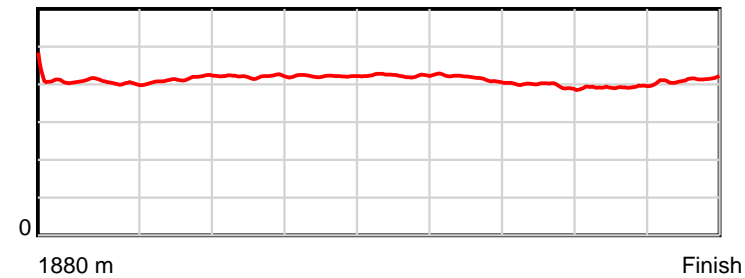
May 07, 2014, Race 6, BM62, Distance 1880m, Spreyton - Offset 0m

Result	TAB no.	Horse (Barrier)	1880 to	1800m to	1600m to	1400m to	1200m to	1000m to	800m to	600m to	400m to	200m to	Total or	Margin
5th	5	Gee Gee Miss B... (6)	1800m	1600m	1400m	1200m	1000m	800m	600m	400m	200m	WP	Average	
		Position in running (margin)	-	2(2.0)	7(5.4)	7(7.2)	8(8.2)	8(6.0)	5(3.2)	6(3.1)	7(2.6)	5(2.6)		2.90
		Sectional time (s)	7.65	12.03	11.82	12.36	12.69	11.60	12.30	12.43	12.41	12.74		
		Cumulative time (s)	118.04	110.39	98.36	86.54	74.17	61.48	49.88	37.58	25.15	12.74	1:58.04	
		Speed (m/s)	10.46	16.63	16.92	16.18	15.76	17.24	16.26	16.09	16.12	15.70	15.93	
		Stride length (m)	4.46	6.75	6.99	6.82	6.65	7.30	6.77	6.38	6.33	6.48	6.57	
		Stride duration (s)	0.419	0.406	0.413	0.421	0.422	0.423	0.416	0.397	0.393	0.413	0.412	
		Stride efficiency (%)	31.08	71.25	76.31	72.61	69.03	83.26	71.63	63.61	62.68	65.65	67.36	
		Stride count	17.94	29.62	28.62	29.34	30.09	27.40	29.54	31.35	31.58	30.86	286.34	

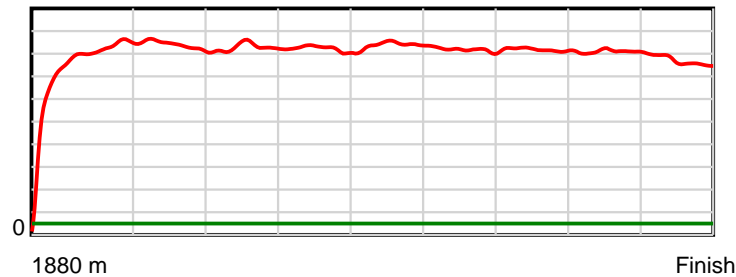
10 m Stride length



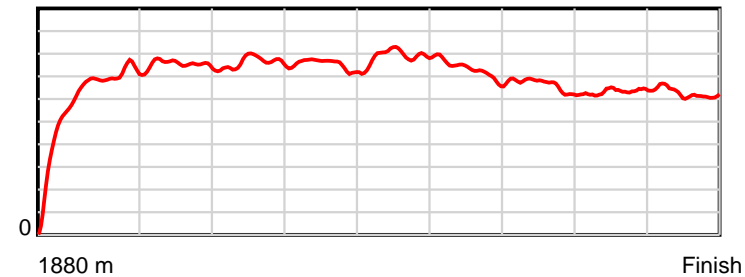
0.6 s Stride duration



20 m/sec Speed



100 % Stride efficiency



Note: Horizontal distance axis grid lines are 200m furlongs.

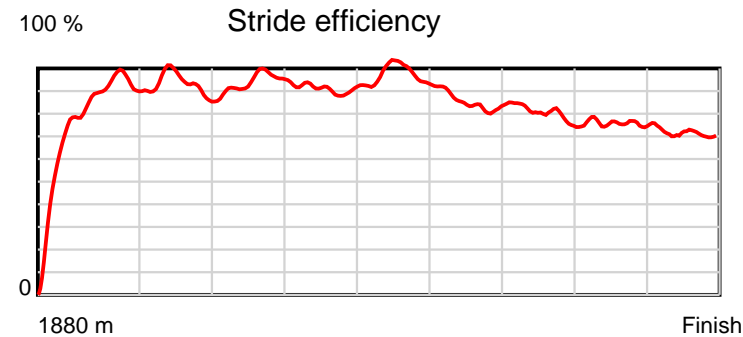
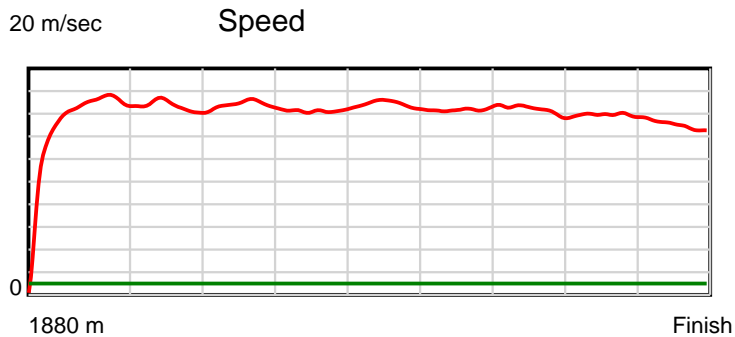
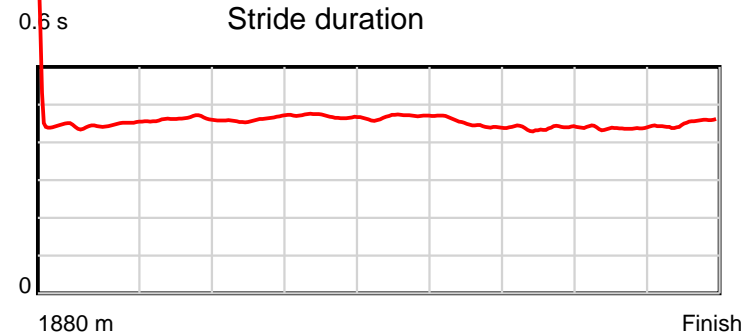
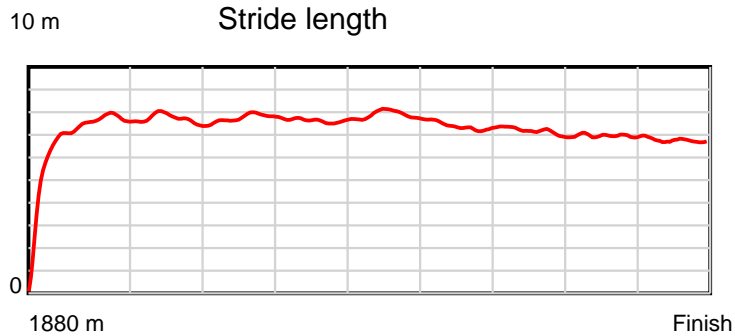
## Disclaimer.

Tasracing Pty Ltd and Thoroughbred Ratings Pty Ltd accepts no responsibility for the completeness or accuracy of any of the information contained herein, and makes no representations about its suitability for any particular purpose. Users should make their own judgements about those matters and/or seek independent advice. You assume all risks associated with use of the data provided on this page.

# Race Results

May 07, 2014, Race 6, BM62, Distance 1880m, Spreyton - Offset 0m

Result	TAB no.	Horse (Barrier)	1880 to	1800m to	1600m to	1400m to	1200m to	1000m to	800m to	600m to	400m to	200m to	Total or	Margin
6th	1	Another Lad AI (2)	1800m	1600m	1400m	1200m	1000m	800m	600m	400m	200m	WP	Average	
		Position in running (margin)	-	3(2.3)	5(2.6)	5(4.8)	5(5.7)	4(2.6)	4(0.8)	1(0.0)	2(0.1)	2(1.1)		3.66
		Sectional time (s)	7.60	11.52	11.89	12.36	12.54	11.77	12.18	12.53	12.59	13.22		
		Cumulative time (s)	118.18	110.58	99.07	87.18	74.82	62.28	50.51	38.33	25.80	13.22	1:58.18	
		Speed (m/s)	10.53	17.36	16.82	16.18	15.95	16.99	16.42	15.96	15.89	15.13	15.91	
		Stride length (m)	5.21	7.74	7.78	7.46	7.49	7.95	7.39	7.00	6.96	6.83	7.25	
		Stride duration (s)	0.496	0.446	0.462	0.461	0.469	0.468	0.450	0.439	0.438	0.452	0.456	
		Stride efficiency (%)	42.34	93.57	94.50	86.93	87.56	98.80	85.27	76.53	75.61	72.98	82.14	
		Stride count	15.37	25.85	25.72	26.81	26.72	25.15	27.08	28.58	28.75	29.27	259.30	



Note: Horizontal distance axis grid lines are 200m furlongs.

#### Disclaimer.

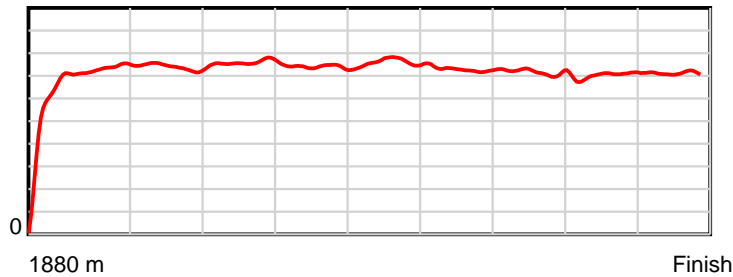
Tasracing Pty Ltd and Thoroughbred Ratings Pty Ltd accepts no responsibility for the completeness or accuracy of any of the information contained herein, and makes no representations about its suitability for any particular purpose. Users should make their own judgements about those matters and/or seek independent advice. You assume all risks associated with use of the data provided on this page.

# Race Results

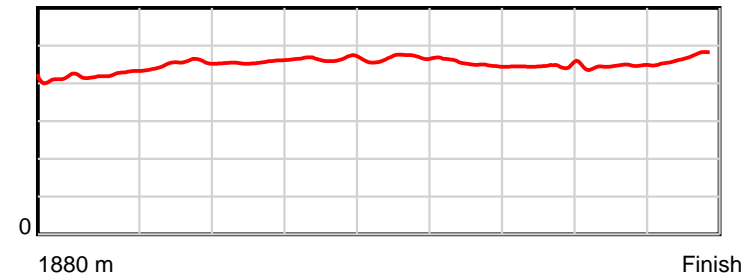
May 07, 2014, Race 6, BM62, Distance 1880m, Spreyton - Offset 0m

Result	TAB no.	Horse (Barrier)	1880 to	1800m to	1600m to	1400m to	1200m to	1000m to	800m to	600m to	400m to	200m to	Total or	Margin
7th	4	Danestone (5)	1800m	1600m	1400m	1200m	1000m	800m	600m	400m	200m	WP	Average	
		Position in running (margin)	-	6(3.1)	3(1.6)	4(4.1)	3(4.1)	6(3.1)	6(3.2)	8(3.7)	8(3.3)	8(4.5)		6.40
		Sectional time (s)	7.90	11.22	11.94	12.20	12.89	12.09	12.40	12.44	12.63	13.01		
		Cumulative time (s)	118.70	110.80	99.59	87.65	75.45	62.56	50.47	38.08	25.64	13.01	1:58.70	
		Speed (m/s)	10.12	17.83	16.75	16.39	15.52	16.54	16.13	16.08	15.84	15.37	15.84	
		Stride length (m)	4.35	7.55	7.56	7.46	7.22	7.71	7.35	7.16	7.07	7.16	7.14	
		Stride duration (s)	0.415	0.423	0.451	0.455	0.465	0.466	0.456	0.445	0.446	0.466	0.451	
		Stride efficiency (%)	29.56	89.00	89.19	86.96	81.45	92.90	84.38	80.00	78.12	80.05	79.72	
		Stride count	18.39	26.50	26.47	26.81	27.70	25.94	27.22	27.95	28.29	27.94	263.21	

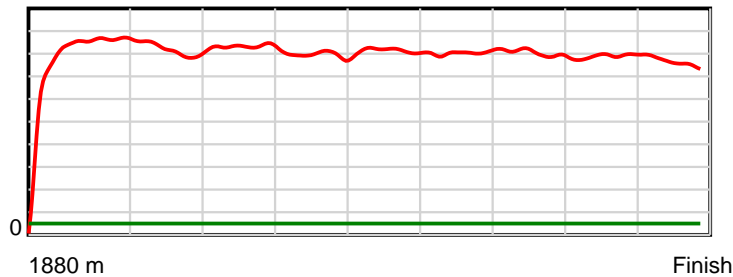
10 m Stride length



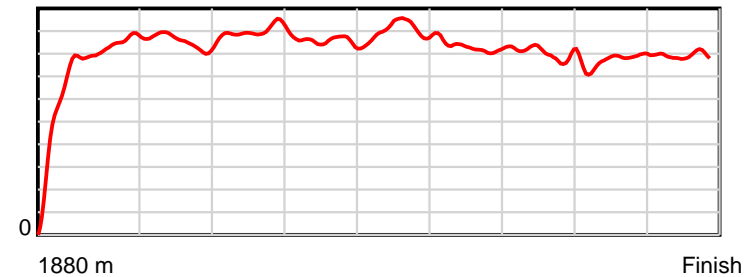
0.6 s Stride duration



20 m/sec Speed



100 % Stride efficiency



Note: Horizontal distance axis grid lines are 200m furlongs.

## Disclaimer.

Tasracing Pty Ltd and Thoroughbred Ratings Pty Ltd accepts no responsibility for the completeness or accuracy of any of the information contained herein, and makes no representations about its suitability for any particular purpose. Users should make their own judgements about those matters and/or seek independent advice. You assume all risks associated with use of the data provided on this page.

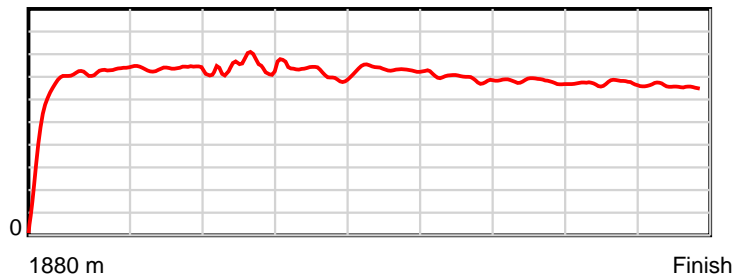


# Race Results

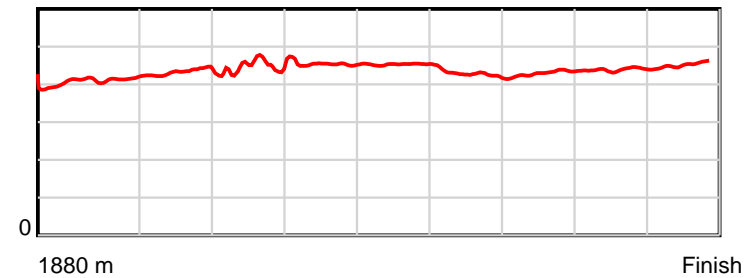
May 07, 2014, Race 6, BM62, Distance 1880m, Spreyton - Offset 0m

Result	TAB no.	Horse (Barrier)	1880 to	1800m to	1600m to	1400m to	1200m to	1000m to	800m to	600m to	400m to	200m to	Total or	Margin
8th	8	Ciao Marco (7)	1800m	1600m	1400m	1200m	1000m	800m	600m	400m	200m	WP	Average	
		Position in running (margin)	-	4(3.0)	2(0.2)	1(0.0)	1(0.0)	1(0.0)	2(0.0)	2(0.0)	3(1.1)	7(4.4)		10.10
		Sectional time (s)	7.97	10.99	11.49	12.20	13.06	12.08	12.30	12.69	12.98	13.65		
		Cumulative time (s)	119.41	111.44	100.44	88.95	76.75	63.69	51.61	39.31	26.62	13.65	1:59.41	
		Speed (m/s)	10.03	18.20	17.41	16.39	15.31	16.56	16.26	15.76	15.41	14.65	15.74	
		Stride length (m)	4.18	7.50	7.50	6.82	6.98	7.50	7.03	6.73	6.76	6.62	6.83	
		Stride duration (s)	0.403	0.412	0.431	0.416	0.456	0.453	0.432	0.427	0.439	0.452	0.434	
		Stride efficiency (%)	27.26	87.86	87.97	72.77	76.12	87.89	77.17	70.77	71.48	68.46	72.99	
		Stride count	19.15	26.67	26.66	29.31	28.65	26.67	28.46	29.72	29.57	30.22	275.08	

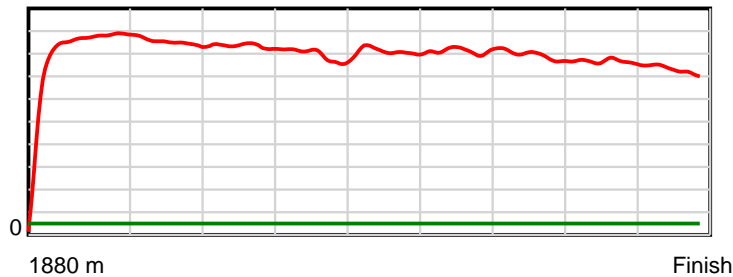
10 m Stride length



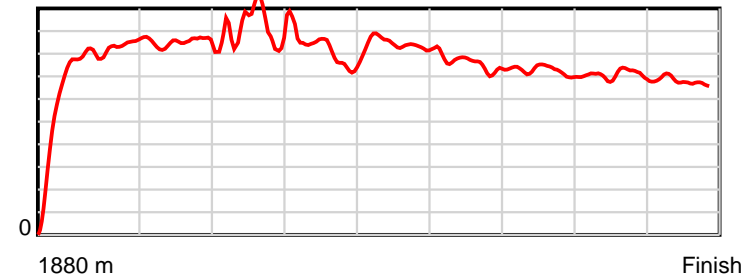
0.6 s Stride duration



20 m/sec Speed



100 % Stride efficiency



Note: Horizontal distance axis grid lines are 200m furlongs.

## Disclaimer.

Tasracing Pty Ltd and Thoroughbred Ratings Pty Ltd accepts no responsibility for the completeness or accuracy of any of the information contained herein, and makes no representations about its suitability for any particular purpose. Users should make their own judgements about those matters and/or seek independent advice. You assume all risks associated with use of the data provided on this page.