



## Race Results

Tasmanian Racing Club, Hobart, May 11, 2014

Compilation date: May 12, 2014, 2:38:33 PM (EST)

Copyright © 2014 Tasracing Pty Ltd. All rights reserved.

### Trademarks.

StrideMASTER is a registered trademark of Thoroughbred Ratings Pty Ltd.

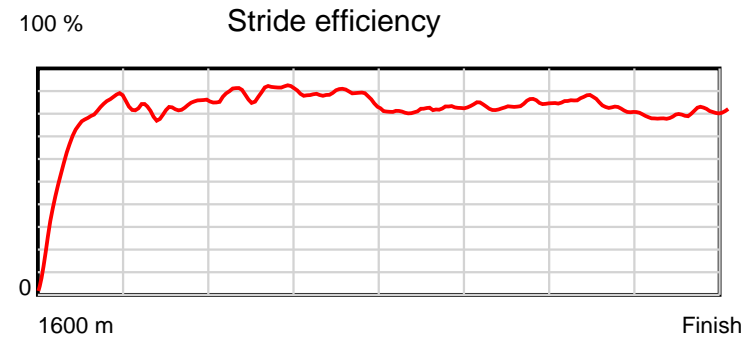
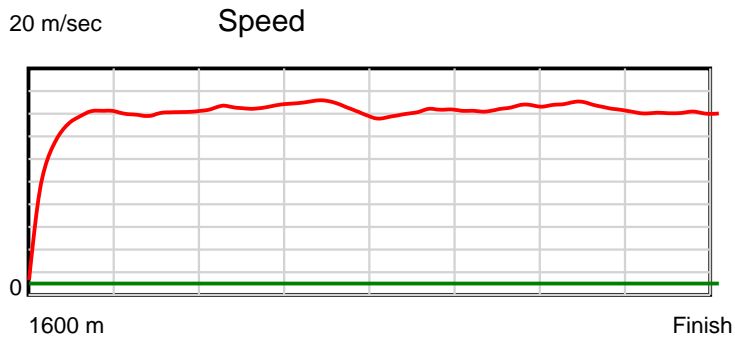
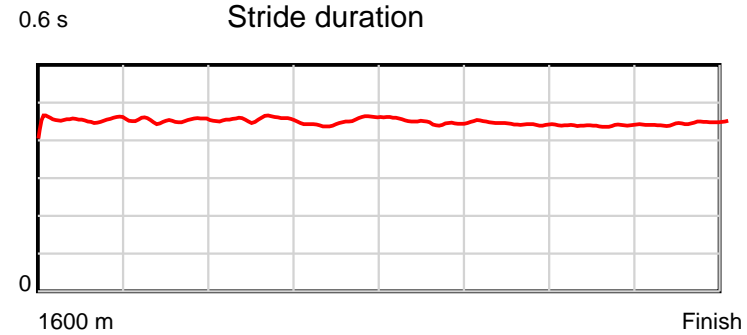
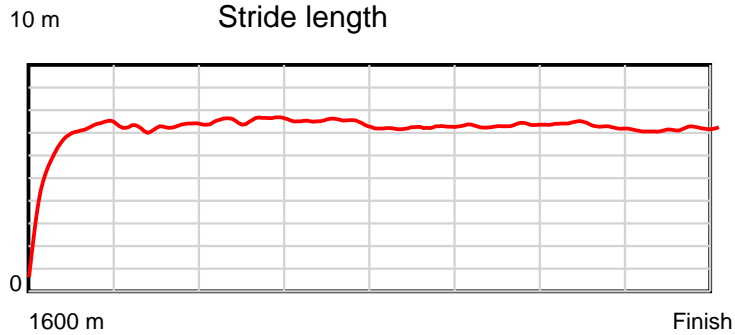
### Disclaimer.

Tasracing Pty Ltd and Thoroughbred Ratings Pty Ltd accepts no responsibility for the completeness or accuracy of any of the information contained herein, and makes no representations about its suitability for any particular purpose. Users should make their own judgements about those matters and/or seek independent advice. You assume all risks associated with use of the data provided on this page.

# Race Results

May 11, 2014, Race 1, MDN/CL1-SW, Distance 1600m, Elwick Course Proper - Offset 0m

Result	TAB no.	Horse (Barrier)	1600 to	1400m to	1200m to	1000m to	800m to	600m to	400m to	200m to	Total or	Margin
1st	5	<b>Master Alfred (1)</b>	<b>1400m</b>	<b>1200m</b>	<b>1000m</b>	<b>800m</b>	<b>600m</b>	<b>400m</b>	<b>200m</b>	<b>WP</b>	<b>Average</b>	
		Position in running (margin)	-	8(5.7)	10(10.6)	10(12.3)	10(12.0)	10(9.4)	6(4.8)	3(0.3)		0.00
		Sectional time (s)	15.84	12.64	12.08	12.16	12.39	12.36	12.44	12.59		
		Cumulative time (s)	102.49	86.65	74.01	61.93	49.78	37.39	25.03	12.59	1:42.48	
		Speed (m/s)	12.63	15.82	16.56	16.45	16.14	16.18	16.08	15.89	15.61	
		Stride length (m)	5.66	7.15	7.54	7.41	7.22	7.18	7.06	7.09	6.99	
		Stride duration (s)	0.448	0.452	0.455	0.451	0.447	0.444	0.440	0.446	0.448	
		Stride efficiency (%)	50.12	79.96	88.82	85.87	81.48	80.55	77.99	78.45	76.36	
		Stride count	35.32	27.96	26.53	26.98	27.70	27.86	28.31	28.23	228.89	



Note: Horizontal distance axis grid lines are 200m furlongs.

**Disclaimer.**

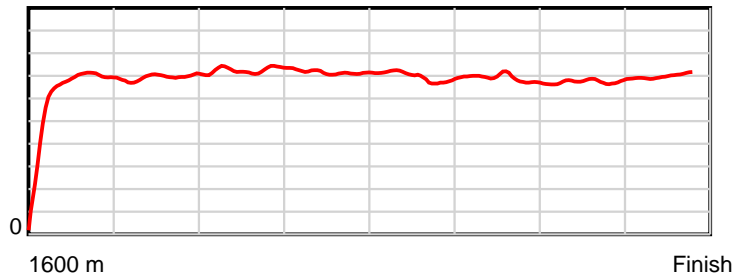
Tasracing Pty Ltd and Thoroughbred Ratings Pty Ltd accepts no responsibility for the completeness or accuracy of any of the information contained herein, and makes no representations about its suitability for any particular purpose. Users should make their own judgements about those matters and/or seek independent advice. You assume all risks associated with use of the data provided on this page.

# Race Results

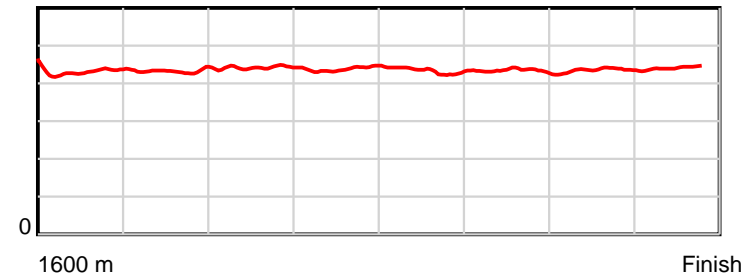
May 11, 2014, Race 1, MDN/CL1-SW, Distance 1600m, Elwick Course Proper - Offset 0m

Result	TAB no.	Horse (Barrier)	1600 to	1400m to	1200m to	1000m to	800m to	600m to	400m to	200m to	Total or	Margin
2nd	7	<b>Shake Her Up (8)</b>	<b>1400m</b>	<b>1200m</b>	<b>1000m</b>	<b>800m</b>	<b>600m</b>	<b>400m</b>	<b>200m</b>	<b>WP</b>	<b>Average</b>	
		Position in running (margin)	-	10(7.8)	9(10.5)	9(12.2)	9(11.8)	9(8.4)	8(5.9)	7(3.8)		0.30
		Sectional time (s)	15.78	12.28	12.08	12.12	12.26	12.71	12.85	12.47		
		Cumulative time (s)	102.55	86.77	74.49	62.41	50.29	38.03	25.32	12.47	1:42.55	
		Speed (m/s)	12.68	16.29	16.56	16.50	16.31	15.74	15.56	16.04	15.60	
		Stride length (m)	5.64	7.03	7.31	7.21	7.11	6.83	6.75	7.06	6.83	
		Stride duration (s)	0.441	0.432	0.442	0.437	0.436	0.434	0.433	0.440	0.437	
		Stride efficiency (%)	49.65	77.22	83.59	81.24	78.93	72.88	71.15	77.86	72.80	
		Stride count	35.48	28.45	27.34	27.74	28.14	29.29	29.64	28.33	234.41	

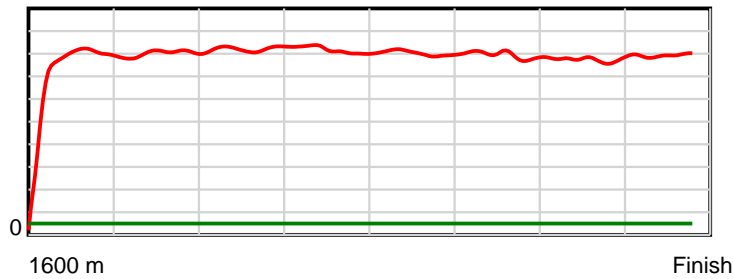
10 m Stride length



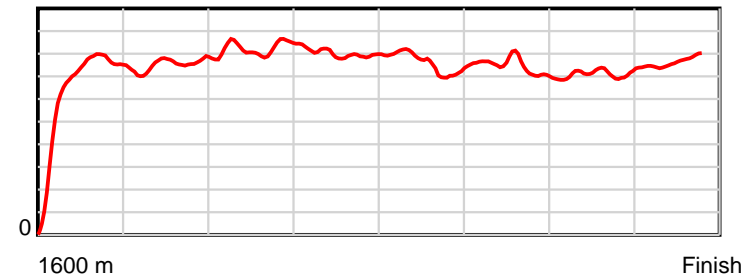
0.6 s Stride duration



20 m/sec Speed



100 % Stride efficiency



Note: Horizontal distance axis grid lines are 200m furlongs.

**Disclaimer.**

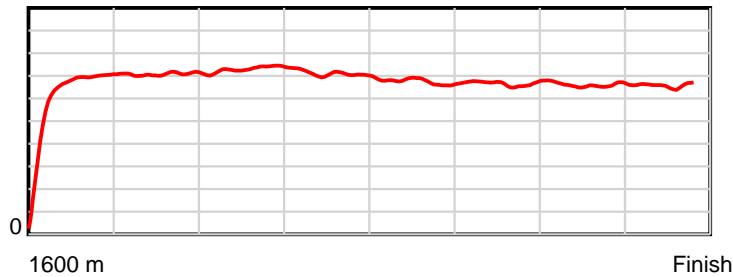
Tasracing Pty Ltd and Thoroughbred Ratings Pty Ltd accepts no responsibility for the completeness or accuracy of any of the information contained herein, and makes no representations about its suitability for any particular purpose. Users should make their own judgements about those matters and/or seek independent advice. You assume all risks associated with use of the data provided on this page.

# Race Results

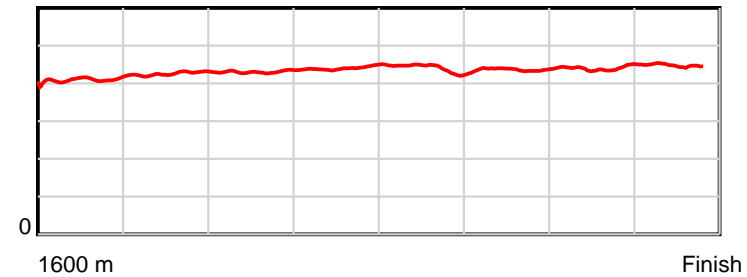
May 11, 2014, Race 1, MDN/CL1-SW, Distance 1600m, Elwick Course Proper - Offset 0m

Result	TAB no.	Horse (Barrier)	1600 to	1400m to	1200m to	1000m to	800m to	600m to	400m to	200m to	Total or	Margin
3rd	8	Trelew (4)	1400m	1200m	1000m	800m	600m	400m	200m	WP	Average	
		Position in running (margin)	-	1(0.0)	1(0.0)	1(0.0)	1(0.0)	1(0.0)	1(0.0)	1(0.0)		2.30
		Sectional time (s)	14.48	11.82	11.80	12.19	12.83	13.12	13.20	13.48		
		Cumulative time (s)	102.93	88.45	76.63	64.83	52.63	39.81	26.69	13.48	1:42.93	
		Speed (m/s)	13.81	16.92	16.95	16.41	15.59	15.24	15.15	14.84	15.54	
		Stride length (m)	5.50	7.19	7.29	7.19	6.93	6.61	6.64	6.63	6.70	
		Stride duration (s)	0.405	0.425	0.430	0.439	0.445	0.434	0.439	0.447	0.431	
		Stride efficiency (%)	47.33	80.69	82.96	80.86	75.07	68.32	68.96	68.60	70.14	
		Stride count	36.34	27.83	27.45	27.80	28.86	30.25	30.11	30.18	238.82	

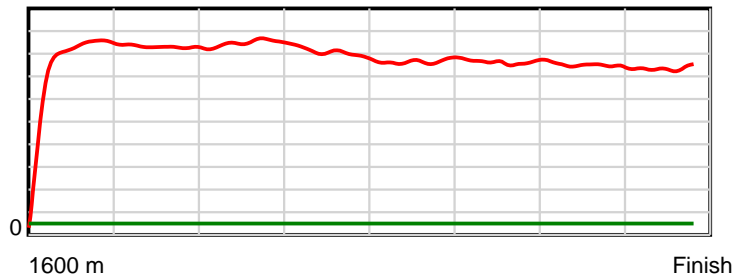
10 m Stride length



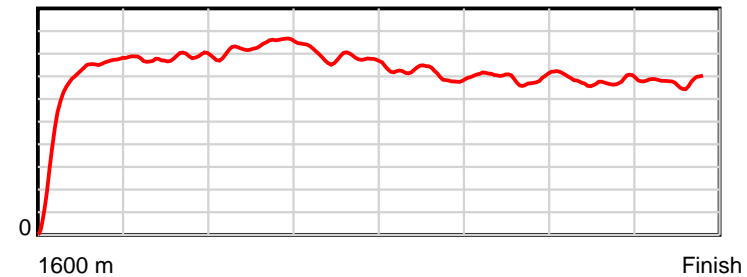
0.6 s Stride duration



20 m/sec Speed



100 % Stride efficiency



Note: Horizontal distance axis grid lines are 200m furlongs.

**Disclaimer.**

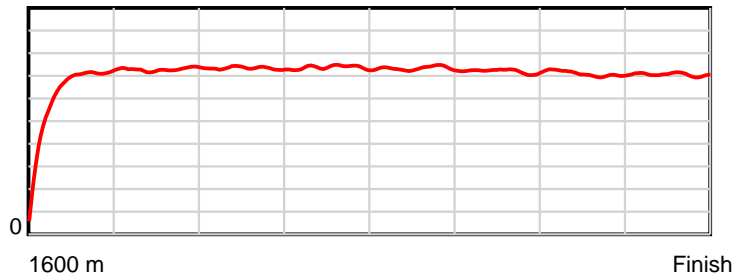
Tasracing Pty Ltd and Thoroughbred Ratings Pty Ltd accepts no responsibility for the completeness or accuracy of any of the information contained herein, and makes no representations about its suitability for any particular purpose. Users should make their own judgements about those matters and/or seek independent advice. You assume all risks associated with use of the data provided on this page.

# Race Results

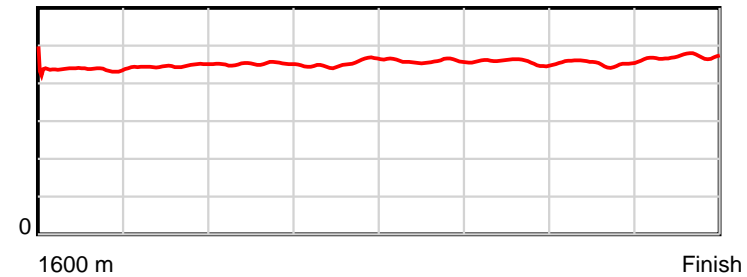
May 11, 2014, Race 1, MDN/CL1-SW, Distance 1600m, Elwick Course Proper - Offset 0m

Result	TAB no.	Horse (Barrier)	1600 to	1400m to	1200m to	1000m to	800m to	600m to	400m to	200m to	Total or	Margin
4th	9	<b>Victory Medal (9)</b>	<b>1400m</b>	<b>1200m</b>	<b>1000m</b>	<b>800m</b>	<b>600m</b>	<b>400m</b>	<b>200m</b>	<b>WP</b>	<b>Average</b>	
		Position in running (margin)	-	5(3.3)	6(6.6)	7(9.5)	7(9.6)	6(6.6)	4(2.3)	4(0.3)		3.80
		Sectional time (s)	15.37	12.37	12.29	12.22	12.33	12.39	12.88	13.39		
		Cumulative time (s)	103.23	87.86	75.49	63.21	50.99	38.66	26.27	13.39	1:43.23	
		Speed (m/s)	13.02	16.17	16.27	16.37	16.22	16.14	15.53	14.94	15.50	
		Stride length (m)	5.76	7.21	7.35	7.42	7.43	7.38	7.05	7.03	7.03	
		Stride duration (s)	0.432	0.446	0.452	0.453	0.458	0.457	0.454	0.470	0.454	
		Stride efficiency (%)	51.90	81.22	84.47	86.11	86.29	85.00	77.71	77.12	77.33	
		Stride count	34.70	27.74	27.20	26.94	26.91	27.12	28.36	28.47	227.44	

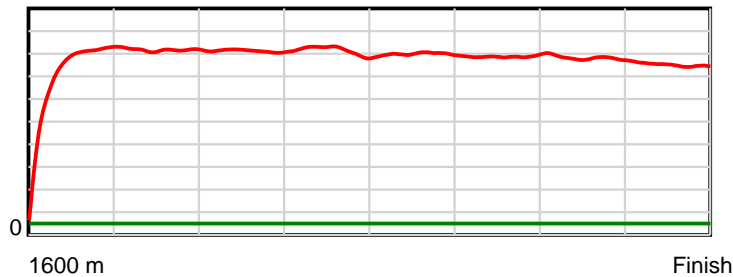
10 m Stride length



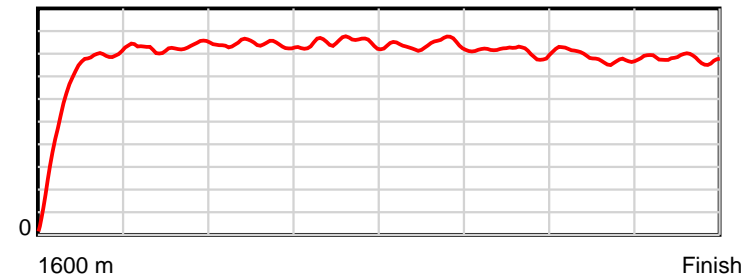
0.6 s Stride duration



20 m/sec Speed



100 % Stride efficiency



Note: Horizontal distance axis grid lines are 200m furlongs.

**Disclaimer.**

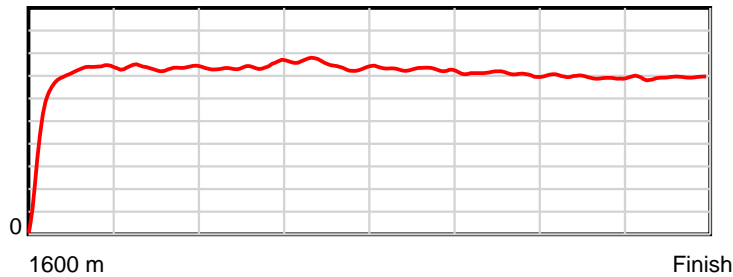
Tasracing Pty Ltd and Thoroughbred Ratings Pty Ltd accepts no responsibility for the completeness or accuracy of any of the information contained herein, and makes no representations about its suitability for any particular purpose. Users should make their own judgements about those matters and/or seek independent advice. You assume all risks associated with use of the data provided on this page.

# Race Results

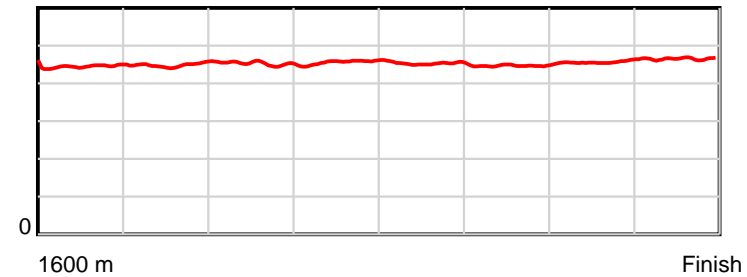
May 11, 2014, Race 1, MDN/CL1-SW, Distance 1600m, Elwick Course Proper - Offset 0m

Result	TAB no.	Horse (Barrier)	1600 to	1400m to	1200m to	1000m to	800m to	600m to	400m to	200m to	Total or	Margin
5th	4	Don'tgivemelip (6)	1400m	1200m	1000m	800m	600m	400m	200m	WP	Average	
		Position in running (margin)	-	3(2.5)	3(4.5)	3(6.3)	3(6.2)	2(3.6)	3(1.7)	5(1.3)		4.10
		Sectional time (s)	15.07	12.17	12.10	12.17	12.40	12.80	13.14	13.43		
		Cumulative time (s)	103.28	88.21	76.04	63.94	51.77	39.37	26.57	13.43	1:43.28	
		Speed (m/s)	13.27	16.43	16.53	16.43	16.13	15.62	15.22	14.89	15.49	
		Stride length (m)	6.06	7.36	7.49	7.48	7.32	6.97	6.94	6.92	7.04	
		Stride duration (s)	0.448	0.448	0.453	0.455	0.454	0.446	0.456	0.465	0.454	
		Stride efficiency (%)	57.31	84.69	87.76	87.48	83.65	75.96	75.35	74.80	77.40	
		Stride count	33.02	27.17	26.69	26.73	27.34	28.69	28.80	28.91	227.35	

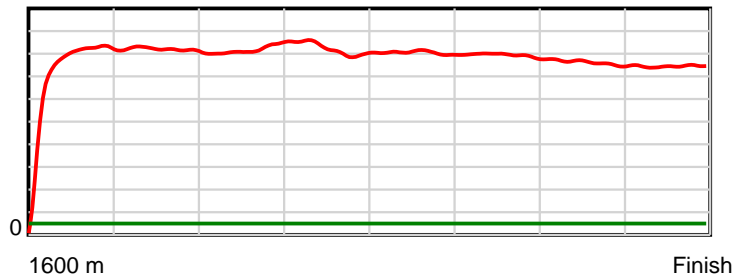
10 m Stride length



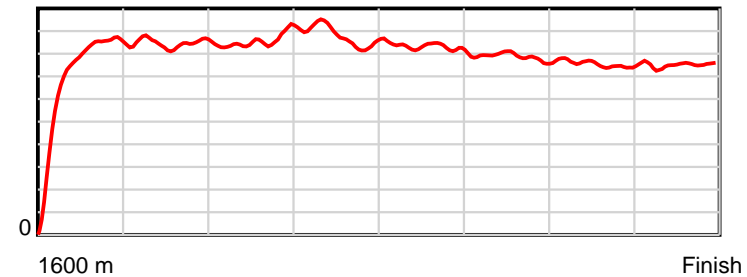
0.6 s Stride duration



20 m/sec Speed



100 % Stride efficiency



Note: Horizontal distance axis grid lines are 200m furlongs.

## Disclaimer.

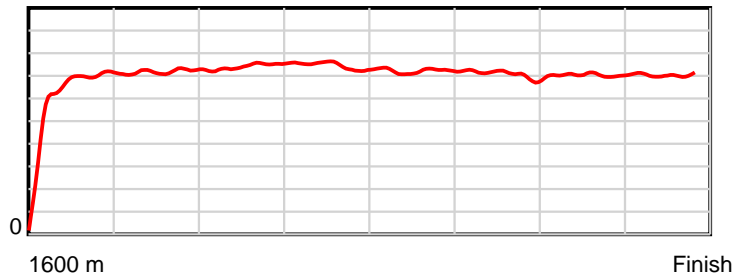
Tasracing Pty Ltd and Thoroughbred Ratings Pty Ltd accepts no responsibility for the completeness or accuracy of any of the information contained herein, and makes no representations about its suitability for any particular purpose. Users should make their own judgements about those matters and/or seek independent advice. You assume all risks associated with use of the data provided on this page.

# Race Results

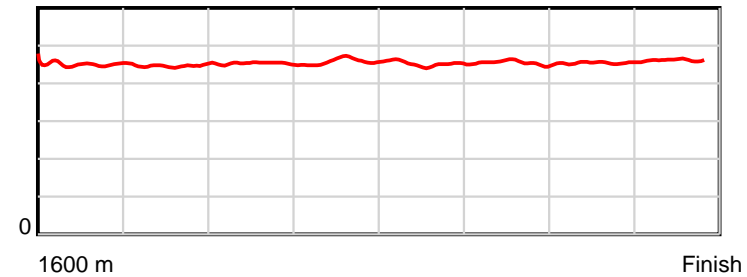
May 11, 2014, Race 1, MDN/CL1-SW, Distance 1600m, Elwick Course Proper - Offset 0m

Result	TAB no.	Horse (Barrier)	1600 to	1400m to	1200m to	1000m to	800m to	600m to	400m to	200m to	Total or	Margin
6th	2	<b>Decent Deal (2)</b>	<b>1400m</b>	<b>1200m</b>	<b>1000m</b>	<b>800m</b>	<b>600m</b>	<b>400m</b>	<b>200m</b>	<b>WP</b>	<b>Average</b>	
		Position in running (margin)	-	9(6.0)	8(8.5)	8(10.5)	8(10.6)	7(7.8)	9(6.2)	6(3.7)		4.50
		Sectional time (s)	15.73	12.24	12.14	12.20	12.36	12.86	12.79	13.04		
		Cumulative time (s)	103.36	87.63	75.39	63.24	51.04	38.68	25.83	13.04	1:43.36	
		Speed (m/s)	12.71	16.34	16.47	16.39	16.18	15.55	15.64	15.34	15.48	
		Stride length (m)	5.79	7.29	7.47	7.48	7.33	7.08	7.08	7.07	7.03	
		Stride duration (s)	0.445	0.446	0.453	0.456	0.453	0.455	0.453	0.461	0.454	
		Stride efficiency (%)	52.33	83.07	87.18	87.44	83.89	78.34	78.35	78.21	77.25	
		Stride count	34.56	27.43	26.78	26.74	27.30	28.25	28.24	28.27	227.57	

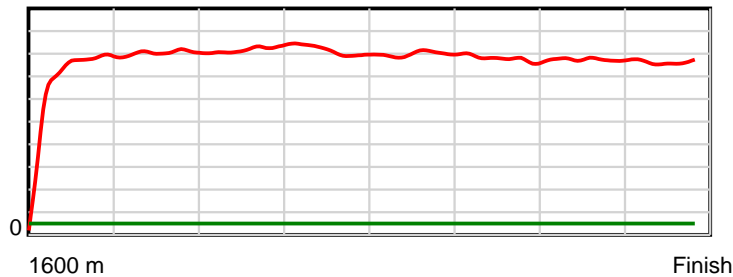
10 m Stride length



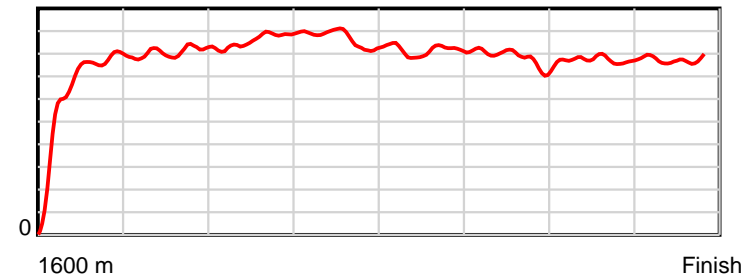
0.6 s Stride duration



20 m/sec Speed



100 % Stride efficiency



Note: Horizontal distance axis grid lines are 200m furlongs.

## Disclaimer.

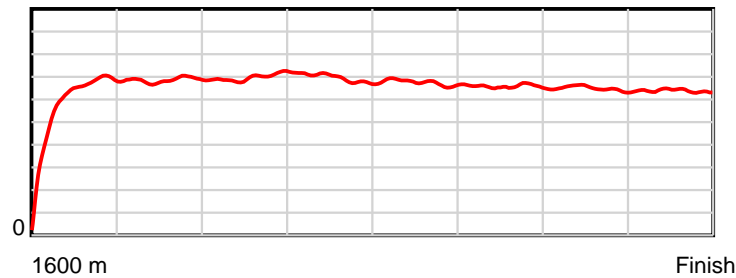
Tasracing Pty Ltd and Thoroughbred Ratings Pty Ltd accepts no responsibility for the completeness or accuracy of any of the information contained herein, and makes no representations about its suitability for any particular purpose. Users should make their own judgements about those matters and/or seek independent advice. You assume all risks associated with use of the data provided on this page.

# Race Results

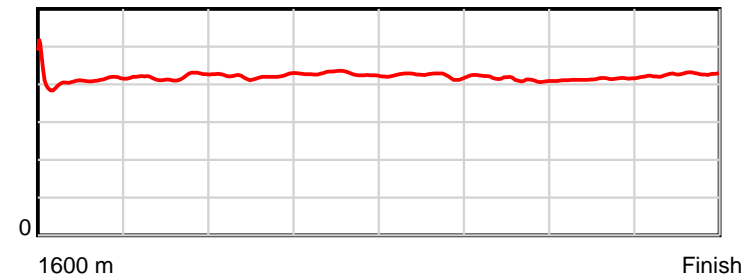
May 11, 2014, Race 1, MDN/CL1-SW, Distance 1600m, Elwick Course Proper - Offset 0m

Result	TAB no.	Horse (Barrier)	1600 to	1400m to	1200m to	1000m to	800m to	600m to	400m to	200m to	Total or	Margin
7th	6	Porto (5)	1400m	1200m	1000m	800m	600m	400m	200m	WP	Average	
		Position in running (margin)	-	2(2.2)	5(5.1)	4(7.1)	4(8.0)	4(5.4)	2(1.2)	2(0.0)		4.70
		Sectional time (s)	15.27	12.30	12.14	12.34	12.39	12.42	13.00	13.54		
		Cumulative time (s)	103.40	88.13	75.84	63.70	51.36	38.96	26.54	13.54	1:43.40	
		Speed (m/s)	13.10	16.26	16.47	16.21	16.14	16.10	15.38	14.77	15.47	
		Stride length (m)	5.48	6.83	6.96	6.92	6.84	6.67	6.37	6.31	6.51	
		Stride duration (s)	0.417	0.420	0.422	0.427	0.424	0.414	0.414	0.427	0.421	
		Stride efficiency (%)	46.94	72.95	75.63	74.82	73.14	69.44	63.37	62.19	66.24	
		Stride count	36.49	29.27	28.75	28.90	29.23	30.00	31.41	31.70	245.75	

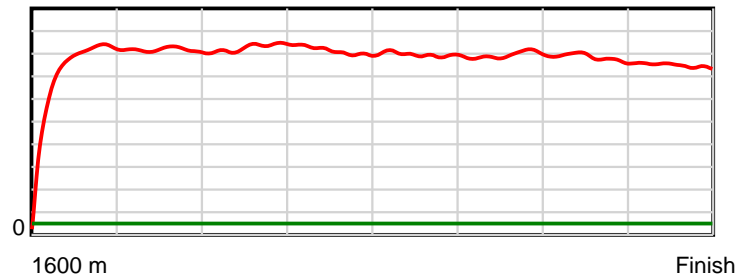
10 m Stride length



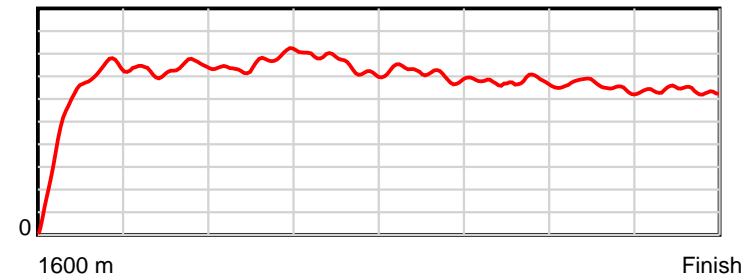
0.6 s Stride duration



20 m/sec Speed



100 % Stride efficiency



Note: Horizontal distance axis grid lines are 200m furlongs.

## Disclaimer.

Tasracing Pty Ltd and Thoroughbred Ratings Pty Ltd accepts no responsibility for the completeness or accuracy of any of the information contained herein, and makes no representations about its suitability for any particular purpose. Users should make their own judgements about those matters and/or seek independent advice. You assume all risks associated with use of the data provided on this page.

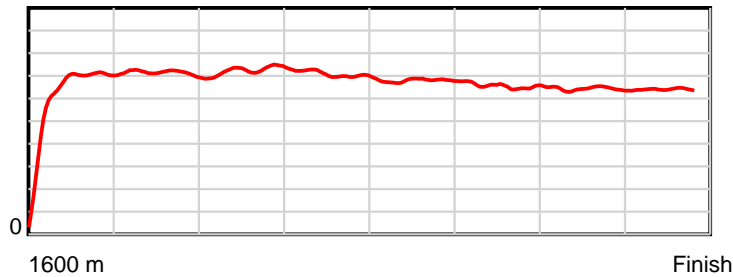


# Race Results

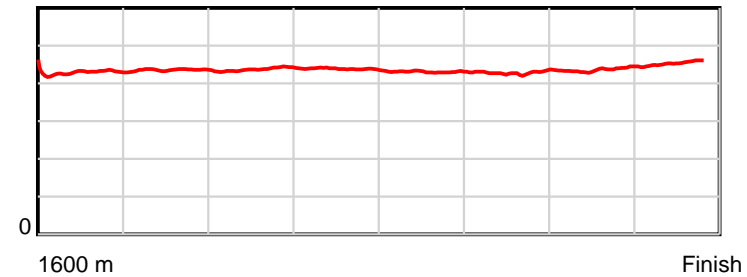
May 11, 2014, Race 1, MDN/CL1-SW, Distance 1600m, Elwick Course Proper - Offset 0m

Result	TAB no.	Horse (Barrier)	1600 to	1400m to	1200m to	1000m to	800m to	600m to	400m to	200m to	Total or	Margin
8th	1	Dartel (3)	1400m	1200m	1000m	800m	600m	400m	200m	WP	Average	
		Position in running (margin)	-	4(3.0)	2(2.7)	2(4.5)	2(5.8)	3(3.9)	5(3.5)	8(4.0)		12.70
		Sectional time (s)	15.64	11.78	12.09	12.41	12.51	13.06	13.29	14.20		
		Cumulative time (s)	104.99	89.35	77.56	65.47	53.06	40.55	27.49	14.20	1:44.98	
		Speed (m/s)	12.79	16.98	16.54	16.12	15.99	15.31	15.05	14.08	15.24	
		Stride length (m)	5.78	7.37	7.21	7.08	6.89	6.54	6.54	6.38	6.69	
		Stride duration (s)	0.437	0.435	0.436	0.439	0.431	0.427	0.435	0.453	0.439	
		Stride efficiency (%)	52.19	84.99	81.34	78.23	74.13	66.87	66.89	63.54	69.88	
		Stride count	34.61	27.12	27.72	28.27	29.04	30.57	30.57	31.37	239.27	

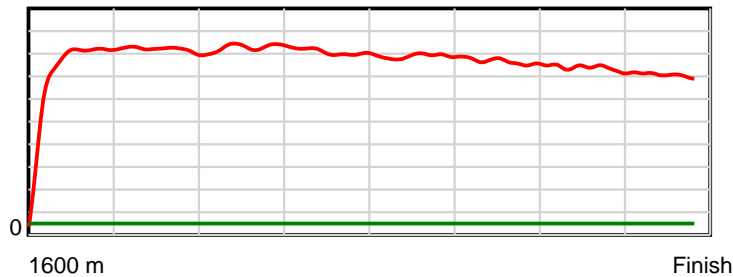
10 m Stride length



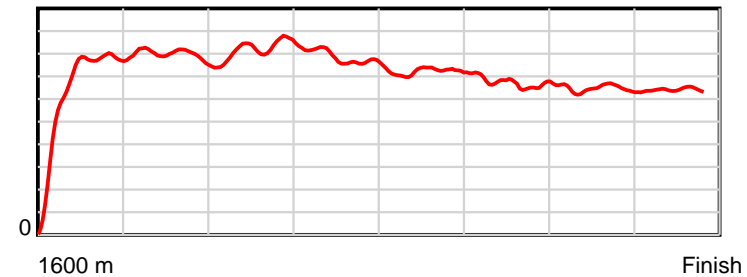
0.6 s Stride duration



20 m/sec Speed



100 % Stride efficiency



Note: Horizontal distance axis grid lines are 200m furlongs.

## Disclaimer.

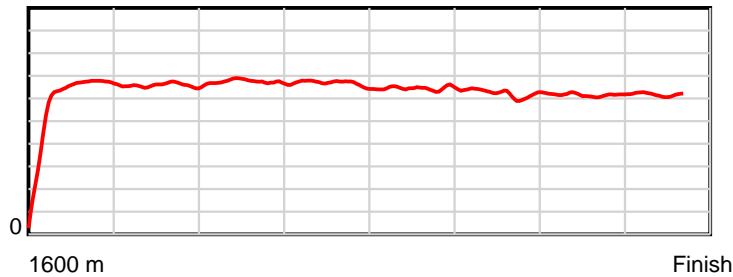
Tasracing Pty Ltd and Thoroughbred Ratings Pty Ltd accepts no responsibility for the completeness or accuracy of any of the information contained herein, and makes no representations about its suitability for any particular purpose. Users should make their own judgements about those matters and/or seek independent advice. You assume all risks associated with use of the data provided on this page.

# Race Results

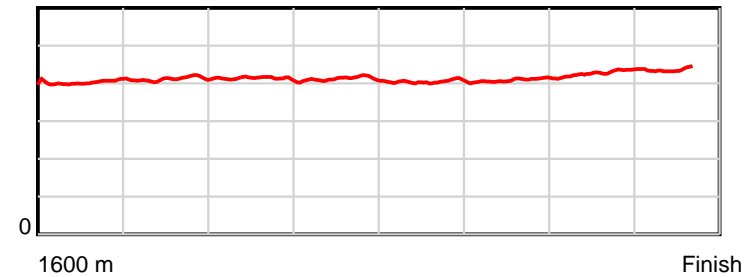
May 11, 2014, Race 1, MDN/CL1-SW, Distance 1600m, Elwick Course Proper - Offset 0m

Result	TAB no.	Horse (Barrier)	1600 to	1400m to	1200m to	1000m to	800m to	600m to	400m to	200m to	Total or	Margin
9th	3	Alive (7)	1400m	1200m	1000m	800m	600m	400m	200m	WP	Average	
		Position in running (margin)	-	7(4.7)	7(6.6)	6(8.7)	5(8.3)	5(6.6)	7(5.3)	9(8.0)		15.20
		Sectional time (s)	15.91	12.15	12.14	12.13	12.54	12.91	13.65	14.07		
		Cumulative time (s)	105.50	89.59	77.44	65.31	53.18	40.63	27.72	14.07	1:45.50	
		Speed (m/s)	12.57	16.46	16.47	16.49	15.95	15.49	14.65	14.21	15.17	
		Stride length (m)	5.34	6.75	6.83	6.77	6.46	6.31	6.16	6.21	6.32	
		Stride duration (s)	0.406	0.410	0.414	0.411	0.405	0.407	0.420	0.437	0.417	
		Stride efficiency (%)	44.49	71.24	72.83	71.65	65.23	62.23	59.31	60.34	62.38	
		Stride count	37.48	29.62	29.30	29.54	30.96	31.69	32.46	32.18	253.23	

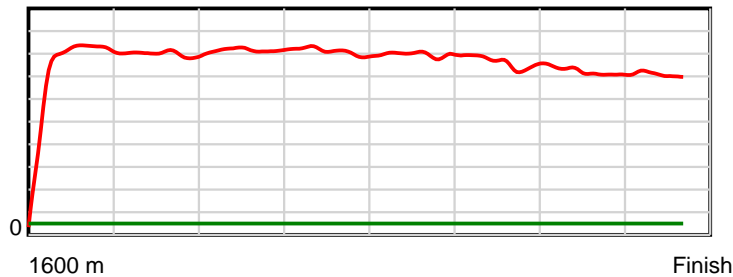
10 m Stride length



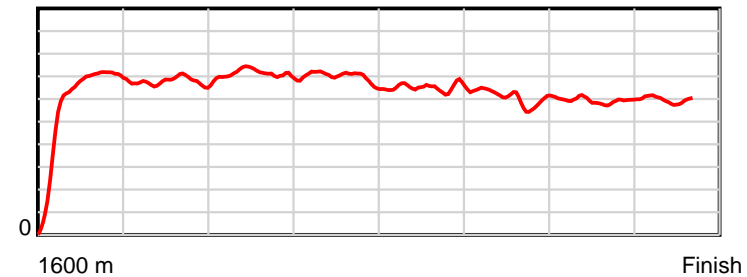
0.6 s Stride duration



20 m/sec Speed



100 % Stride efficiency



Note: Horizontal distance axis grid lines are 200m furlongs.

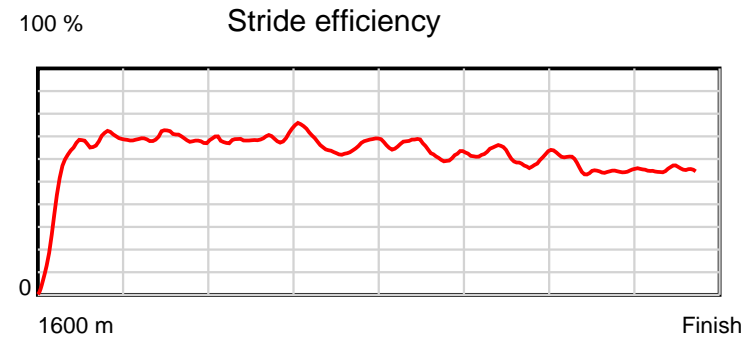
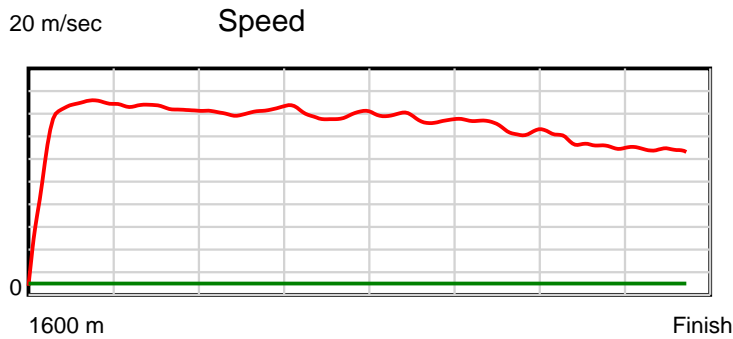
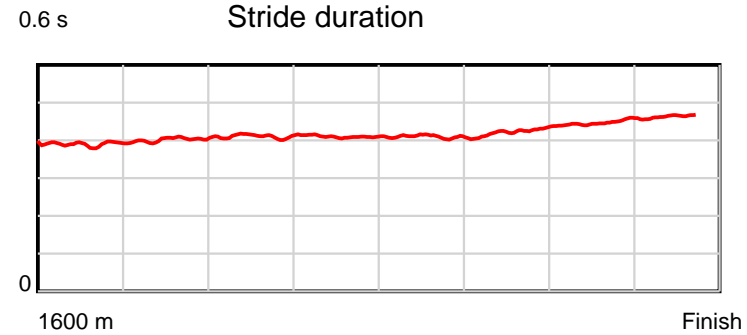
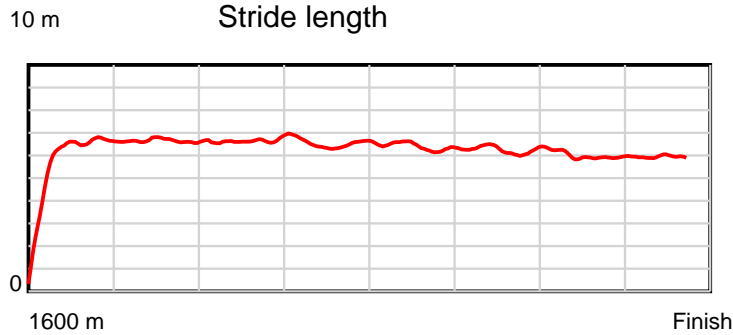
## Disclaimer.

Tasracing Pty Ltd and Thoroughbred Ratings Pty Ltd accepts no responsibility for the completeness or accuracy of any of the information contained herein, and makes no representations about its suitability for any particular purpose. Users should make their own judgements about those matters and/or seek independent advice. You assume all risks associated with use of the data provided on this page.

# Race Results

May 11, 2014, Race 1, MDN/CL1-SW, Distance 1600m, Elwick Course Proper - Offset 0m

Result	TAB no.	Horse (Barrier)	1600 to	1400m to	1200m to	1000m to	800m to	600m to	400m to	200m to	Total or	Margin
10th	10	<b>Storm Mist (10)</b>	<b>1400m</b>	<b>1200m</b>	<b>1000m</b>	<b>800m</b>	<b>600m</b>	<b>400m</b>	<b>200m</b>	<b>WP</b>	<b>Average</b>	
		Position in running (margin)	-	6(4.0)	4(4.9)	5(8.0)	6(9.2)	8(8.3)	10(11.9)	10(17.9)		37.50
		Sectional time (s)	17.48	11.97	12.32	12.39	12.69	13.71	14.20	15.47		
		Cumulative time (s)	110.24	92.76	80.79	68.46	56.07	43.38	29.67	15.47	1:50.23	
		Speed (m/s)	11.44	16.71	16.23	16.14	15.76	14.59	14.08	12.93	14.51	
		Stride length (m)	5.20	6.66	6.64	6.61	6.46	6.06	6.21	5.97	6.19	
		Stride duration (s)	0.394	0.399	0.409	0.410	0.410	0.415	0.441	0.462	0.426	
		Stride efficiency (%)	42.19	69.41	68.97	68.31	65.20	57.43	60.31	55.61	59.86	
		Stride count	38.49	30.01	30.10	30.25	30.96	32.99	32.19	33.53	258.52	



Note: Horizontal distance axis grid lines are 200m furlongs.

**Disclaimer.**

Tasracing Pty Ltd and Thoroughbred Ratings Pty Ltd accepts no responsibility for the completeness or accuracy of any of the information contained herein, and makes no representations about its suitability for any particular purpose. Users should make their own judgements about those matters and/or seek independent advice. You assume all risks associated with use of the data provided on this page.