



## Race Results

Devonport Racing Club, Devonport Synthetic, May 18, 2014

Compilation date: May 19, 2014, 9:38:08 AM (EST)

Copyright © 2014 Tasracing Pty Ltd. All rights reserved.

### Trademarks.

StrideMASTER is a registered trademark of Thoroughbred Ratings Pty Ltd.

### Disclaimer.

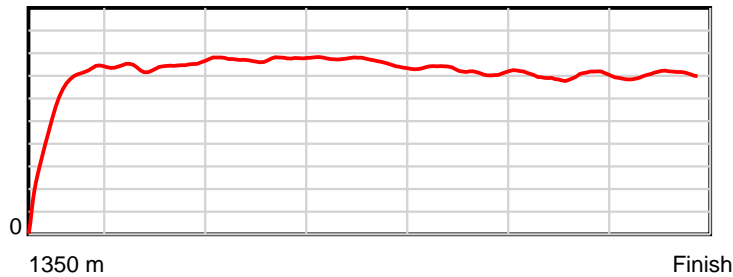
Tasracing Pty Ltd and Thoroughbred Ratings Pty Ltd accepts no responsibility for the completeness or accuracy of any of the information contained herein, and makes no representations about its suitability for any particular purpose. Users should make their own judgements about those matters and/or seek independent advice. You assume all risks associated with use of the data provided on this page.

# Race Results

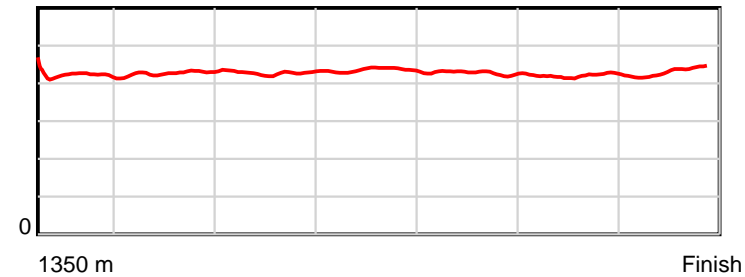
May 18, 2014, Race 2, 2UP MDN-SW, Distance 1350m, Spreyton - Offset 0m

Result	TAB no.	Horse (Barrier)	1350 to	1200m to	1000m to	800m to	600m to	400m to	200m to	Total or	Margin
1st	6	<b>Ourmatealvin (6)</b>	<b>1200m</b>	<b>1000m</b>	<b>800m</b>	<b>600m</b>	<b>400m</b>	<b>200m</b>	<b>WP</b>	<b>Average</b>	
		Position in running (margin)	-	8(3.6)	8(9.0)	7(9.3)	7(8.9)	7(7.7)	5(4.9)		0.00
		Sectional time (s)	11.36	11.40	10.83	11.52	12.31	11.99	12.11		
		Cumulative time (s)	81.52	70.16	58.76	47.93	36.41	24.10	12.11	1:21.51	
		Speed (m/s)	13.20	17.54	18.47	17.36	16.25	16.68	16.52	16.56	
		Stride length (m)	5.62	7.44	7.88	7.56	6.95	7.01	7.13	7.08	
		Stride duration (s)	0.426	0.424	0.427	0.435	0.428	0.420	0.432	0.427	
		Stride efficiency (%)	49.40	86.55	97.12	89.28	75.52	76.85	79.43	78.30	
		Stride count	26.68	26.87	25.37	26.46	28.77	28.52	28.05	190.72	

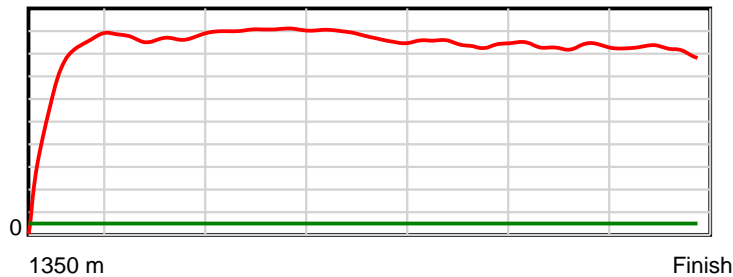
10 m Stride length



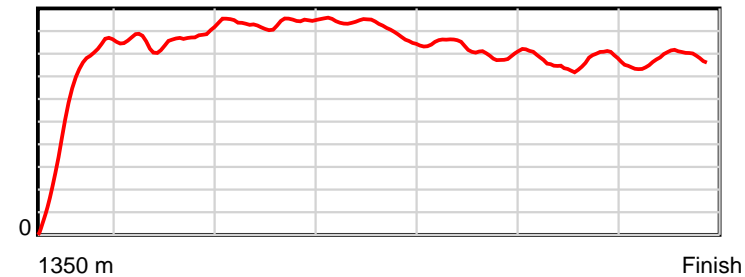
0.6 s Stride duration



20 m/sec Speed



100 % Stride efficiency



Note: Horizontal distance axis grid lines are 200m furlongs.

## Disclaimer.

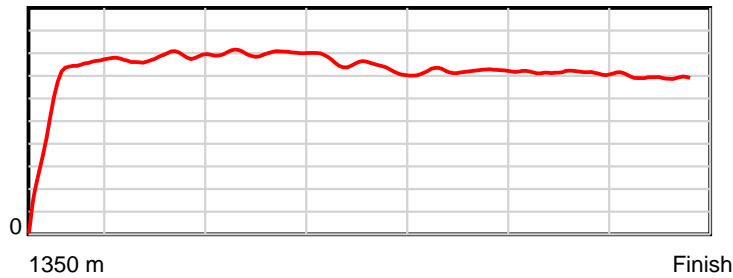
Tasracing Pty Ltd and Thoroughbred Ratings Pty Ltd accepts no responsibility for the completeness or accuracy of any of the information contained herein, and makes no representations about its suitability for any particular purpose. Users should make their own judgements about those matters and/or seek independent advice. You assume all risks associated with use of the data provided on this page.

# Race Results

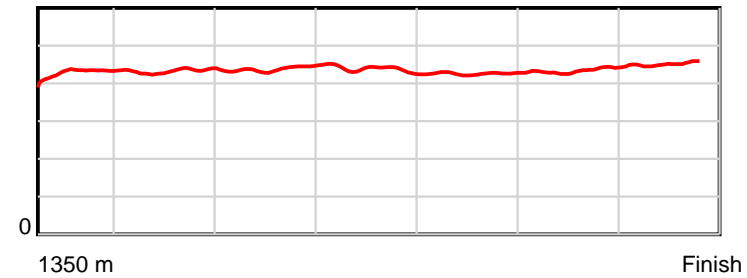
May 18, 2014, Race 2, 2UP MDN-SW, Distance 1350m, Spreyton - Offset 0m

Result	TAB no.	Horse (Barrier)	1350 to	1200m to	1000m to	800m to	600m to	400m to	200m to	Total or	Margin
2nd	3	<b>Chips (4)</b>	<b>1200m</b>	<b>1000m</b>	<b>800m</b>	<b>600m</b>	<b>400m</b>	<b>200m</b>	<b>WP</b>	<b>Average</b>	
		Position in running (margin)	-	4(1.7)	4(3.8)	4(3.6)	4(4.3)	2(2.2)	2(0.7)		2.00
		Sectional time (s)	11.32	10.85	10.74	11.71	12.16	12.19	12.91		
		Cumulative time (s)	81.88	70.56	59.71	48.97	37.26	25.10	12.91	1:21.87	
		Speed (m/s)	13.25	18.43	18.62	17.08	16.45	16.41	15.49	16.49	
		Stride length (m)	5.58	7.95	8.13	7.55	6.99	7.08	6.97	7.16	
		Stride duration (s)	0.415	0.431	0.436	0.442	0.425	0.432	0.450	0.434	
		Stride efficiency (%)	48.69	98.82	103.16	89.16	76.46	78.42	75.86	80.03	
		Stride count	26.87	25.15	24.62	26.48	28.59	28.23	28.70	188.64	

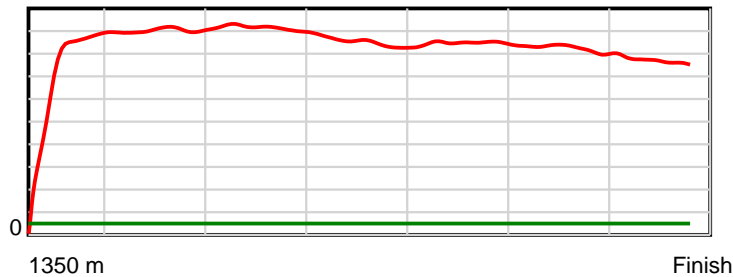
10 m Stride length



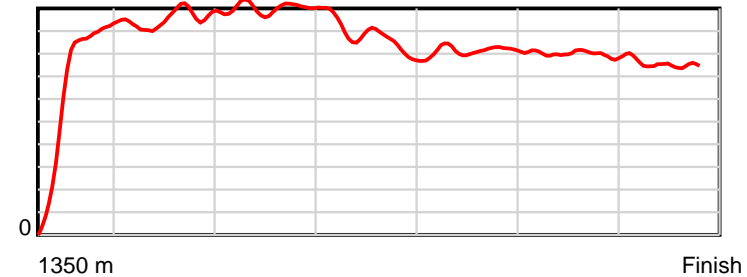
0.6 s Stride duration



20 m/sec Speed



100 % Stride efficiency



Note: Horizontal distance axis grid lines are 200m furlongs.

## Disclaimer.

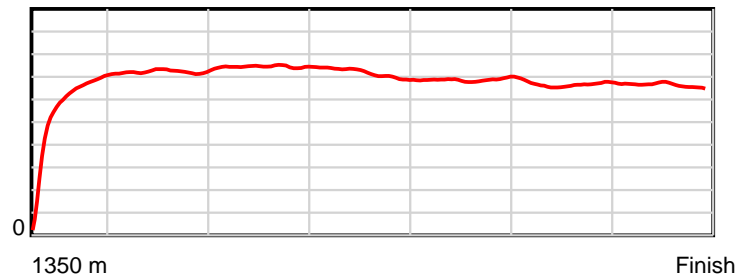
Tasracing Pty Ltd and Thoroughbred Ratings Pty Ltd accepts no responsibility for the completeness or accuracy of any of the information contained herein, and makes no representations about its suitability for any particular purpose. Users should make their own judgements about those matters and/or seek independent advice. You assume all risks associated with use of the data provided on this page.

# Race Results

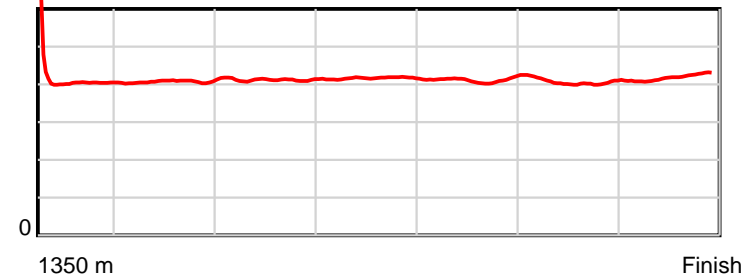
May 18, 2014, Race 2, 2UP MDN-SW, Distance 1350m, Spreyton - Offset 0m

Result	TAB no.	Horse (Barrier)	1350 to	1200m to	1000m to	800m to	600m to	400m to	200m to	Total or	Margin
3rd	7	Warrior's Ques... (1)	1200m	1000m	800m	600m	400m	200m	WP	Average	
		Position in running (margin)	-	7(2.6)	6(5.8)	6(6.4)	6(6.0)	5(5.2)	4(3.4)		2.50
		Sectional time (s)	11.43	11.04	10.88	11.52	12.38	12.14	12.60		
		Cumulative time (s)	81.98	70.55	59.51	48.63	37.12	24.74	12.60	1:21.98	
		Speed (m/s)	13.13	18.12	18.38	17.36	16.16	16.47	15.87	16.47	
		Stride length (m)	5.36	7.37	7.58	7.23	6.65	6.70	6.64	6.78	
		Stride duration (s)	0.401	0.406	0.412	0.416	0.412	0.407	0.418	0.412	
		Stride efficiency (%)	44.93	84.79	89.73	81.68	69.16	70.22	68.88	71.79	
		Stride count	27.97	27.15	26.39	27.66	30.06	29.83	30.12	199.18	

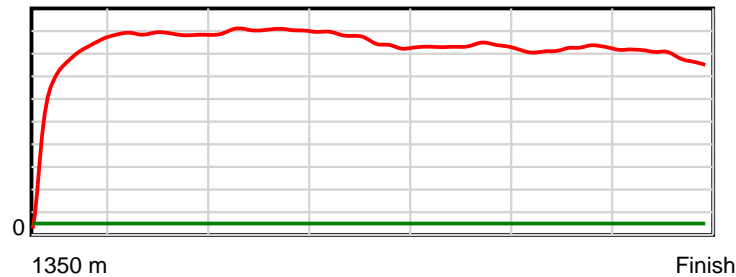
10 m Stride length



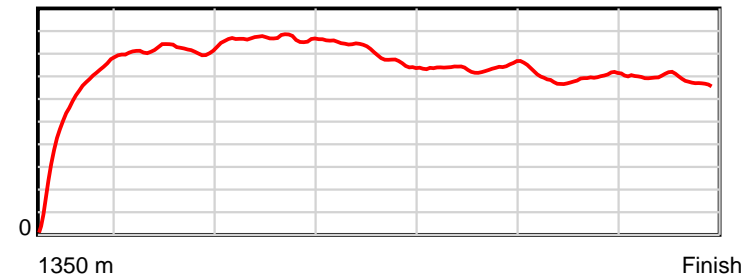
0.6 s Stride duration



20 m/sec Speed



100 % Stride efficiency



Note: Horizontal distance axis grid lines are 200m furlongs.

### Disclaimer.

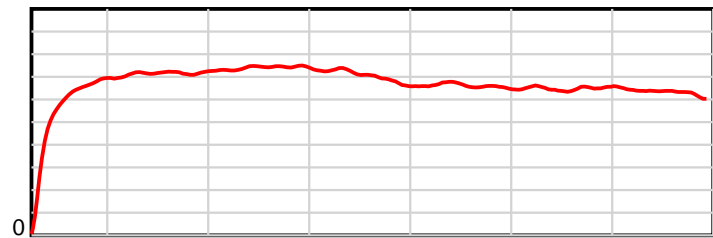
Tasracing Pty Ltd and Thoroughbred Ratings Pty Ltd accepts no responsibility for the completeness or accuracy of any of the information contained herein, and makes no representations about its suitability for any particular purpose. Users should make their own judgements about those matters and/or seek independent advice. You assume all risks associated with use of the data provided on this page.

# Race Results

May 18, 2014, Race 2, 2UP MDN-SW, Distance 1350m, Spreyton - Offset 0m

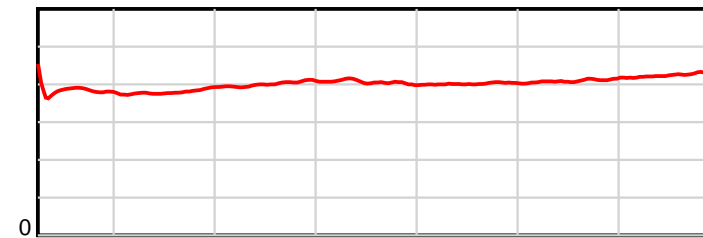
Result	TAB no.	Horse (Barrier)	1350 to	1200m to	1000m to	800m to	600m to	400m to	200m to	Total or	Margin
4th	1	A Little Bit D... (7)	1200m	1000m	800m	600m	400m	200m	WP	Average	
		Position in running (margin)	-	2(0.5)	2(1.1)	1(0.0)	1(0.0)	1(0.0)	1(0.0)		3.30
		Sectional time (s)	11.01	10.60	10.60	11.59	12.51	12.45	13.37		
		Cumulative time (s)	82.12	71.11	60.51	49.90	38.32	25.81	13.37	1:22.12	
		Speed (m/s)	13.62	18.87	18.87	17.26	15.99	16.06	14.96	16.44	
		Stride length (m)	5.18	7.16	7.56	7.01	6.42	6.58	6.36	6.59	
		Stride duration (s)	0.378	0.380	0.401	0.406	0.401	0.410	0.425	0.401	
		Stride efficiency (%)	41.91	80.19	89.37	76.73	64.35	67.74	63.17	67.84	
		Stride count	28.97	27.92	26.45	28.54	31.17	30.38	31.46	204.89	

10 m Stride length



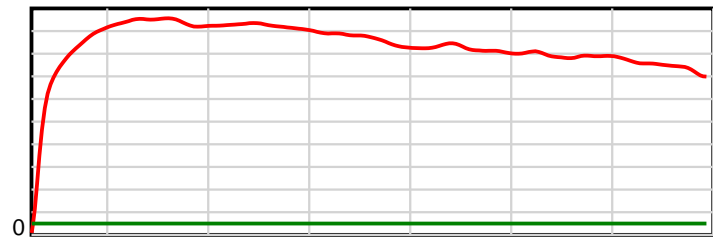
1350 m Finish

0.6 s Stride duration



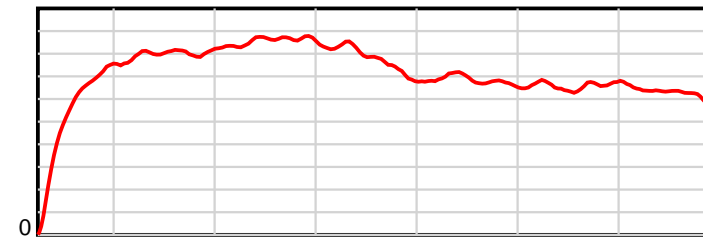
1350 m Finish

20 m/sec Speed



1350 m Finish

100 % Stride efficiency



1350 m Finish

Note: Horizontal distance axis grid lines are 200m furlongs.

## Disclaimer.

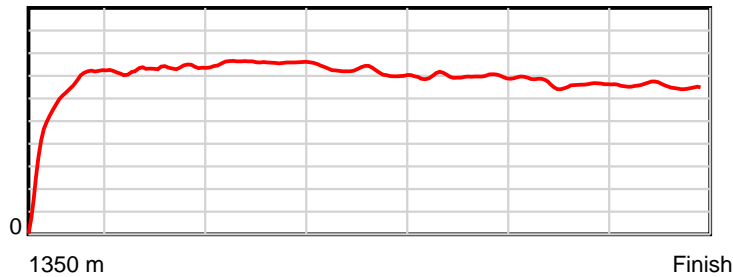
Tasracing Pty Ltd and Thoroughbred Ratings Pty Ltd accepts no responsibility for the completeness or accuracy of any of the information contained herein, and makes no representations about its suitability for any particular purpose. Users should make their own judgements about those matters and/or seek independent advice. You assume all risks associated with use of the data provided on this page.

# Race Results

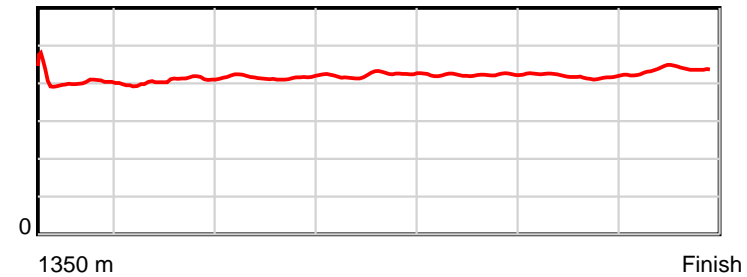
May 18, 2014, Race 2, 2UP MDN-SW, Distance 1350m, Spreyton - Offset 0m

Result	TAB no.	Horse (Barrier)	1350 to	1200m to	1000m to	800m to	600m to	400m to	200m to	Total or	Margin
5th	9	Princess Bombo... (2)	1200m	1000m	800m	600m	400m	200m	WP	Average	
		Position in running (margin)	-	3(0.9)	3(2.3)	3(2.2)	3(2.9)	3(2.2)	3(2.2)		4.10
		Sectional time (s)	11.07	10.73	10.77	11.69	12.40	12.44	13.17		
		Cumulative time (s)	82.27	71.20	60.47	49.70	38.01	25.61	13.17	1:22.26	
		Speed (m/s)	13.55	18.64	18.57	17.11	16.13	16.08	15.19	16.41	
		Stride length (m)	5.45	7.52	7.72	7.23	6.80	6.74	6.61	6.85	
		Stride duration (s)	0.402	0.403	0.415	0.422	0.422	0.419	0.435	0.417	
		Stride efficiency (%)	46.40	88.26	93.02	81.59	72.30	70.93	68.30	73.32	
		Stride count	27.53	26.61	25.92	27.68	29.40	29.69	30.25	197.08	

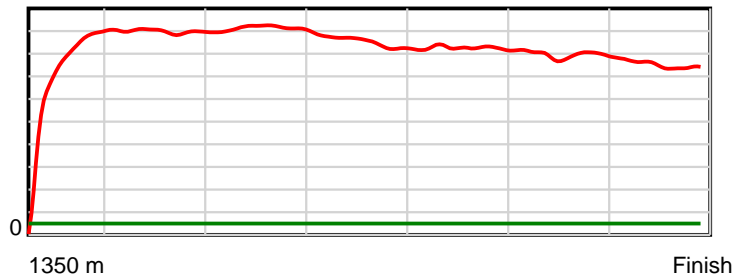
10 m Stride length



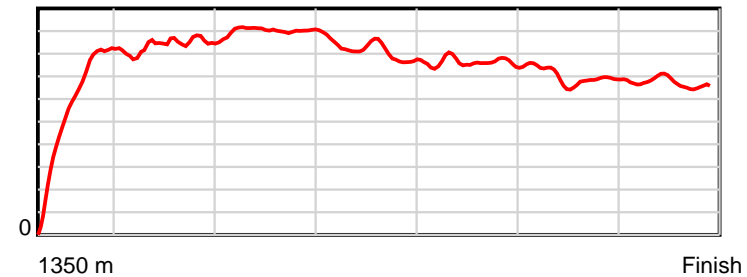
0.6 s Stride duration



20 m/sec Speed



100 % Stride efficiency



Note: Horizontal distance axis grid lines are 200m furlongs.

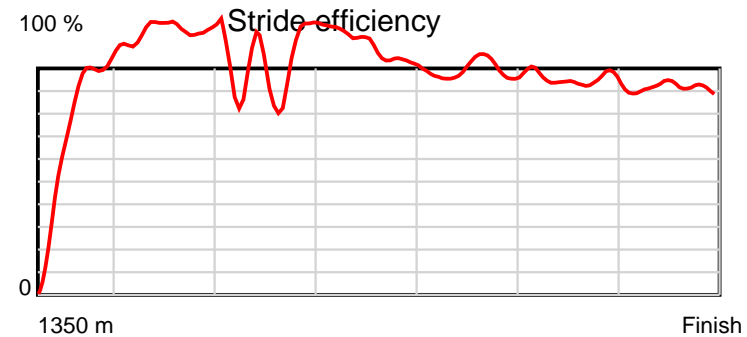
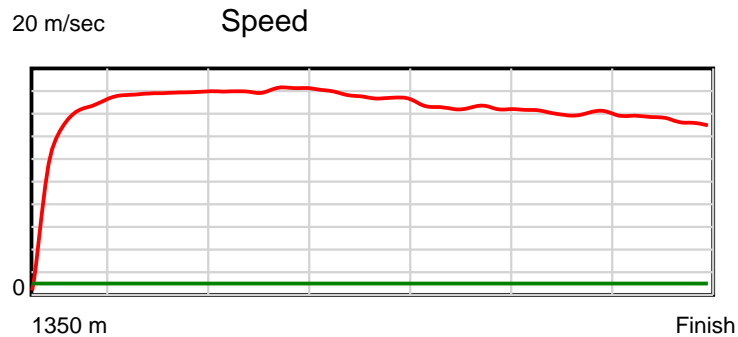
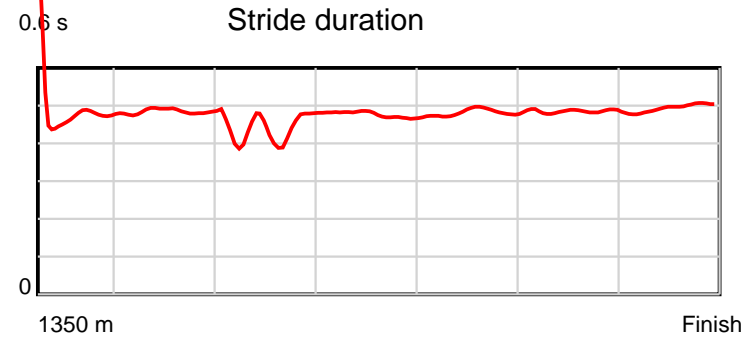
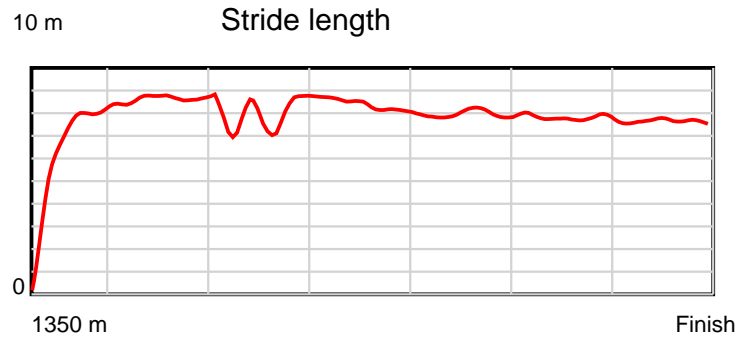
## Disclaimer.

Tasracing Pty Ltd and Thoroughbred Ratings Pty Ltd accepts no responsibility for the completeness or accuracy of any of the information contained herein, and makes no representations about its suitability for any particular purpose. Users should make their own judgements about those matters and/or seek independent advice. You assume all risks associated with use of the data provided on this page.

# Race Results

May 18, 2014, Race 2, 2UP MDN-SW, Distance 1350m, Spreyton - Offset 0m

Result	TAB no.	Horse (Barrier)	1350 to	1200m to	1000m to	800m to	600m to	400m to	200m to	Total or	Margin
6th	5	Letters (3)	1200m	1000m	800m	600m	400m	200m	WP	Average	
		Position in running (margin)	-	5(2.3)	5(5.5)	5(5.9)	5(5.6)	6(5.7)	7(5.5)		6.00
		Sectional time (s)	11.38	11.03	10.85	11.52	12.53	12.42	12.87		
		Cumulative time (s)	82.62	71.24	60.20	49.35	37.82	25.30	12.87	1:22.62	
		Speed (m/s)	13.18	18.13	18.43	17.36	15.96	16.10	15.54	16.34	
		Stride length (m)	6.68	8.78	7.96	8.27	7.67	7.82	7.70	7.84	
		Stride duration (s)	0.500	0.484	0.432	0.476	0.480	0.485	0.495	0.480	
		Stride efficiency (%)	69.69	120.45	98.94	106.80	91.83	95.48	92.58	96.02	
		Stride count	22.46	22.78	25.13	24.19	26.09	25.59	25.98	172.22	



Note: Horizontal distance axis grid lines are 200m furlongs.

**Disclaimer.**

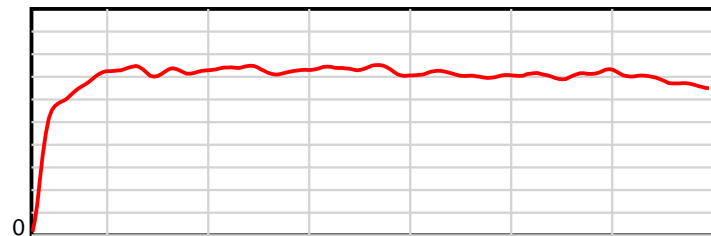
Tasracing Pty Ltd and Thoroughbred Ratings Pty Ltd accepts no responsibility for the completeness or accuracy of any of the information contained herein, and makes no representations about its suitability for any particular purpose. Users should make their own judgements about those matters and/or seek independent advice. You assume all risks associated with use of the data provided on this page.

# Race Results

May 18, 2014, Race 2, 2UP MDN-SW, Distance 1350m, Spreyton - Offset 0m

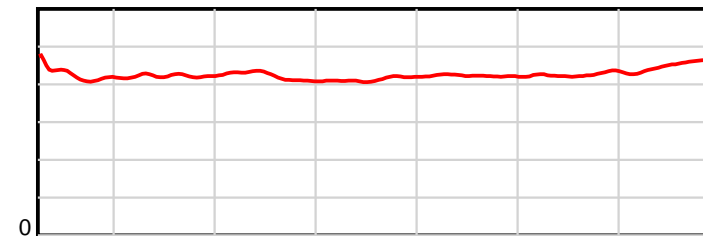
Result	TAB no.	Horse (Barrier)	1350 to	1200m to	1000m to	800m to	600m to	400m to	200m to	Total or	Margin
7th	10	Royal Bluff (9)	1200m	1000m	800m	600m	400m	200m	WP	Average	
		Position in running (margin)	-	9(3.8)	10(10.7)	10(13.9)	10(12.0)	9(9.8)	8(6.7)		9.30
		Sectional time (s)	11.69	11.64	11.31	11.27	12.15	11.92	13.26		
		Cumulative time (s)	83.24	71.55	59.91	48.60	37.33	25.18	13.26	1:23.23	
		Speed (m/s)	12.83	17.18	17.68	17.75	16.46	16.78	15.08	16.22	
		Stride length (m)	5.62	7.25	7.46	7.33	6.96	7.14	6.80	6.94	
		Stride duration (s)	0.432	0.422	0.422	0.413	0.423	0.426	0.451	0.428	
		Stride efficiency (%)	49.32	82.11	86.92	84.04	75.71	79.66	72.28	75.26	
		Stride count	26.70	27.59	26.82	27.27	28.73	28.01	29.41	194.53	

10 m Stride length



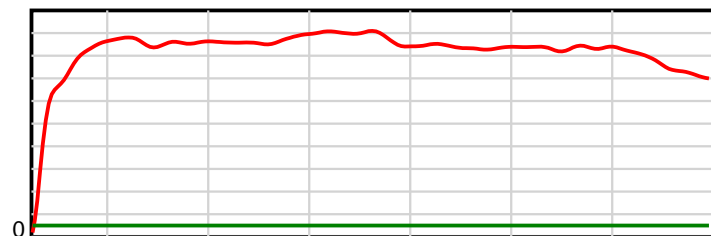
1350 m Finish

0.6 s Stride duration



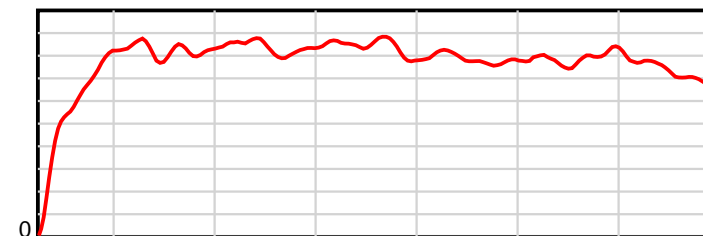
1350 m Finish

20 m/sec Speed



1350 m Finish

100 % Stride efficiency



1350 m Finish

Note: Horizontal distance axis grid lines are 200m furlongs.

## Disclaimer.

Tasracing Pty Ltd and Thoroughbred Ratings Pty Ltd accepts no responsibility for the completeness or accuracy of any of the information contained herein, and makes no representations about its suitability for any particular purpose. Users should make their own judgements about those matters and/or seek independent advice. You assume all risks associated with use of the data provided on this page.

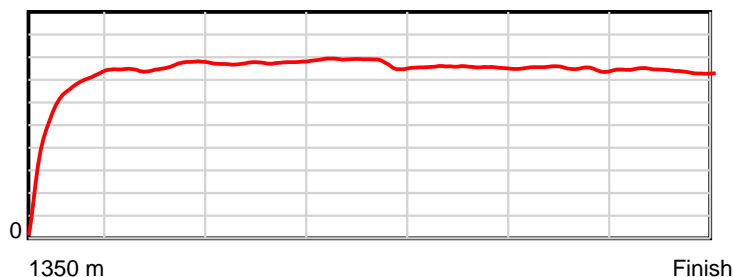


# Race Results

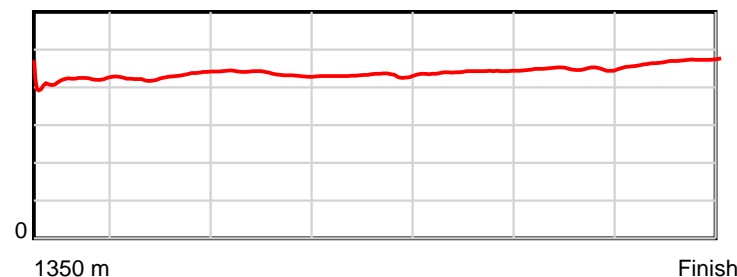
May 18, 2014, Race 2, 2UP MDN-SW, Distance 1350m, Spreyton - Offset 0m

Result	TAB no.	Horse (Barrier)	1350 to	1200m to	1000m to	800m to	600m to	400m to	200m to	Total or	Margin
8th	11	<b>Setoni (10)</b>	<b>1200m</b>	<b>1000m</b>	<b>800m</b>	<b>600m</b>	<b>400m</b>	<b>200m</b>	<b>WP</b>	<b>Average</b>	
		Position in running (margin)	-	6(2.6)	7(9.0)	8(12.8)	8(11.7)	8(9.5)	9(8.3)		9.40
		Sectional time (s)	11.44	11.57	11.42	11.40	12.14	12.24	13.04		
		Cumulative time (s)	83.26	71.82	60.25	48.83	37.43	25.28	13.04	1:23.26	
		Speed (m/s)	13.11	17.29	17.51	17.54	16.47	16.34	15.34	16.21	
		Stride length (m)	5.43	7.42	7.64	7.57	7.27	7.35	7.22	7.12	
		Stride duration (s)	0.409	0.429	0.436	0.432	0.441	0.450	0.471	0.439	
		Stride efficiency (%)	46.00	86.10	91.24	89.57	82.58	84.44	81.57	79.24	
		Stride count	27.65	26.94	26.17	26.42	27.51	27.21	27.68	189.58	

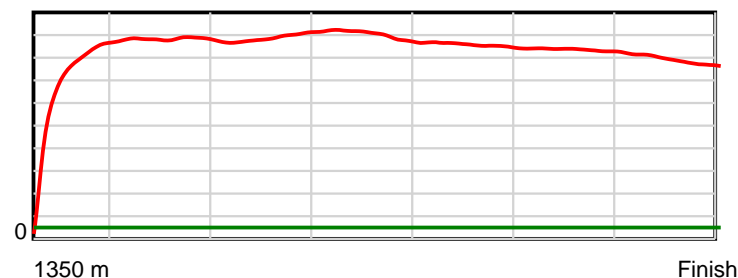
10 m Stride length



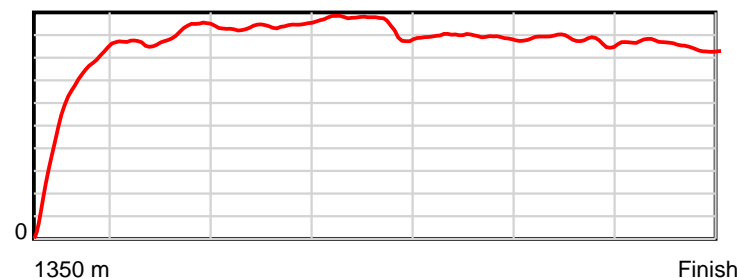
0.6 s Stride duration



20 m/sec Speed



100 % Stride efficiency



Note: Horizontal distance axis grid lines are 200m furlongs.

## Disclaimer.

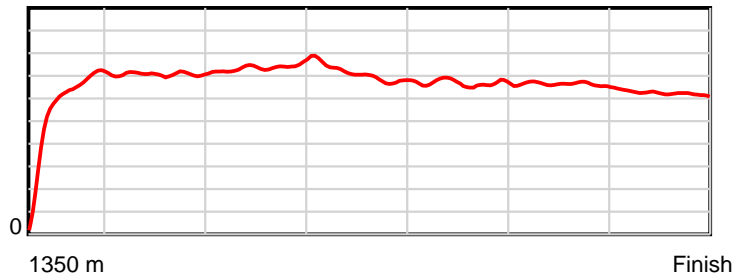
Tasracing Pty Ltd and Thoroughbred Ratings Pty Ltd accepts no responsibility for the completeness or accuracy of any of the information contained herein, and makes no representations about its suitability for any particular purpose. Users should make their own judgements about those matters and/or seek independent advice. You assume all risks associated with use of the data provided on this page.

# Race Results

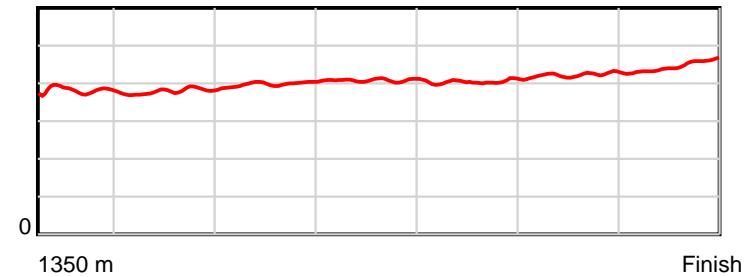
May 18, 2014, Race 2, 2UP MDN-SW, Distance 1350m, Spreyton - Offset 0m

Result	TAB no.	Horse (Barrier)	1350 to	1200m to	1000m to	800m to	600m to	400m to	200m to	Total or	Margin
9th	4	<b>Crabby Ness (5)</b>	<b>1200m</b>	<b>1000m</b>	<b>800m</b>	<b>600m</b>	<b>400m</b>	<b>200m</b>	<b>WP</b>	<b>Average</b>	
		Position in running (margin)	-	1(0.0)	1(0.0)	2(0.0)	2(2.0)	4(3.0)	6(5.0)		14.50
		Sectional time (s)	11.24	10.50	10.78	11.91	12.68	12.79	14.33		
		Cumulative time (s)	84.23	72.99	62.49	51.71	39.80	27.12	14.33	1:24.23	
		Speed (m/s)	13.34	19.05	18.55	16.79	15.77	15.64	13.96	16.03	
		Stride length (m)	5.25	7.19	7.36	6.85	6.36	6.61	6.24	6.54	
		Stride duration (s)	0.380	0.378	0.397	0.408	0.403	0.423	0.448	0.408	
		Stride efficiency (%)	43.07	80.88	84.71	73.38	63.15	68.29	60.93	66.81	
		Stride count	28.57	27.80	27.16	29.19	31.46	30.25	32.03	206.46	

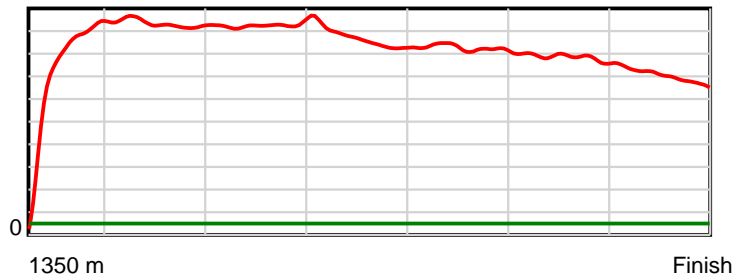
10 m Stride length



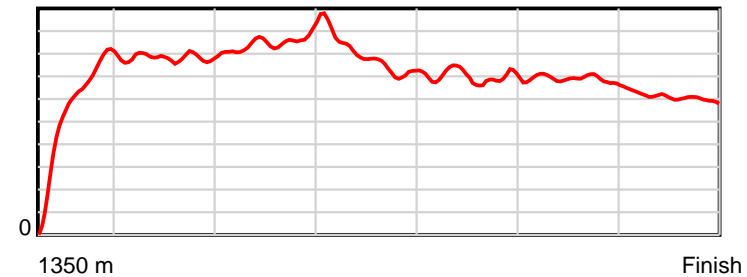
0.6 s Stride duration



20 m/sec Speed



100 % Stride efficiency



Note: Horizontal distance axis grid lines are 200m furlongs.

## Disclaimer.

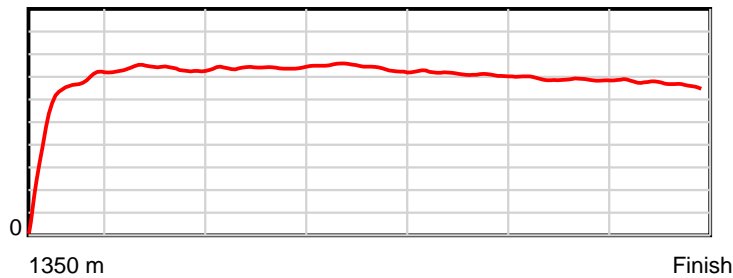
Tasracing Pty Ltd and Thoroughbred Ratings Pty Ltd accepts no responsibility for the completeness or accuracy of any of the information contained herein, and makes no representations about its suitability for any particular purpose. Users should make their own judgements about those matters and/or seek independent advice. You assume all risks associated with use of the data provided on this page.

# Race Results

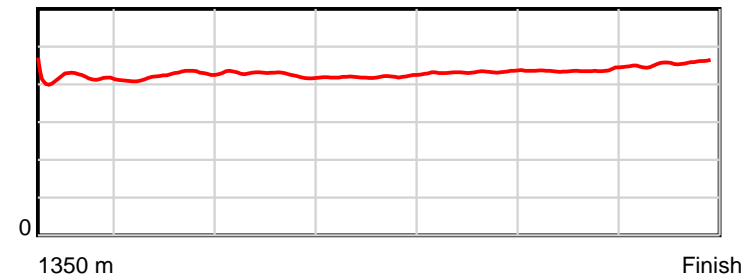
May 18, 2014, Race 2, 2UP MDN-SW, Distance 1350m, Spreyton - Offset 0m

Result	TAB no.	Horse (Barrier)	1350 to	1200m to	1000m to	800m to	600m to	400m to	200m to	Total or	Margin
10th	2	<b>Blushing Quest (8)</b>	<b>1200m</b>	<b>1000m</b>	<b>800m</b>	<b>600m</b>	<b>400m</b>	<b>200m</b>	<b>WP</b>	<b>Average</b>	
		Position in running (margin)	-	10(4.5)	9(9.4)	9(13.0)	9(11.8)	10(12.4)	10(13.1)		18.20
		Sectional time (s)	12.10	11.31	11.38	11.39	12.61	12.55	13.62		
		Cumulative time (s)	84.96	72.86	61.54	50.17	38.78	26.17	13.62	1:24.95	
		Speed (m/s)	12.40	17.68	17.57	17.56	15.86	15.94	14.68	15.89	
		Stride length (m)	5.47	7.47	7.51	7.37	6.85	6.95	6.69	6.89	
		Stride duration (s)	0.416	0.422	0.427	0.420	0.432	0.436	0.456	0.434	
		Stride efficiency (%)	46.77	87.11	88.23	84.88	73.25	75.42	70.04	74.26	
		Stride count	27.42	26.79	26.62	27.14	29.21	28.79	29.87	195.84	

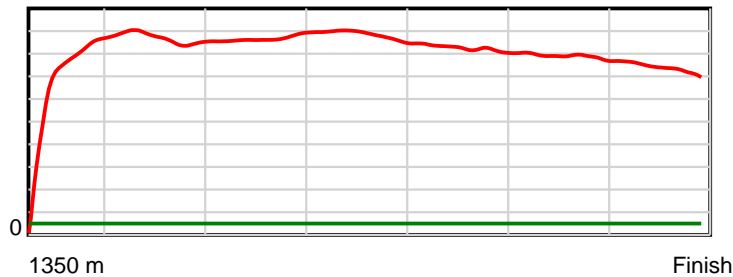
10 m Stride length



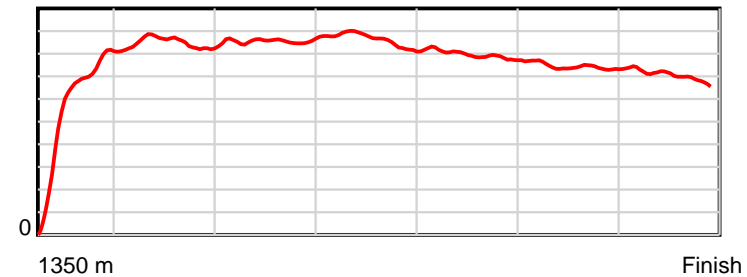
0.6 s Stride duration



20 m/sec Speed



100 % Stride efficiency



Note: Horizontal distance axis grid lines are 200m furlongs.

## Disclaimer.

Tasracing Pty Ltd and Thoroughbred Ratings Pty Ltd accepts no responsibility for the completeness or accuracy of any of the information contained herein, and makes no representations about its suitability for any particular purpose. Users should make their own judgements about those matters and/or seek independent advice. You assume all risks associated with use of the data provided on this page.