



Race Results

Devonport Racing Club, Devonport Synthetic, May 18, 2014

Compilation date: May 19, 2014, 9:40:34 AM (EST)

Copyright © 2014 Tasracing Pty Ltd. All rights reserved.

Trademarks.

StrideMASTER is a registered trademark of Thoroughbred Ratings Pty Ltd.

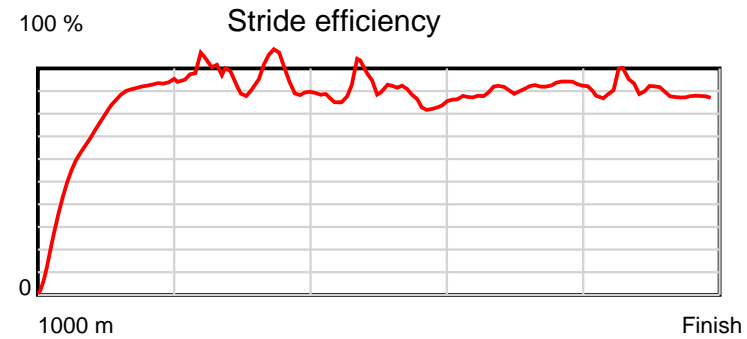
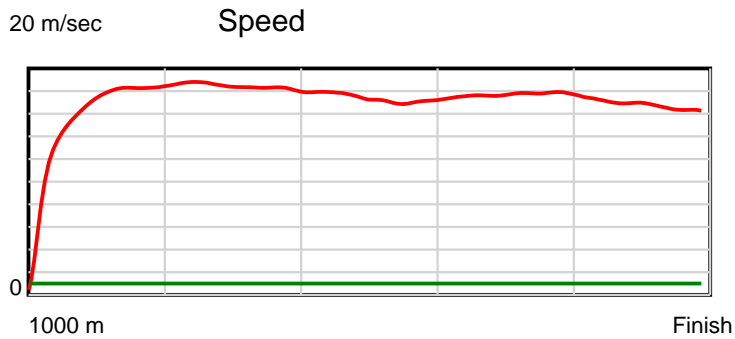
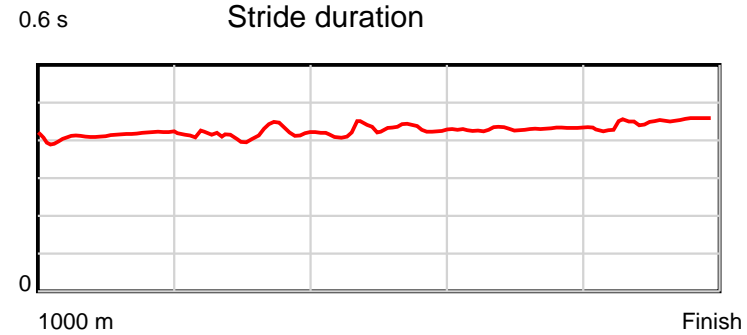
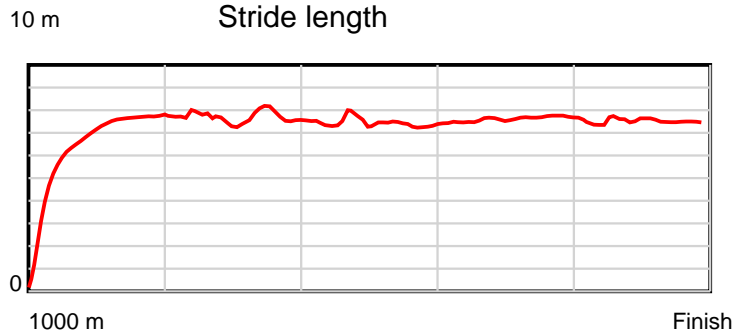
Disclaimer.

Tasracing Pty Ltd and Thoroughbred Ratings Pty Ltd accepts no responsibility for the completeness or accuracy of any of the information contained herein, and makes no representations about its suitability for any particular purpose. Users should make their own judgements about those matters and/or seek independent advice. You assume all risks associated with use of the data provided on this page.

Race Results

May 18, 2014, Race 3, 2UP MDN-SW, Distance 1000m, Spreyton - Offset 0m

Result	TAB no.	Horse (Barrier)	1000 to	800m to	600m to	400m to	200m to	Total or	Margin
1st	1	He's Applz (6)	800m	600m	400m	200m	WP	Average	
		Position in running (margin)	-	6(1.2)	3(1.0)	2(0.4)	1(0.0)		0.00
		Sectional time (s)	13.39	10.90	12.00	11.28	11.90		
		Cumulative time (s)	59.46	46.07	35.17	23.17	11.90	0:59.46	
		Speed (m/s)	14.94	18.35	16.67	17.73	16.81	16.82	
		Stride length (m)	6.05	7.17	6.82	7.61	7.31	6.95	
		Stride duration (s)	0.405	0.391	0.409	0.429	0.435	0.413	
		Stride efficiency (%)	57.25	80.38	72.59	90.42	83.44	75.43	
		Stride count	33.04	27.89	29.34	26.29	27.37	143.93	



Note: Horizontal distance axis grid lines are 200m furlongs.

Disclaimer.

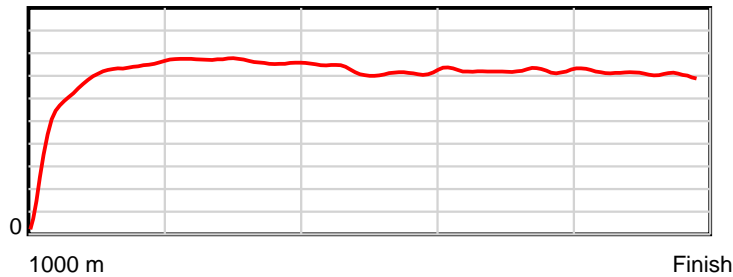
Tasracing Pty Ltd and Thoroughbred Ratings Pty Ltd accepts no responsibility for the completeness or accuracy of any of the information contained herein, and makes no representations about its suitability for any particular purpose. Users should make their own judgements about those matters and/or seek independent advice. You assume all risks associated with use of the data provided on this page.

Race Results

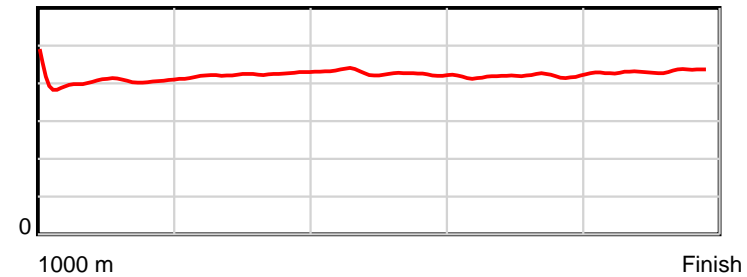
May 18, 2014, Race 3, 2UP MDN-SW, Distance 1000m, Spreyton - Offset 0m

Result	TAB no.	Horse (Barrier)	1000 to	800m to	600m to	400m to	200m to	Total or	Margin
2nd	10	Manchero (5)	800m	600m	400m	200m	WP	Average	
		Position in running (margin)	-	1(0.0)	2(0.4)	4(0.7)	2(1.0)		2.40
		Sectional time (s)	13.12	11.00	12.15	11.40	12.22		
		Cumulative time (s)	59.89	46.77	35.77	23.62	12.22	0:59.89	
		Speed (m/s)	15.24	18.18	16.46	17.54	16.37	16.70	
		Stride length (m)	6.17	7.67	7.04	7.34	7.07	7.02	
		Stride duration (s)	0.414	0.422	0.427	0.418	0.432	0.420	
		Stride efficiency (%)	59.52	92.01	77.37	84.08	78.11	77.01	
		Stride count	32.41	26.06	28.42	27.27	28.29	142.45	

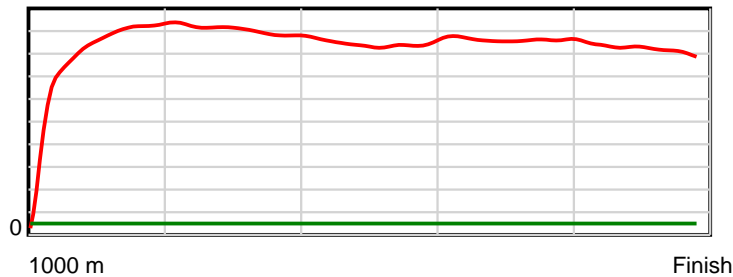
10 m Stride length



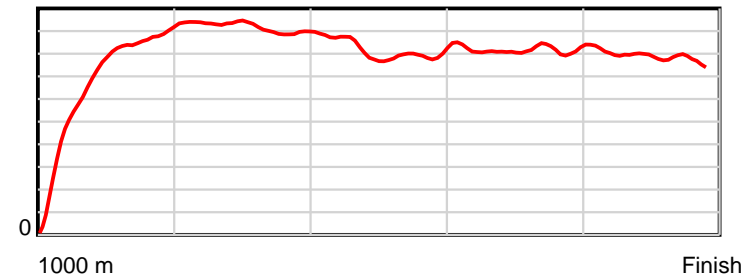
0.6 s Stride duration



20 m/sec Speed



100 % Stride efficiency



Note: Horizontal distance axis grid lines are 200m furlongs.

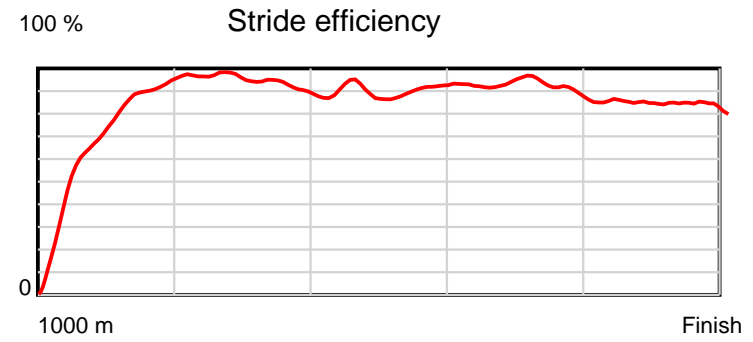
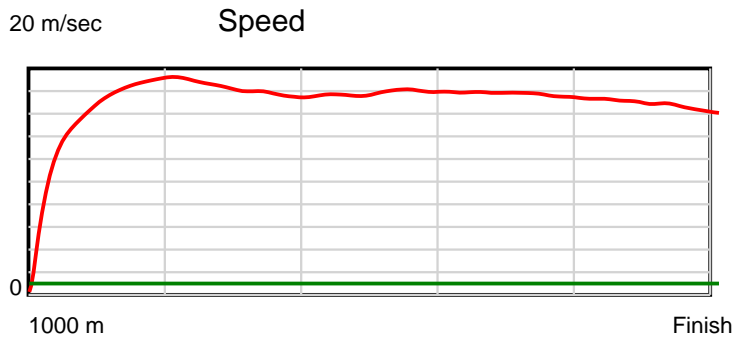
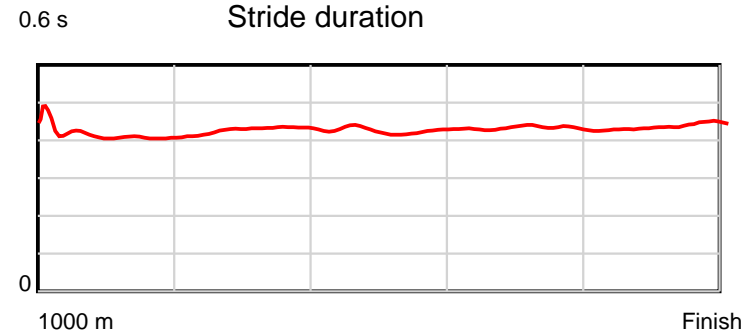
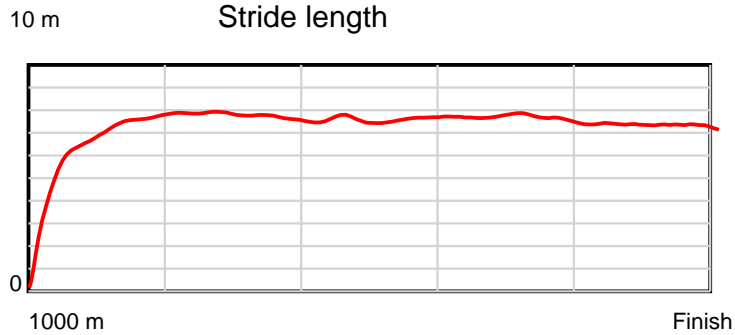
Disclaimer.

Tasracing Pty Ltd and Thoroughbred Ratings Pty Ltd accepts no responsibility for the completeness or accuracy of any of the information contained herein, and makes no representations about its suitability for any particular purpose. Users should make their own judgements about those matters and/or seek independent advice. You assume all risks associated with use of the data provided on this page.

Race Results

May 18, 2014, Race 3, 2UP MDN-SW, Distance 1000m, Spreyton - Offset 0m

Result	TAB no.	Horse (Barrier)	1000 to	800m to	600m to	400m to	200m to	Total or	Margin
3rd	2	Koutoufides (4)	800m	600m	400m	200m	WP	Average	
		Position in running (margin)	-	4(0.5)	7(2.3)	1(0.0)	3(1.7)		2.50
		Sectional time (s)	13.31	11.24	11.71	11.62	12.04		
		Cumulative time (s)	59.91	46.60	35.36	23.66	12.04	0:59.91	
		Speed (m/s)	15.03	17.79	17.08	17.21	16.61	16.69	
		Stride length (m)	6.17	7.62	7.27	7.43	7.27	7.11	
		Stride duration (s)	0.416	0.428	0.426	0.432	0.437	0.426	
		Stride efficiency (%)	59.55	90.70	82.61	86.31	82.49	79.05	
		Stride count	32.40	26.25	27.51	26.91	27.53	140.60	



Note: Horizontal distance axis grid lines are 200m furlongs.

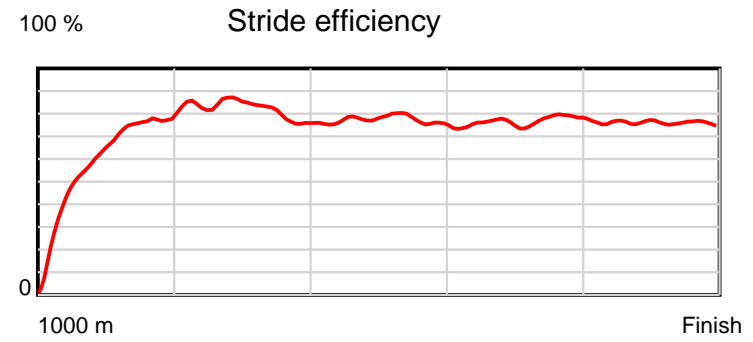
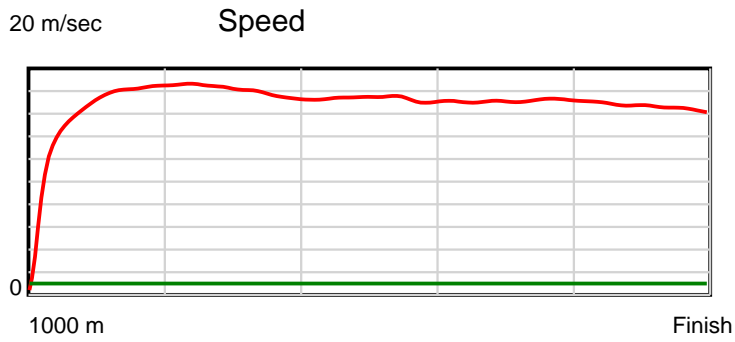
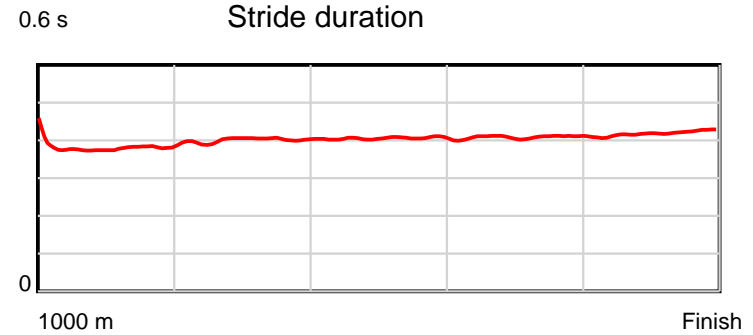
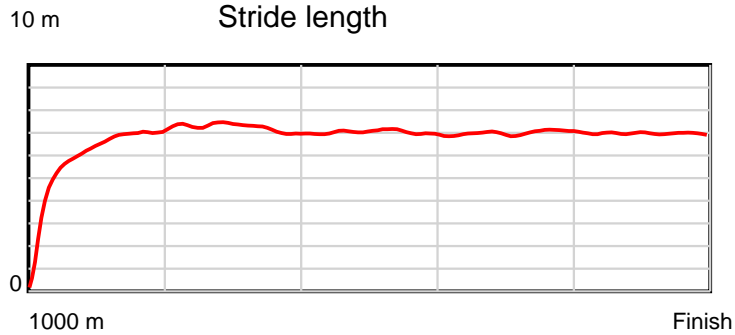
Disclaimer.

Tasracing Pty Ltd and Thoroughbred Ratings Pty Ltd accepts no responsibility for the completeness or accuracy of any of the information contained herein, and makes no representations about its suitability for any particular purpose. Users should make their own judgements about those matters and/or seek independent advice. You assume all risks associated with use of the data provided on this page.

Race Results

May 18, 2014, Race 3, 2UP MDN-SW, Distance 1000m, Spreyton - Offset 0m

Result	TAB no.	Horse (Barrier)	1000 to	800m to	600m to	400m to	200m to	Total or	Margin
4th	5	Braver (7)	800m	600m	400m	200m	WP	Average	
		Position in running (margin)	-	3(0.5)	8(2.4)	7(2.8)	6(4.7)		5.10
		Sectional time (s)	13.31	11.25	12.17	11.65	11.99		
		Cumulative time (s)	60.38	47.07	35.81	23.65	11.99	1:00.38	
		Speed (m/s)	15.02	17.78	16.43	17.17	16.68	16.56	
		Stride length (m)	5.78	7.13	6.66	7.03	7.01	6.68	
		Stride duration (s)	0.385	0.401	0.405	0.409	0.420	0.403	
		Stride efficiency (%)	52.19	79.35	69.26	77.13	76.69	69.69	
		Stride count	34.61	28.07	30.04	28.47	28.55	149.74	



Note: Horizontal distance axis grid lines are 200m furlongs.

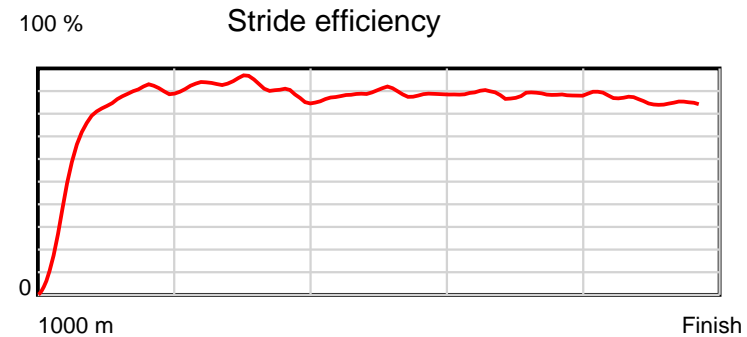
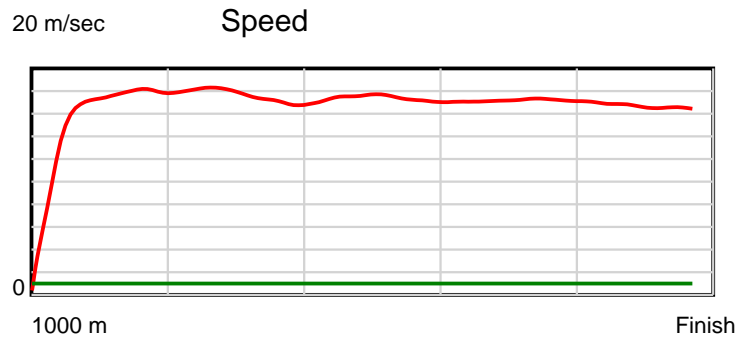
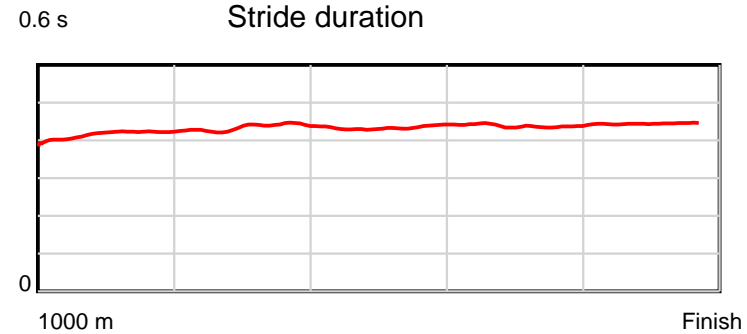
Disclaimer.

Tasracing Pty Ltd and Thoroughbred Ratings Pty Ltd accepts no responsibility for the completeness or accuracy of any of the information contained herein, and makes no representations about its suitability for any particular purpose. Users should make their own judgements about those matters and/or seek independent advice. You assume all risks associated with use of the data provided on this page.

Race Results

May 18, 2014, Race 3, 2UP MDN-SW, Distance 1000m, Spreyton - Offset 0m

Result	TAB no.	Horse (Barrier)	1000 to	800m to	600m to	400m to	200m to	Total or	Margin
5th	9	Sahara Girl (9)	800m	600m	400m	200m	WP	Average	
		Position in running (margin)	-	9(3.0)	10(5.1)	9(4.1)	7(5.9)		5.30
		Sectional time (s)	13.66	11.27	11.94	11.64	11.90		
		Cumulative time (s)	60.42	46.76	35.48	23.54	11.90	1:00.42	
		Speed (m/s)	14.64	17.75	16.75	17.18	16.81	16.55	
		Stride length (m)	5.90	7.69	7.26	7.53	7.46	7.10	
		Stride duration (s)	0.403	0.433	0.433	0.438	0.444	0.429	
		Stride efficiency (%)	54.45	92.37	82.29	88.64	86.93	78.81	
		Stride count	33.88	26.01	27.56	26.55	26.81	140.81	



Note: Horizontal distance axis grid lines are 200m furlongs.

Disclaimer.

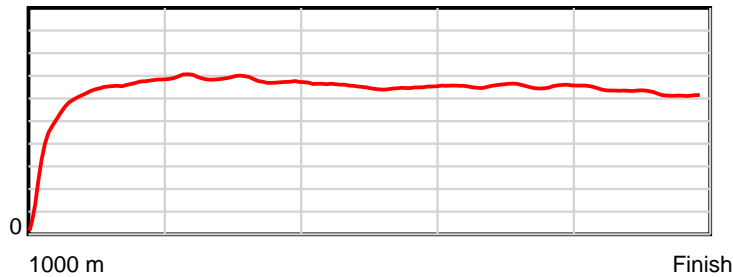
Tasracing Pty Ltd and Thoroughbred Ratings Pty Ltd accepts no responsibility for the completeness or accuracy of any of the information contained herein, and makes no representations about its suitability for any particular purpose. Users should make their own judgements about those matters and/or seek independent advice. You assume all risks associated with use of the data provided on this page.

Race Results

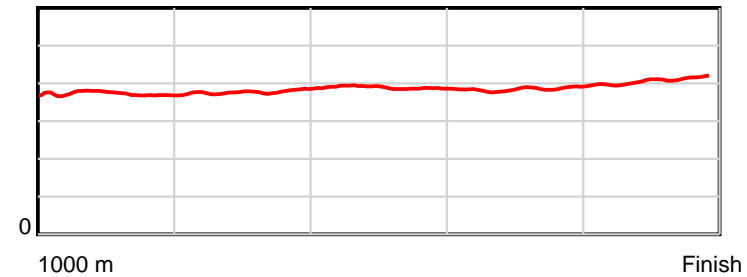
May 18, 2014, Race 3, 2UP MDN-SW, Distance 1000m, Spreyton - Offset 0m

Result	TAB no.	Horse (Barrier)	1000 to	800m to	600m to	400m to	200m to	Total or	Margin
6th	12	Fortuitous (2)	800m	600m	400m	200m	WP	Average	
		Position in running (margin)	-	2(0.0)	1(0.0)	3(0.5)	4(1.9)		6.50
		Sectional time (s)	13.12	10.94	12.19	11.56	12.84		
		Cumulative time (s)	60.64	47.52	36.58	24.40	12.84	1:00.64	
		Speed (m/s)	15.24	18.28	16.41	17.30	15.58	16.49	
		Stride length (m)	5.55	6.88	6.38	6.65	6.35	6.33	
		Stride duration (s)	0.369	0.376	0.389	0.384	0.408	0.384	
		Stride efficiency (%)	48.20	73.91	63.61	69.16	63.00	62.60	
		Stride count	36.01	29.08	31.35	30.06	31.50	158.00	

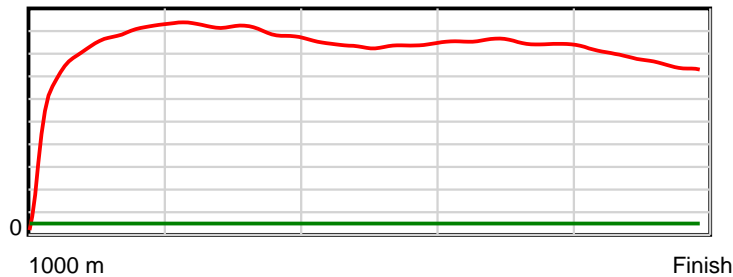
10 m Stride length



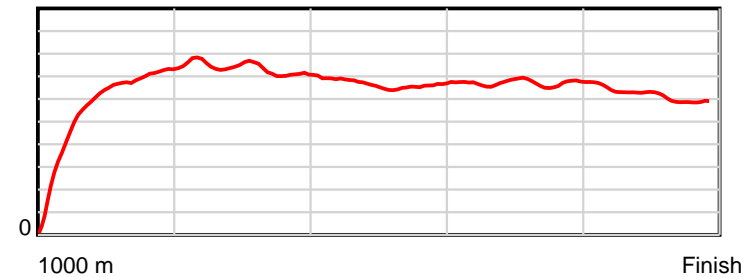
0.6 s Stride duration



20 m/sec Speed



100 % Stride efficiency



Note: Horizontal distance axis grid lines are 200m furlongs.

Disclaimer.

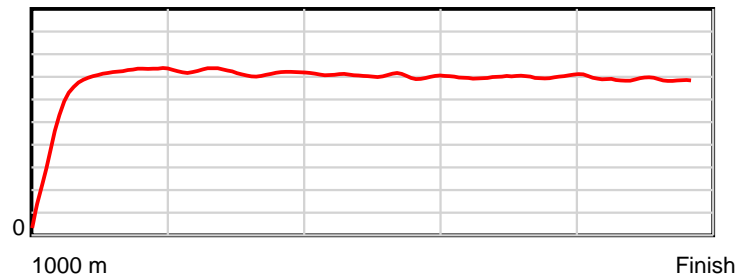
Tasracing Pty Ltd and Thoroughbred Ratings Pty Ltd accepts no responsibility for the completeness or accuracy of any of the information contained herein, and makes no representations about its suitability for any particular purpose. Users should make their own judgements about those matters and/or seek independent advice. You assume all risks associated with use of the data provided on this page.

Race Results

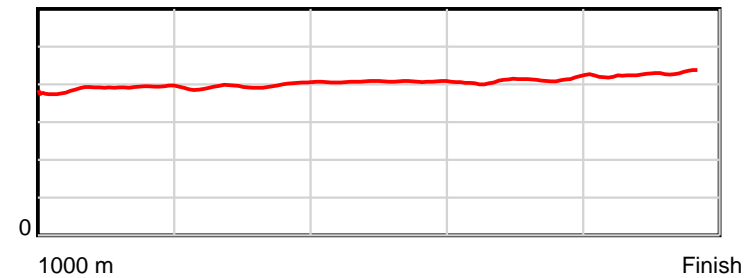
May 18, 2014, Race 3, 2UP MDN-SW, Distance 1000m, Spreyton - Offset 0m

Result	TAB no.	Horse (Barrier)	1000 to	800m to	600m to	400m to	200m to	Total or	Margin
7th	4	Sapphire Storm (8)	800m	600m	400m	200m	WP	Average	
		Position in running (margin)	-	8(2.4)	6(2.2)	5(1.6)	5(4.1)		6.80
		Sectional time (s)	13.60	10.90	11.99	11.75	12.45		
		Cumulative time (s)	60.70	47.10	36.19	24.21	12.45	1:00.70	
		Speed (m/s)	14.71	18.35	16.68	17.02	16.06	16.47	
		Stride length (m)	5.90	7.22	6.79	6.95	6.86	6.71	
		Stride duration (s)	0.399	0.394	0.407	0.408	0.427	0.407	
		Stride efficiency (%)	54.41	81.46	71.95	75.53	73.51	70.40	
		Stride count	33.89	27.70	29.47	28.77	29.16	148.99	

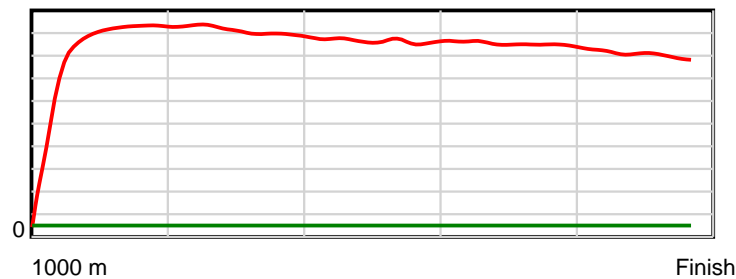
10 m Stride length



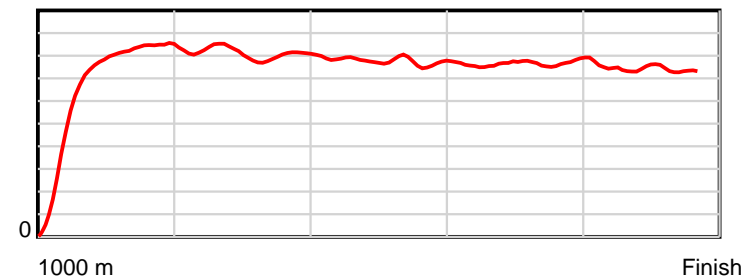
0.6 s Stride duration



20 m/sec Speed



100 % Stride efficiency



Note: Horizontal distance axis grid lines are 200m furlongs.

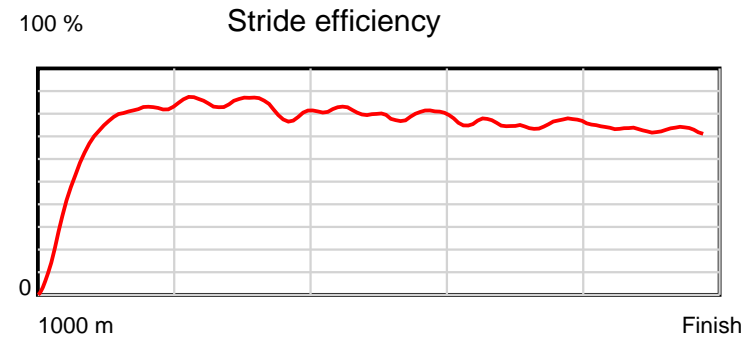
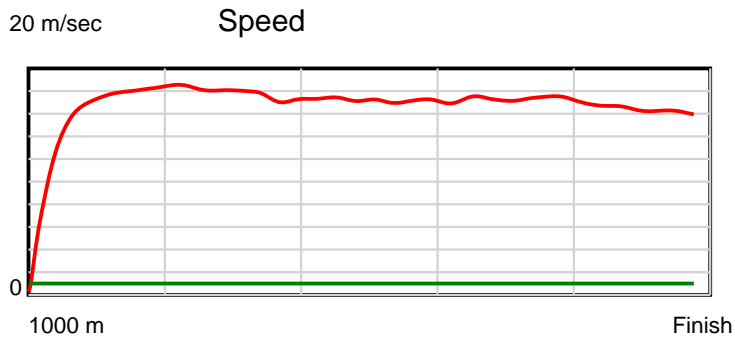
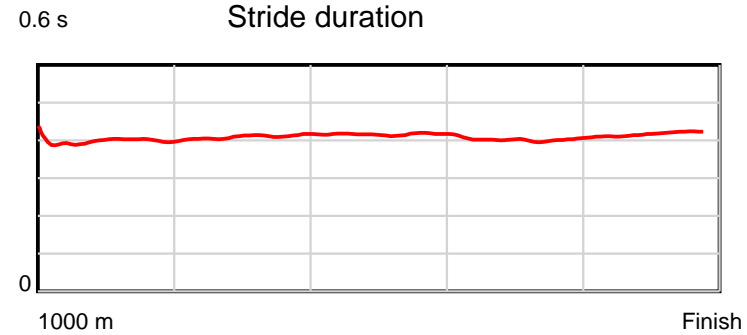
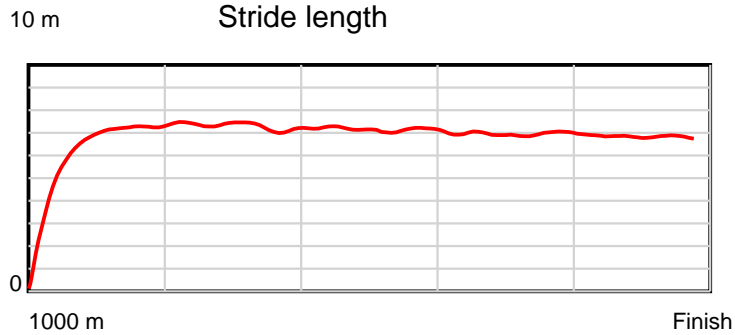
Disclaimer.

Tasracing Pty Ltd and Thoroughbred Ratings Pty Ltd accepts no responsibility for the completeness or accuracy of any of the information contained herein, and makes no representations about its suitability for any particular purpose. Users should make their own judgements about those matters and/or seek independent advice. You assume all risks associated with use of the data provided on this page.

Race Results

May 18, 2014, Race 3, 2UP MDN-SW, Distance 1000m, Spreyton - Offset 0m

Result	TAB no.	Horse (Barrier)	1000 to	800m to	600m to	400m to	200m to	Total or	Margin
8th	6	Little May (12)	800m	600m	400m	200m	WP	Average	
		Position in running (margin)	-	11(4.7)	12(5.9)	12(6.1)	11(7.1)		7.20
		Sectional time (s)	13.96	11.14	12.14	11.50	12.03		
		Cumulative time (s)	60.77	46.81	35.66	23.53	12.03	1:00.77	
		Speed (m/s)	14.32	17.95	16.47	17.39	16.63	16.45	
		Stride length (m)	5.66	7.32	6.85	7.00	6.93	6.70	
		Stride duration (s)	0.398	0.408	0.416	0.402	0.417	0.407	
		Stride efficiency (%)	50.14	83.73	73.34	76.53	75.03	70.14	
		Stride count	35.31	27.32	29.19	28.58	28.86	149.26	



Note: Horizontal distance axis grid lines are 200m furlongs.

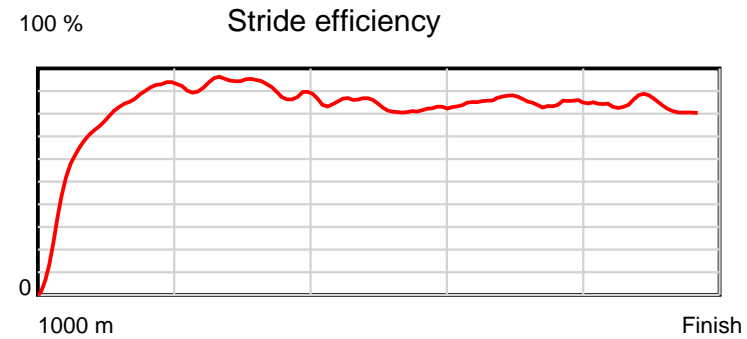
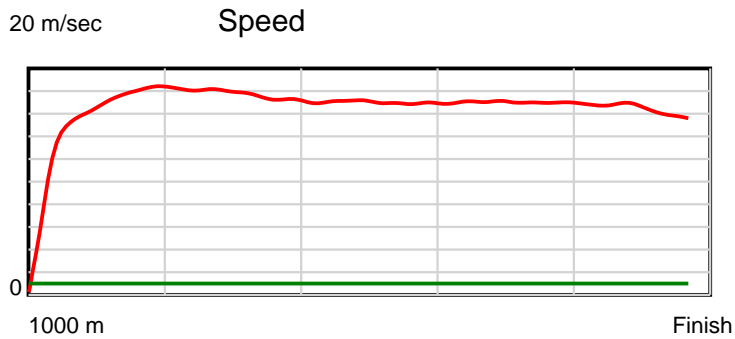
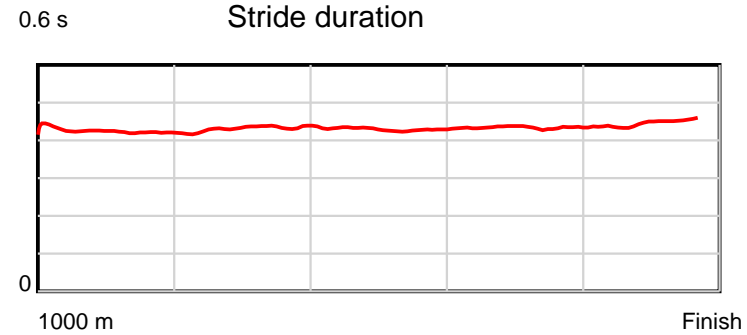
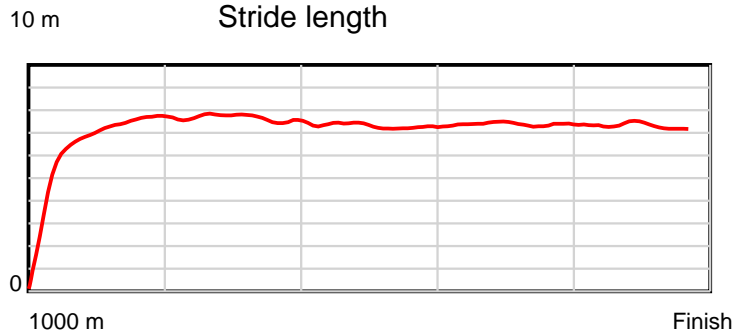
Disclaimer.

Tasracing Pty Ltd and Thoroughbred Ratings Pty Ltd accepts no responsibility for the completeness or accuracy of any of the information contained herein, and makes no representations about its suitability for any particular purpose. Users should make their own judgements about those matters and/or seek independent advice. You assume all risks associated with use of the data provided on this page.

Race Results

May 18, 2014, Race 3, 2UP MDN-SW, Distance 1000m, Spreyton - Offset 0m

Result	TAB no.	Horse (Barrier)	1000 to	800m to	600m to	400m to	200m to	Total or	Margin
9th	3	Le Piccole Cos... (11)	800m	600m	400m	200m	WP	Average	
		Position in running (margin)	-	12(5.1)	11(5.9)	11(5.0)	8(6.6)		8.30
		Sectional time (s)	14.07	11.07	11.94	11.60	12.29		
		Cumulative time (s)	60.98	46.91	35.83	23.90	12.29	1:00.97	
		Speed (m/s)	14.22	18.07	16.75	17.24	16.27	16.40	
		Stride length (m)	6.04	7.76	7.20	7.45	7.25	7.09	
		Stride duration (s)	0.423	0.430	0.430	0.432	0.446	0.432	
		Stride efficiency (%)	57.02	94.16	81.11	86.79	82.16	78.53	
		Stride count	33.11	25.77	27.76	26.84	27.58	141.06	



Note: Horizontal distance axis grid lines are 200m furlongs.

Disclaimer.

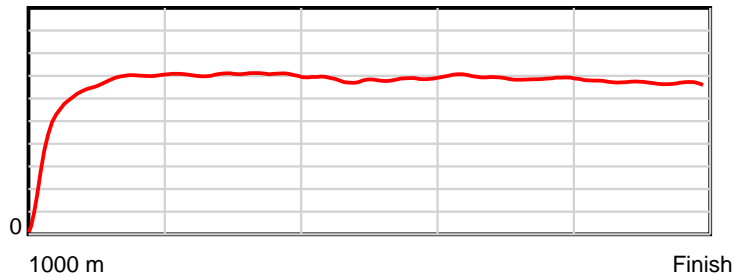
Tasracing Pty Ltd and Thoroughbred Ratings Pty Ltd accepts no responsibility for the completeness or accuracy of any of the information contained herein, and makes no representations about its suitability for any particular purpose. Users should make their own judgements about those matters and/or seek independent advice. You assume all risks associated with use of the data provided on this page.

Race Results

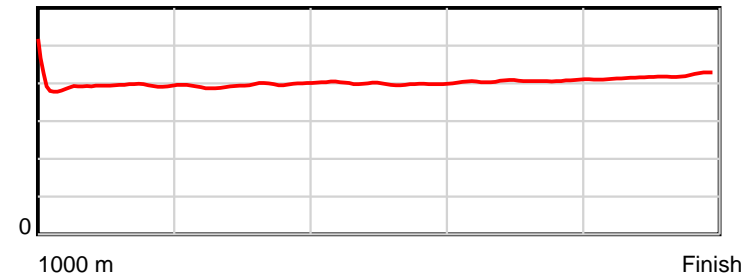
May 18, 2014, Race 3, 2UP MDN-SW, Distance 1000m, Spreyton - Offset 0m

Result	TAB no.	Horse (Barrier)	1000 to	800m to	600m to	400m to	200m to	Total or	Margin
10th	7	Military Pass (10)	800m	600m	400m	200m	WP	Average	
		Position in running (margin)	-	10(3.6)	9(4.8)	10(4.3)	10(6.8)		9.20
		Sectional time (s)	13.83	11.13	12.02	11.76	12.41		
		Cumulative time (s)	61.15	47.32	36.18	24.17	12.41	1:01.14	
		Speed (m/s)	14.46	17.97	16.64	17.01	16.12	16.35	
		Stride length (m)	5.82	7.09	6.64	6.92	6.74	6.61	
		Stride duration (s)	0.402	0.395	0.399	0.407	0.418	0.404	
		Stride efficiency (%)	52.93	78.54	68.99	74.85	70.99	68.32	
		Stride count	34.36	28.21	30.10	28.90	29.67	151.24	

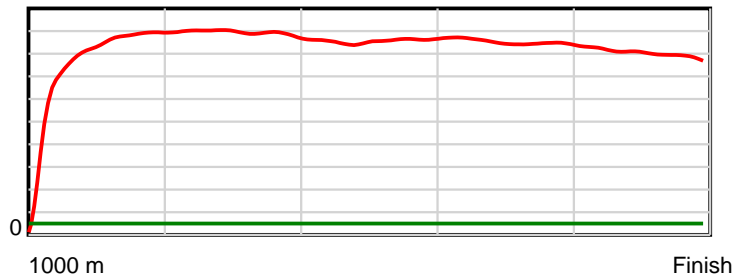
10 m Stride length



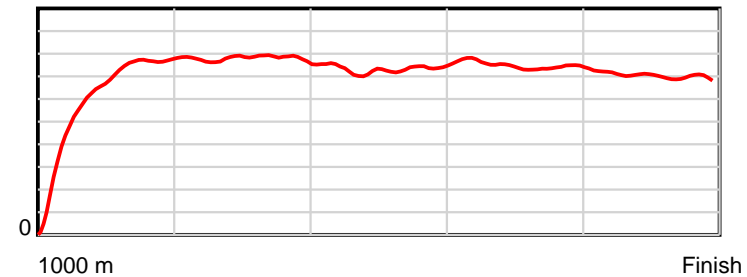
0.6 s Stride duration



20 m/sec Speed



100 % Stride efficiency



Note: Horizontal distance axis grid lines are 200m furlongs.

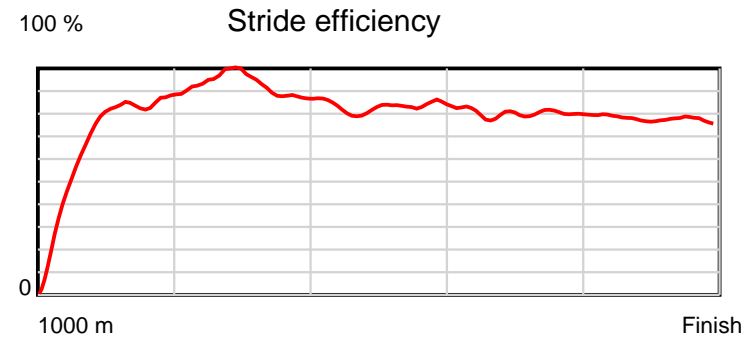
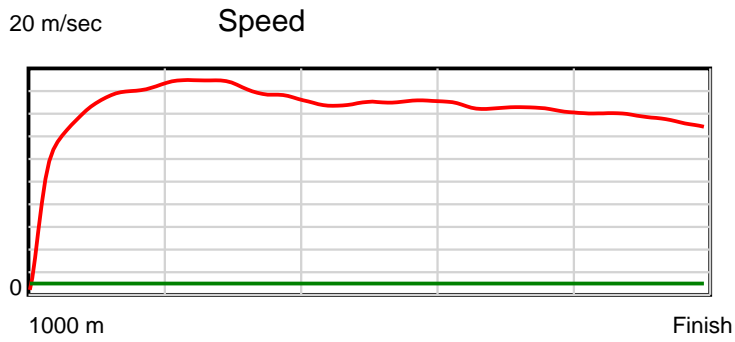
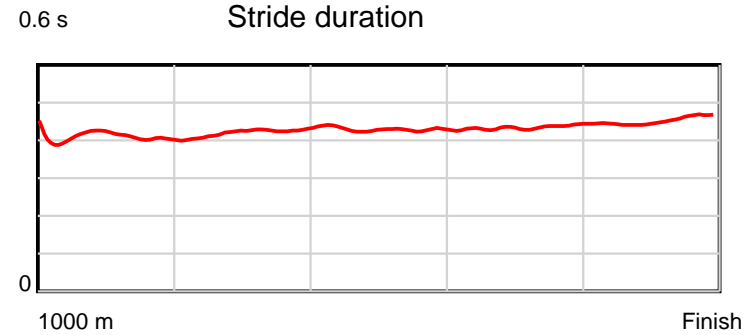
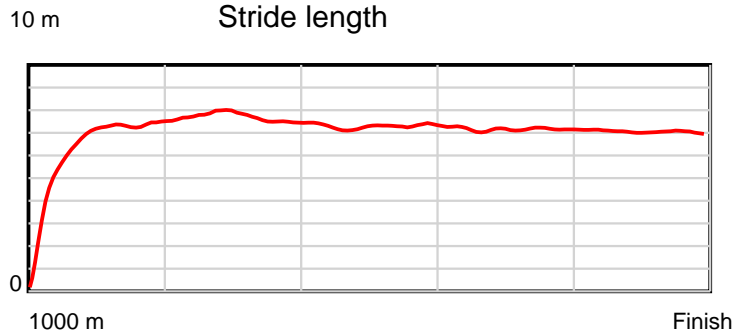
Disclaimer.

Tasracing Pty Ltd and Thoroughbred Ratings Pty Ltd accepts no responsibility for the completeness or accuracy of any of the information contained herein, and makes no representations about its suitability for any particular purpose. Users should make their own judgements about those matters and/or seek independent advice. You assume all risks associated with use of the data provided on this page.

Race Results

May 18, 2014, Race 3, 2UP MDN-SW, Distance 1000m, Spreyton - Offset 0m

Result	TAB no.	Horse (Barrier)	1000 to	800m to	600m to	400m to	200m to	Total or	Margin
11th	11	Chelsarli (3)	800m	600m	400m	200m	WP	Average	
		Position in running (margin)	-	7(2.1)	4(1.5)	8(3.0)	9(6.6)		11.00
		Sectional time (s)	13.68	10.84	12.35	11.93	12.69		
		Cumulative time (s)	61.49	47.81	36.97	24.62	12.69	1:01.49	
		Speed (m/s)	14.62	18.45	16.19	16.76	15.76	16.26	
		Stride length (m)	6.10	7.76	6.94	7.29	7.14	7.00	
		Stride duration (s)	0.411	0.421	0.429	0.435	0.453	0.431	
		Stride efficiency (%)	58.06	94.04	75.34	83.09	79.72	76.61	
		Stride count	32.81	25.78	28.80	27.43	28.00	142.82	



Note: Horizontal distance axis grid lines are 200m furlongs.

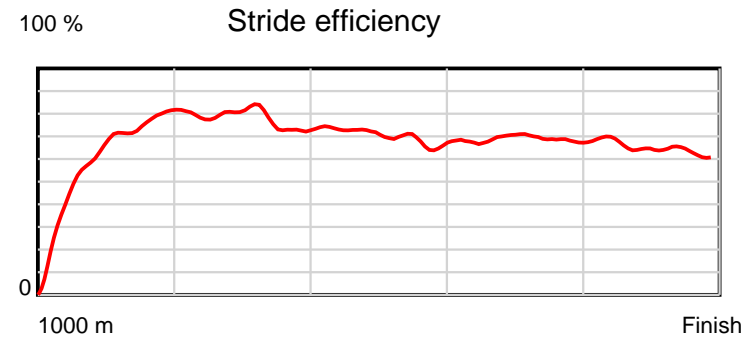
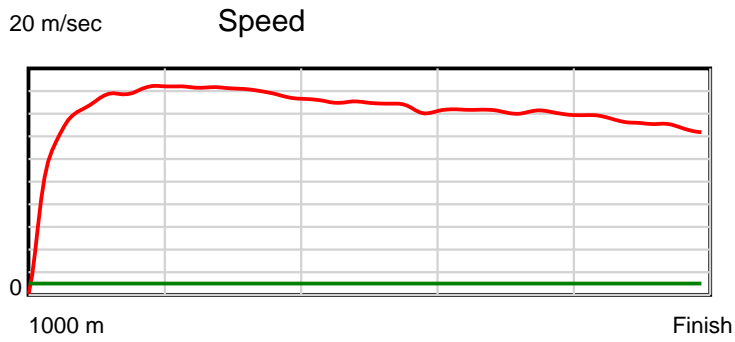
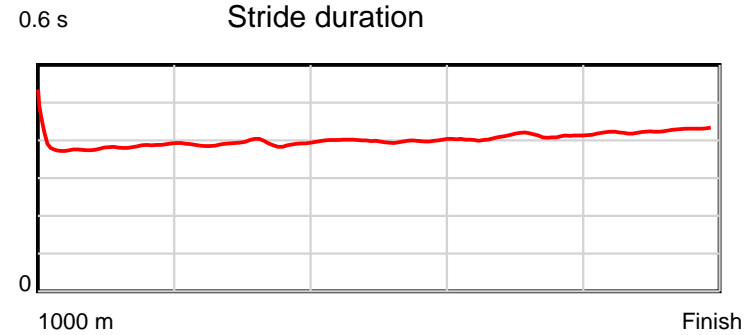
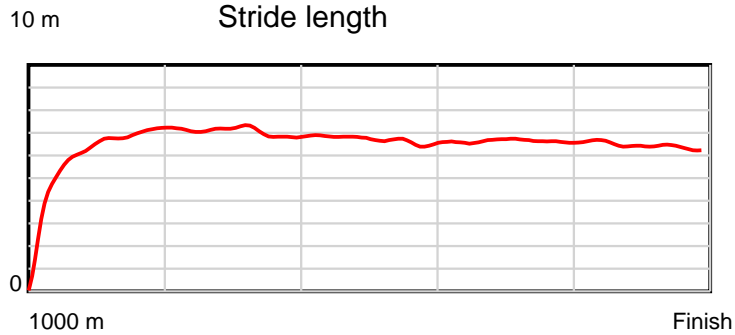
Disclaimer.

Tasracing Pty Ltd and Thoroughbred Ratings Pty Ltd accepts no responsibility for the completeness or accuracy of any of the information contained herein, and makes no representations about its suitability for any particular purpose. Users should make their own judgements about those matters and/or seek independent advice. You assume all risks associated with use of the data provided on this page.

Race Results

May 18, 2014, Race 3, 2UP MDN-SW, Distance 1000m, Spreyton - Offset 0m

Result	TAB no.	Horse (Barrier)	1000 to	800m to	600m to	400m to	200m to	Total or	Margin
12th	8	Rich Mantle (1)	800m	600m	400m	200m	WP	Average	
		Position in running (margin)	-	5(1.2)	5(1.6)	6(1.8)	12(7.8)		13.90
		Sectional time (s)	13.39	11.01	12.12	12.35	13.19		
		Cumulative time (s)	62.05	48.66	37.65	25.53	13.19	1:02.04	
		Speed (m/s)	14.94	18.17	16.50	16.19	15.16	16.12	
		Stride length (m)	5.82	7.10	6.58	6.63	6.45	6.49	
		Stride duration (s)	0.392	0.391	0.399	0.409	0.425	0.403	
		Stride efficiency (%)	52.92	78.81	67.61	68.70	65.07	65.82	
		Stride count	34.37	28.16	30.40	30.16	30.99	154.08	



Note: Horizontal distance axis grid lines are 200m furlongs.

Disclaimer.

Tasracing Pty Ltd and Thoroughbred Ratings Pty Ltd accepts no responsibility for the completeness or accuracy of any of the information contained herein, and makes no representations about its suitability for any particular purpose. Users should make their own judgements about those matters and/or seek independent advice. You assume all risks associated with use of the data provided on this page.