



Race Results

Tasmanian Racing Club, Hobart, May 21, 2014

Compilation date: May 22, 2014, 8:43:41 AM (EST)

Copyright © 2014 Tasracing Pty Ltd. All rights reserved.

Trademarks.

StrideMASTER is a registered trademark of Thoroughbred Ratings Pty Ltd.

Disclaimer.

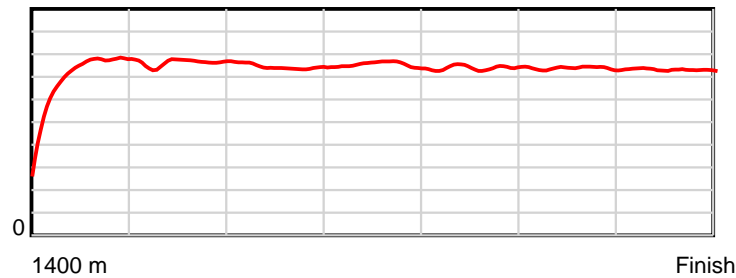
Tasracing Pty Ltd and Thoroughbred Ratings Pty Ltd accepts no responsibility for the completeness or accuracy of any of the information contained herein, and makes no representations about its suitability for any particular purpose. Users should make their own judgements about those matters and/or seek independent advice. You assume all risks associated with use of the data provided on this page.

Race Results

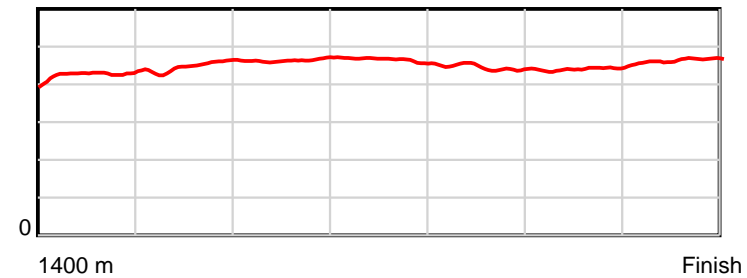
May 21, 2014, Race 3, 2UP MDN-SW, Distance 1400m, Elwick Course Proper - Offset 3m

Result	TAB no.	Horse (Barrier)	1400 to	1200m to	1000m to	800m to	600m to	400m to	200m to	Total or	Margin
1st	4	Left Ear (7)	1200m	1000m	800m	600m	400m	200m	WP	Average	
		Position in running (margin)	-	1(0.0)	2(1.0)	3(2.0)	1(0.0)	1(0.0)	1(0.0)		0.00
		Sectional time (s)	14.93	12.03	12.76	12.44	12.10	12.17	12.79		
		Cumulative time (s)	89.22	74.29	62.26	49.50	37.06	24.96	12.79	1:29.22	
		Speed (m/s)	13.40	16.63	15.67	16.08	16.53	16.43	15.64	15.69	
		Stride length (m)	5.62	7.46	7.27	7.47	7.33	7.25	7.26	7.03	
		Stride duration (s)	0.419	0.449	0.464	0.465	0.444	0.441	0.464	0.448	
		Stride efficiency (%)	49.30	86.86	82.70	87.20	84.06	82.11	82.34	77.26	
		Stride count	35.61	26.83	27.49	26.77	27.27	27.59	27.55	199.11	

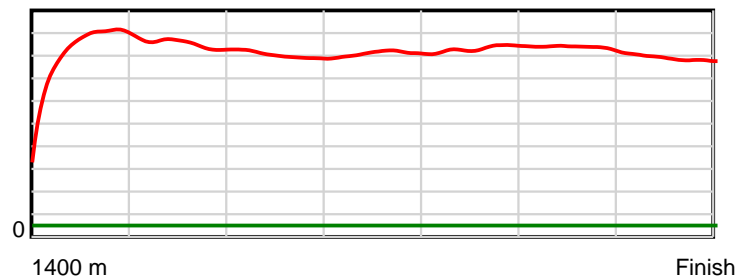
10 m Stride length



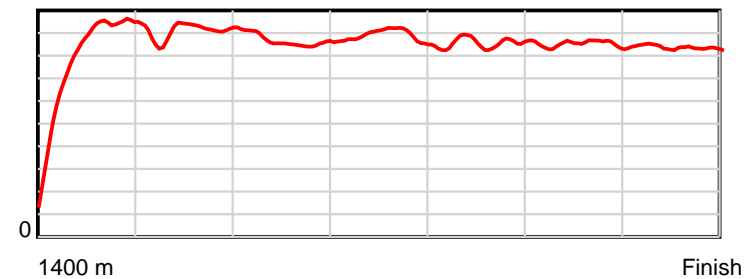
0.6 s Stride duration



20 m/sec Speed



100 % Stride efficiency



Note: Horizontal distance axis grid lines are 200m furlongs.

Disclaimer.

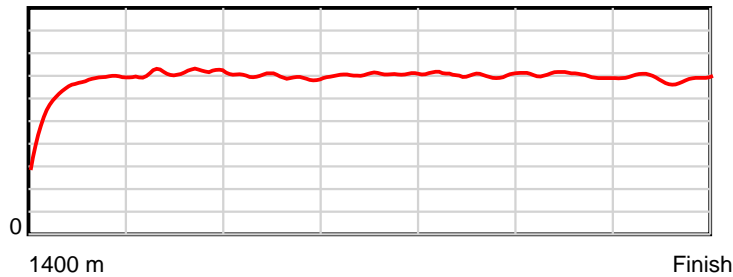
Tasracing Pty Ltd and Thoroughbred Ratings Pty Ltd accepts no responsibility for the completeness or accuracy of any of the information contained herein, and makes no representations about its suitability for any particular purpose. Users should make their own judgements about those matters and/or seek independent advice. You assume all risks associated with use of the data provided on this page.

Race Results

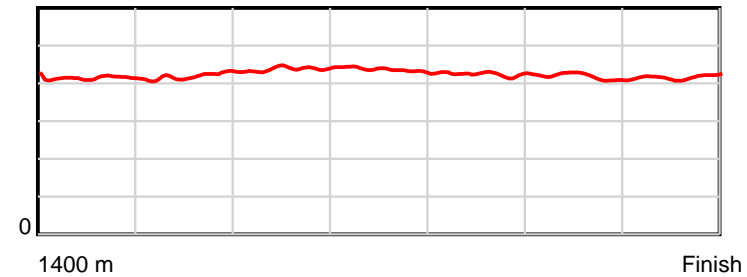
May 21, 2014, Race 3, 2UP MDN-SW, Distance 1400m, Elwick Course Proper - Offset 3m

Result	TAB no.	Horse (Barrier)	1400 to	1200m to	1000m to	800m to	600m to	400m to	200m to	Total or	Margin
2nd	3	Kings View (2)	1200m	1000m	800m	600m	400m	200m	WP	Average	
		Position in running (margin)	-	8(5.3)	9(5.5)	10(6.7)	9(4.8)	9(4.8)	5(4.1)		0.20
		Sectional time (s)	15.81	11.91	12.79	12.45	12.10	12.06	12.14		
		Cumulative time (s)	89.26	73.45	61.54	48.75	36.30	24.20	12.14	1:29.26	
		Speed (m/s)	12.65	16.79	15.64	16.06	16.53	16.58	16.47	15.68	
		Stride length (m)	5.33	7.03	6.86	6.99	7.01	6.92	6.89	6.66	
		Stride duration (s)	0.415	0.418	0.438	0.435	0.424	0.417	0.418	0.425	
		Stride efficiency (%)	44.45	77.12	73.46	76.37	76.71	74.75	74.18	69.29	
		Stride count	37.50	28.47	29.17	28.61	28.55	28.92	29.03	210.25	

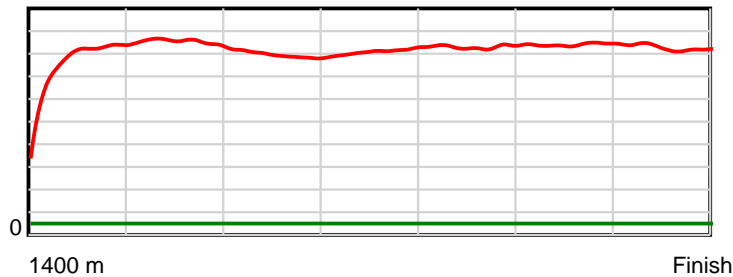
10 m Stride length



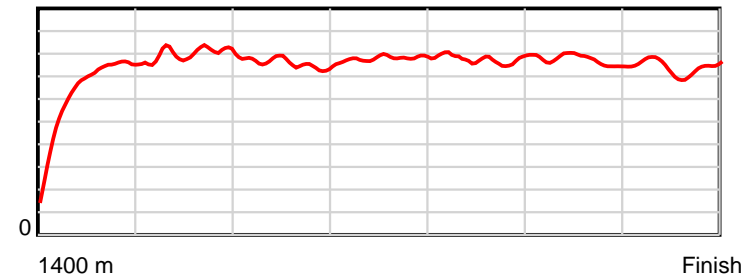
0.6 s Stride duration



20 m/sec Speed



100 % Stride efficiency



Note: Horizontal distance axis grid lines are 200m furlongs.

Disclaimer.

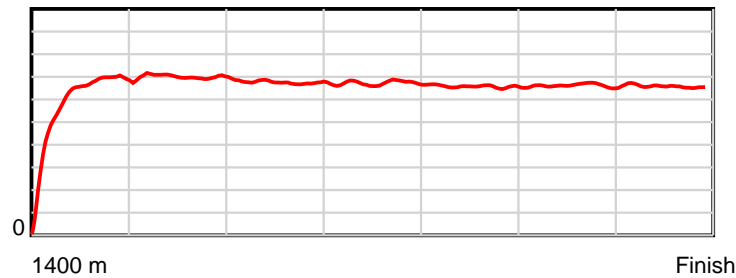
Tasracing Pty Ltd and Thoroughbred Ratings Pty Ltd accepts no responsibility for the completeness or accuracy of any of the information contained herein, and makes no representations about its suitability for any particular purpose. Users should make their own judgements about those matters and/or seek independent advice. You assume all risks associated with use of the data provided on this page.

Race Results

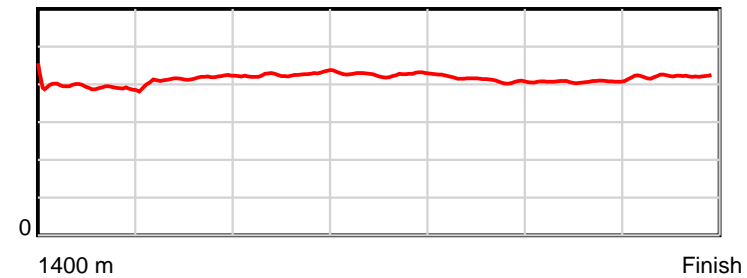
May 21, 2014, Race 3, 2UP MDN-SW, Distance 1400m, Elwick Course Proper - Offset 3m

Result	TAB no.	Horse (Barrier)	1400 to	1200m to	1000m to	800m to	600m to	400m to	200m to	Total or	Margin
3rd	14	Spirit of Nia (1)	1200m	1000m	800m	600m	400m	200m	WP	Average	
		Position in running (margin)	-	2(1.1)	1(0.0)	1(0.0)	2(0.1)	3(2.6)	2(0.7)		1.00
		Sectional time (s)	15.18	11.69	12.59	12.80	12.52	11.85	12.78		
		Cumulative time (s)	89.41	74.23	62.54	49.95	37.15	24.64	12.78	1:29.40	
		Speed (m/s)	13.17	17.11	15.89	15.62	15.97	16.88	15.65	15.66	
		Stride length (m)	5.21	7.11	6.78	6.67	6.59	6.87	6.60	6.49	
		Stride duration (s)	0.391	0.416	0.427	0.426	0.412	0.407	0.422	0.414	
		Stride efficiency (%)	42.35	79.05	71.77	69.44	67.84	73.68	68.11	65.76	
		Stride count	38.42	28.12	29.51	30.00	30.35	29.13	30.29	215.82	

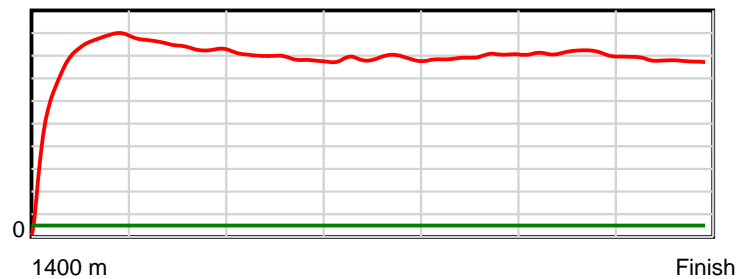
10 m Stride length



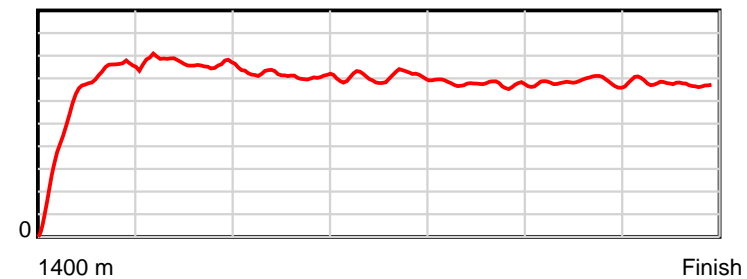
0.6 s Stride duration



20 m/sec Speed



100 % Stride efficiency



Note: Horizontal distance axis grid lines are 200m furlongs.

Disclaimer.

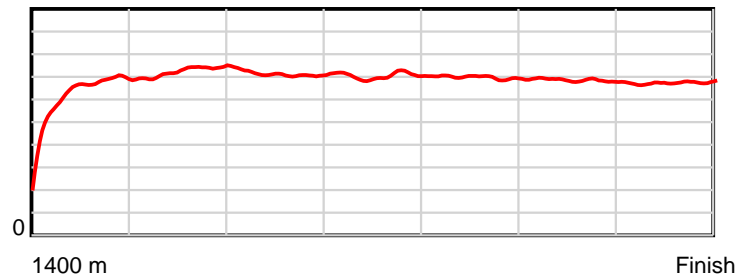
Tasracing Pty Ltd and Thoroughbred Ratings Pty Ltd accepts no responsibility for the completeness or accuracy of any of the information contained herein, and makes no representations about its suitability for any particular purpose. Users should make their own judgements about those matters and/or seek independent advice. You assume all risks associated with use of the data provided on this page.

Race Results

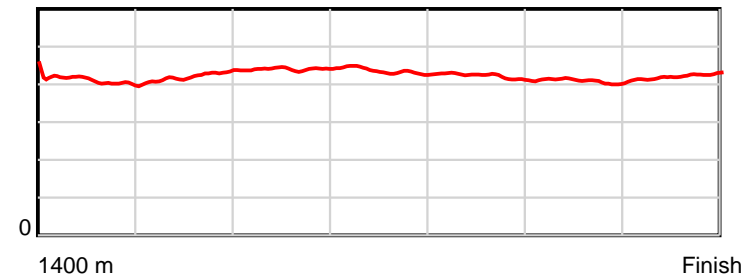
May 21, 2014, Race 3, 2UP MDN-SW, Distance 1400m, Elwick Course Proper - Offset 3m

Result	TAB no.	Horse (Barrier)	1400 to	1200m to	1000m to	800m to	600m to	400m to	200m to	Total or	Margin
4th	12	Long Lashes (3)	1200m	1000m	800m	600m	400m	200m	WP	Average	
		Position in running (margin)	-	7(5.2)	8(4.6)	8(4.8)	8(3.7)	7(4.7)	4(3.7)		1.80
		Sectional time (s)	15.88	11.77	12.63	12.59	12.26	12.02	12.43		
		Cumulative time (s)	89.57	73.69	61.93	49.29	36.70	24.45	12.43	1:29.56	
		Speed (m/s)	12.60	16.99	15.84	15.89	16.31	16.64	16.09	15.63	
		Stride length (m)	5.27	7.19	6.96	6.90	6.86	6.81	6.79	6.62	
		Stride duration (s)	0.416	0.423	0.440	0.435	0.420	0.409	0.422	0.423	
		Stride efficiency (%)	43.33	80.73	75.73	74.46	73.51	72.37	71.96	68.45	
		Stride count	37.98	27.83	28.73	28.97	29.16	29.39	29.47	211.53	

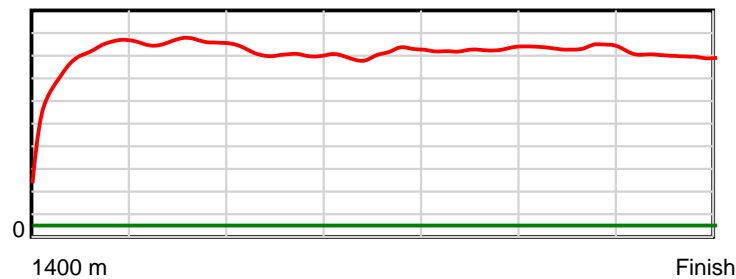
10 m Stride length



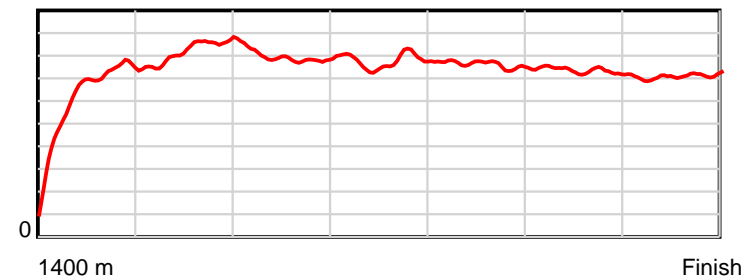
0.6 s Stride duration



20 m/sec Speed



100 % Stride efficiency



Note: Horizontal distance axis grid lines are 200m furlongs.

Disclaimer.

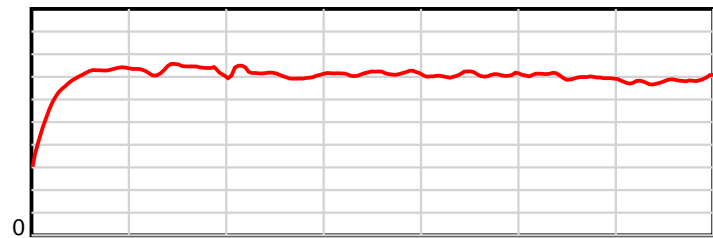
Tasracing Pty Ltd and Thoroughbred Ratings Pty Ltd accepts no responsibility for the completeness or accuracy of any of the information contained herein, and makes no representations about its suitability for any particular purpose. Users should make their own judgements about those matters and/or seek independent advice. You assume all risks associated with use of the data provided on this page.

Race Results

May 21, 2014, Race 3, 2UP MDN-SW, Distance 1400m, Elwick Course Proper - Offset 3m

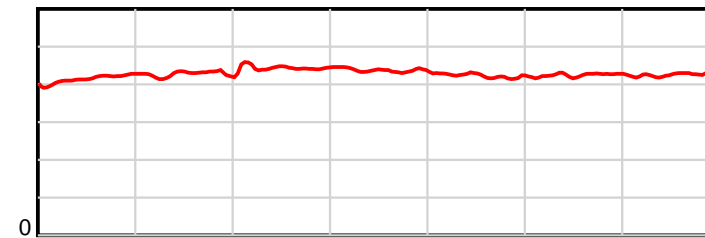
Result	TAB no.	Horse (Barrier)	1400 to	1200m to	1000m to	800m to	600m to	400m to	200m to	Total or	Margin
5th	9	Barbara's Girl (8)	1200m	1000m	800m	600m	400m	200m	WP	Average	
		Position in running (margin)	-	6(3.3)	6(3.4)	7(4.7)	5(2.1)	2(2.3)	6(4.3)		2.30
		Sectional time (s)	15.39	11.88	12.80	12.34	12.15	12.50	12.60		
		Cumulative time (s)	89.66	74.27	62.39	49.59	37.25	25.10	12.60	1:29.65	
		Speed (m/s)	12.99	16.84	15.62	16.21	16.46	16.00	15.87	15.61	
		Stride length (m)	5.26	7.14	6.90	7.07	6.91	6.80	6.80	6.63	
		Stride duration (s)	0.409	0.424	0.441	0.436	0.420	0.425	0.428	0.425	
		Stride efficiency (%)	43.23	79.55	74.30	78.03	74.60	72.23	72.18	68.70	
		Stride count	38.02	28.03	29.00	28.30	28.95	29.42	29.43	211.15	

10 m Stride length



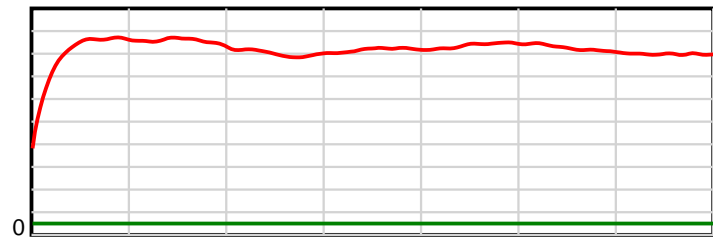
1400 m Finish

0.6 s Stride duration



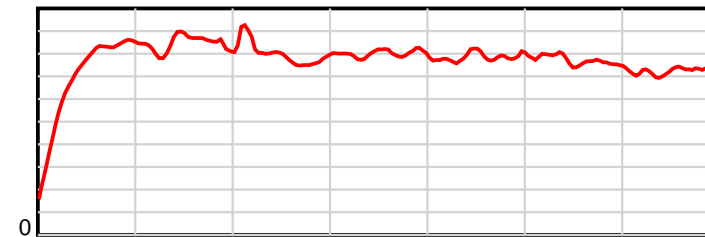
1400 m Finish

20 m/sec Speed



1400 m Finish

100 % Stride efficiency



1400 m Finish

Note: Horizontal distance axis grid lines are 200m furlongs.

Disclaimer.

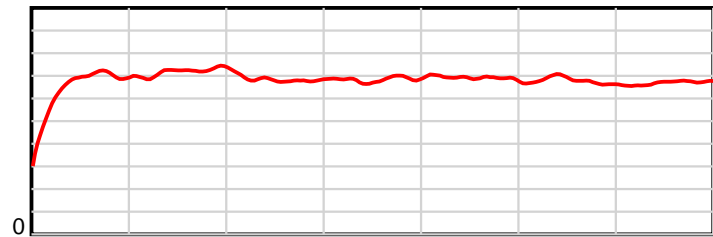
Tasracing Pty Ltd and Thoroughbred Ratings Pty Ltd accepts no responsibility for the completeness or accuracy of any of the information contained herein, and makes no representations about its suitability for any particular purpose. Users should make their own judgements about those matters and/or seek independent advice. You assume all risks associated with use of the data provided on this page.

Race Results

May 21, 2014, Race 3, 2UP MDN-SW, Distance 1400m, Elwick Course Proper - Offset 3m

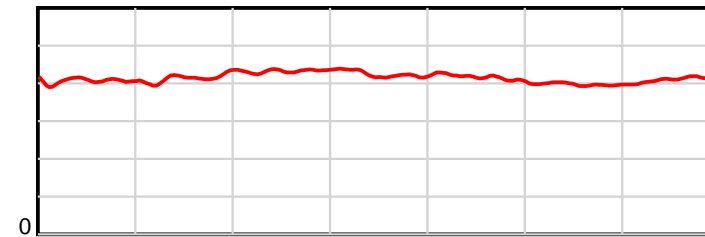
Result	TAB no.	Horse (Barrier)	1400 to	1200m to	1000m to	800m to	600m to	400m to	200m to	Total or	Margin
6th	5	Mr Keith (11)	1200m	1000m	800m	600m	400m	200m	WP	Average	
		Position in running (margin)	-	10(7.5)	11(6.0)	11(7.0)	10(5.4)	10(6.2)	7(4.4)		2.50
		Sectional time (s)	16.35	11.61	12.76	12.50	12.23	11.87	12.37		
		Cumulative time (s)	89.70	73.35	61.73	48.98	36.48	24.24	12.37	1:29.70	
		Speed (m/s)	12.23	17.23	15.67	16.00	16.35	16.85	16.17	15.61	
		Stride length (m)	5.34	7.17	6.78	6.77	6.76	6.69	6.67	6.55	
		Stride duration (s)	0.410	0.416	0.433	0.423	0.414	0.397	0.413	0.420	
		Stride efficiency (%)	44.64	80.26	71.87	71.70	71.46	70.01	69.59	67.02	
		Stride count	37.42	27.91	29.49	29.53	29.58	29.88	29.97	213.78	

10 m Stride length



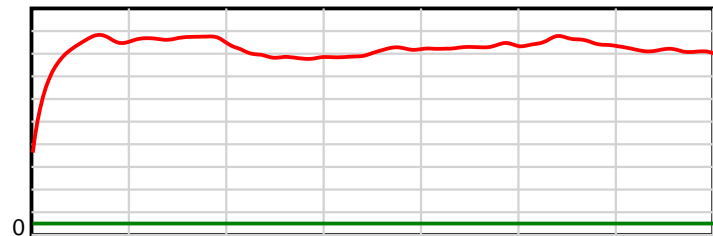
1400 m Finish

0.6 s Stride duration



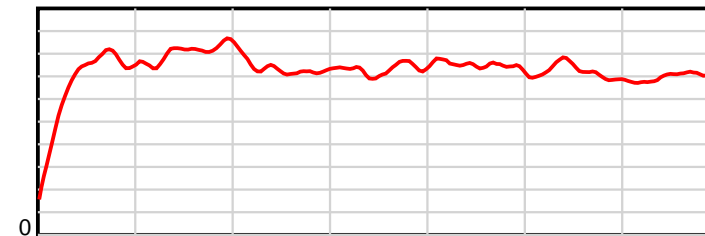
1400 m Finish

20 m/sec Speed



1400 m Finish

100 % Stride efficiency



1400 m Finish

Note: Horizontal distance axis grid lines are 200m furlongs.

Disclaimer.

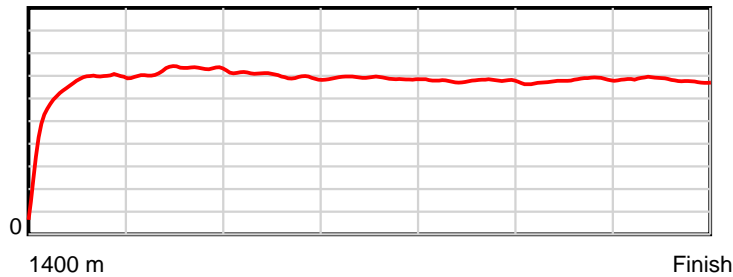
Tasracing Pty Ltd and Thoroughbred Ratings Pty Ltd accepts no responsibility for the completeness or accuracy of any of the information contained herein, and makes no representations about its suitability for any particular purpose. Users should make their own judgements about those matters and/or seek independent advice. You assume all risks associated with use of the data provided on this page.

Race Results

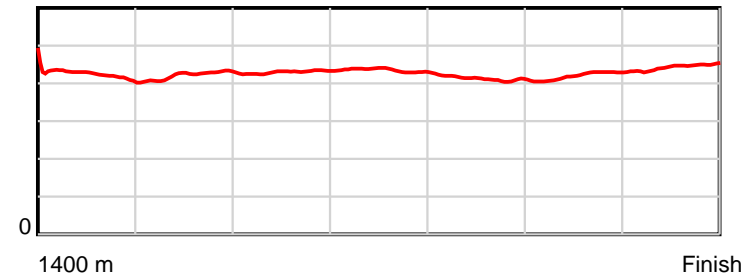
May 21, 2014, Race 3, 2UP MDN-SW, Distance 1400m, Elwick Course Proper - Offset 3m

Result	TAB no.	Horse (Barrier)	1400 to	1200m to	1000m to	800m to	600m to	400m to	200m to	Total or	Margin
7th	13	Novaell (9)	1200m	1000m	800m	600m	400m	200m	WP	Average	
		Position in running (margin)	-	9(6.2)	7(4.2)	4(2.8)	4(2.0)	5(3.0)	3(3.7)		5.50
		Sectional time (s)	16.22	11.52	12.37	12.64	12.26	12.29	12.98		
		Cumulative time (s)	90.28	74.06	62.54	50.17	37.53	25.27	12.98	1:30.28	
		Speed (m/s)	12.33	17.36	16.17	15.82	16.31	16.27	15.41	15.51	
		Stride length (m)	5.47	7.34	6.96	6.88	6.72	6.85	6.84	6.67	
		Stride duration (s)	0.433	0.423	0.430	0.435	0.412	0.421	0.444	0.430	
		Stride efficiency (%)	46.80	84.13	75.66	73.92	70.52	73.41	73.15	69.58	
		Stride count	36.55	27.26	28.74	29.08	29.77	29.18	29.23	209.81	

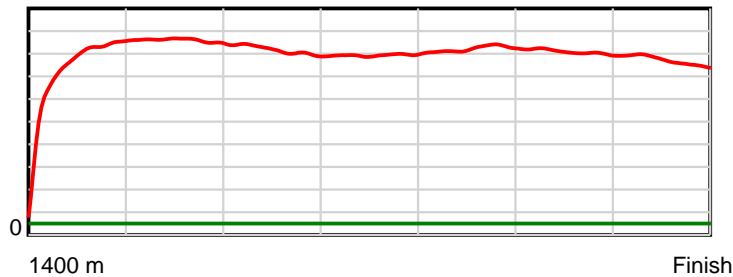
10 m Stride length



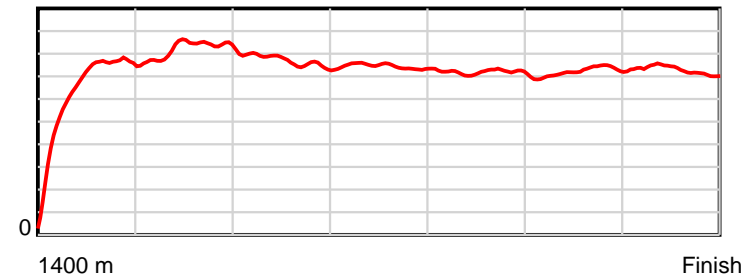
0.6 s Stride duration



20 m/sec Speed



100 % Stride efficiency



Note: Horizontal distance axis grid lines are 200m furlongs.

Disclaimer.

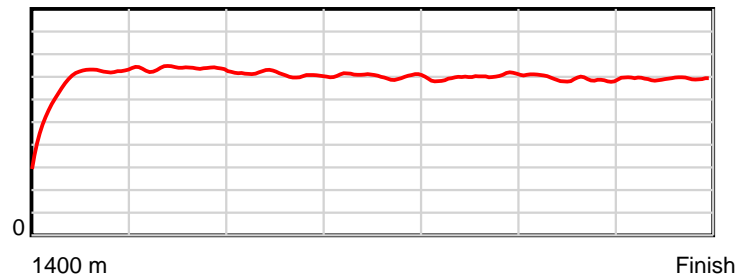
Tasracing Pty Ltd and Thoroughbred Ratings Pty Ltd accepts no responsibility for the completeness or accuracy of any of the information contained herein, and makes no representations about its suitability for any particular purpose. Users should make their own judgements about those matters and/or seek independent advice. You assume all risks associated with use of the data provided on this page.

Race Results

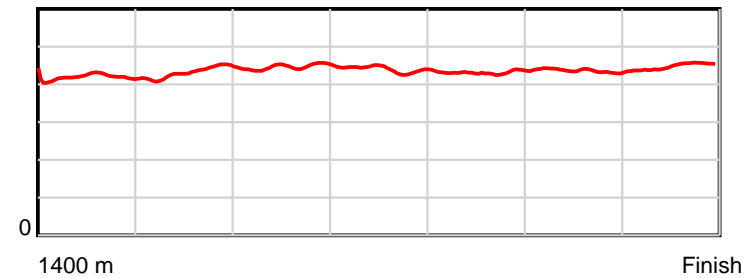
May 21, 2014, Race 3, 2UP MDN-SW, Distance 1400m, Elwick Course Proper - Offset 3m

Result	TAB no.	Horse (Barrier)	1400 to	1200m to	1000m to	800m to	600m to	400m to	200m to	Total or	Margin
8th	7	Rangaondarun (6)	1200m	1000m	800m	600m	400m	200m	WP	Average	
		Position in running (margin)	-	4(2.3)	5(3.0)	6(3.7)	7(2.4)	6(3.5)	10(6.0)		5.70
		Sectional time (s)	15.37	11.98	12.71	12.56	12.28	12.58	12.83		
		Cumulative time (s)	90.32	74.95	62.97	50.26	37.70	25.42	12.83	1:30.31	
		Speed (m/s)	13.01	16.69	15.74	15.92	16.29	15.90	15.59	15.50	
		Stride length (m)	5.58	7.23	7.03	7.00	7.01	6.93	6.99	6.78	
		Stride duration (s)	0.425	0.433	0.447	0.440	0.430	0.436	0.448	0.437	
		Stride efficiency (%)	48.70	81.64	77.14	76.55	76.73	75.12	76.26	71.78	
		Stride count	35.83	27.67	28.46	28.58	28.54	28.85	28.63	206.56	

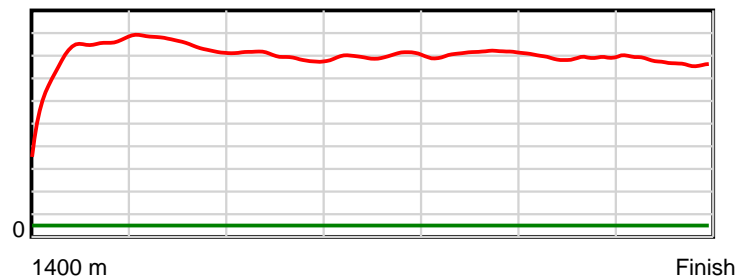
10 m Stride length



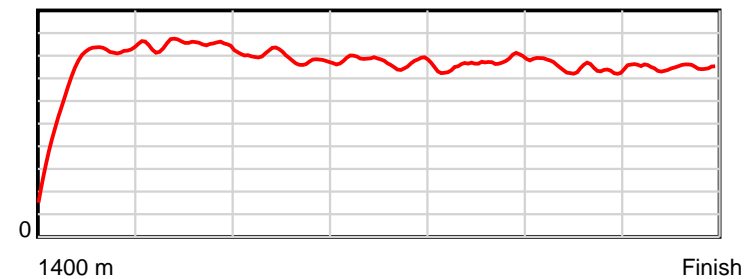
0.6 s Stride duration



20 m/sec Speed



100 % Stride efficiency



Note: Horizontal distance axis grid lines are 200m furlongs.

Disclaimer.

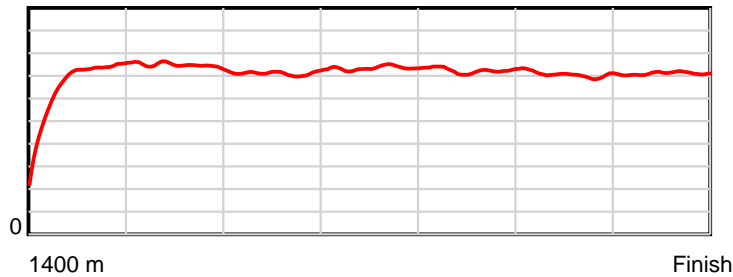
Tasracing Pty Ltd and Thoroughbred Ratings Pty Ltd accepts no responsibility for the completeness or accuracy of any of the information contained herein, and makes no representations about its suitability for any particular purpose. Users should make their own judgements about those matters and/or seek independent advice. You assume all risks associated with use of the data provided on this page.

Race Results

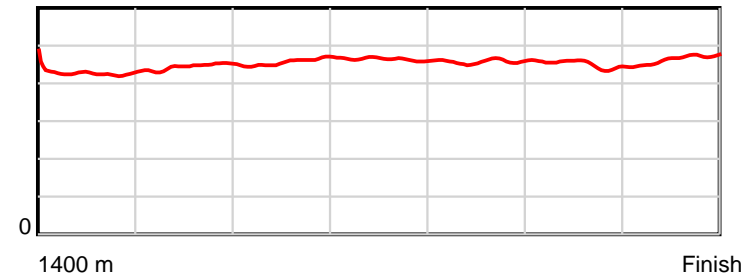
May 21, 2014, Race 3, 2UP MDN-SW, Distance 1400m, Elwick Course Proper - Offset 3m

Result	TAB no.	Horse (Barrier)	1400 to	1200m to	1000m to	800m to	600m to	400m to	200m to	Total or	Margin
9th	8	Victory Medal (5)	1200m	1000m	800m	600m	400m	200m	WP	Average	
		Position in running (margin)	-	5(2.7)	4(2.8)	5(3.5)	6(2.1)	8(4.7)	9(6.0)		7.20
		Sectional time (s)	15.63	11.88	12.70	12.54	12.54	12.38	12.95		
		Cumulative time (s)	90.62	74.99	63.11	50.41	37.87	25.33	12.95	1:30.62	
		Speed (m/s)	12.80	16.84	15.75	15.95	15.95	16.16	15.44	15.45	
		Stride length (m)	5.65	7.50	7.21	7.39	7.29	7.26	7.21	7.01	
		Stride duration (s)	0.428	0.445	0.458	0.463	0.457	0.449	0.467	0.454	
		Stride efficiency (%)	49.84	87.82	81.18	85.35	83.01	82.39	81.18	76.85	
		Stride count	35.41	26.68	27.75	27.06	27.44	27.54	27.75	199.63	

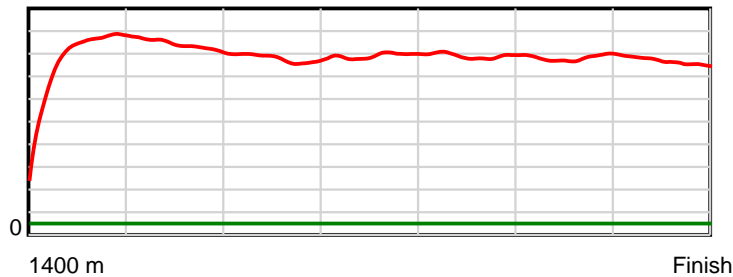
10 m Stride length



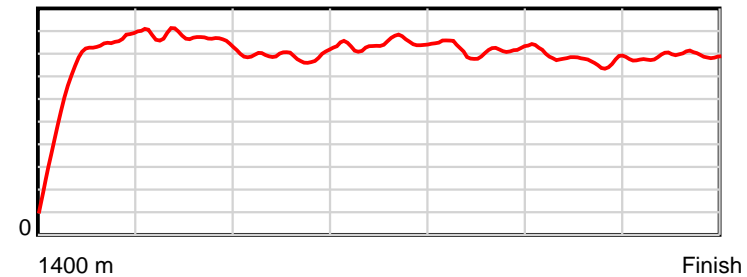
0.6 s Stride duration



20 m/sec Speed



100 % Stride efficiency



Note: Horizontal distance axis grid lines are 200m furlongs.

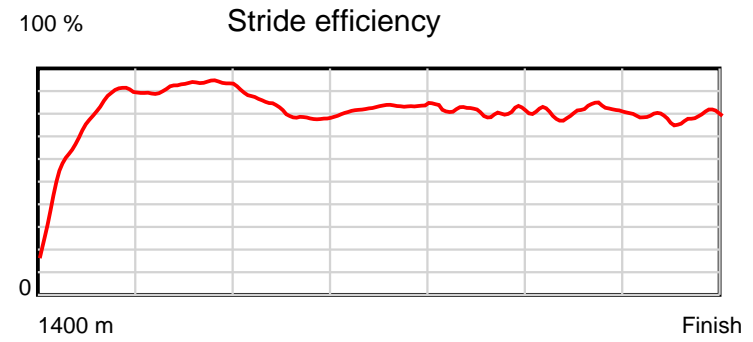
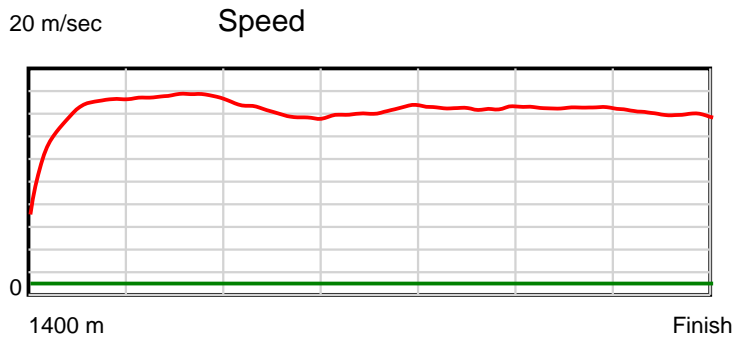
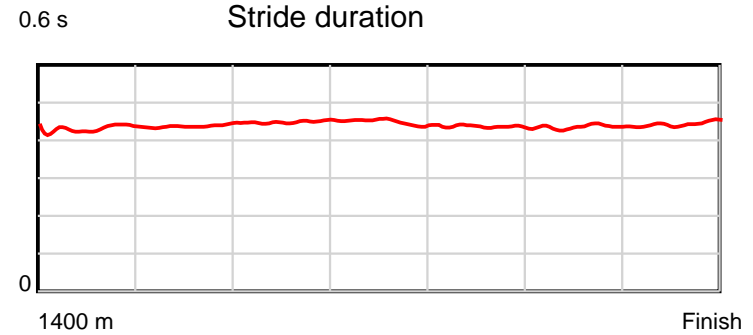
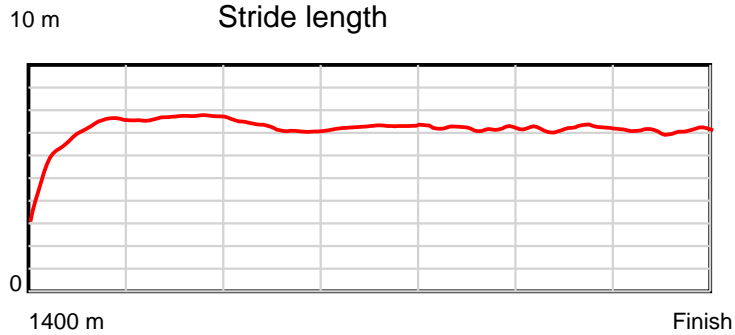
Disclaimer.

Tasracing Pty Ltd and Thoroughbred Ratings Pty Ltd accepts no responsibility for the completeness or accuracy of any of the information contained herein, and makes no representations about its suitability for any particular purpose. Users should make their own judgements about those matters and/or seek independent advice. You assume all risks associated with use of the data provided on this page.

Race Results

May 21, 2014, Race 3, 2UP MDN-SW, Distance 1400m, Elwick Course Proper - Offset 3m

Result	TAB no.	Horse (Barrier)	1400 to	1200m to	1000m to	800m to	600m to	400m to	200m to	Total or	Margin
10th	6	Musket Shot (12)	1200m	1000m	800m	600m	400m	200m	WP	Average	
		Position in running (margin)	-	11(7.6)	10(6.0)	9(6.5)	11(5.7)	11(7.3)	11(8.3)		7.70
		Sectional time (s)	16.48	11.60	12.67	12.64	12.38	12.33	12.63		
		Cumulative time (s)	90.72	74.24	62.65	49.97	37.34	24.96	12.63	1:30.72	
		Speed (m/s)	12.14	17.24	15.79	15.82	16.16	16.22	15.84	15.43	
		Stride length (m)	5.36	7.55	7.09	7.10	7.02	7.07	7.04	6.82	
		Stride duration (s)	0.430	0.438	0.449	0.448	0.435	0.436	0.444	0.442	
		Stride efficiency (%)	44.88	89.15	78.45	78.70	77.11	78.06	77.44	72.60	
		Stride count	37.32	26.48	28.23	28.18	28.47	28.30	28.41	205.39	



Note: Horizontal distance axis grid lines are 200m furlongs.

Disclaimer.

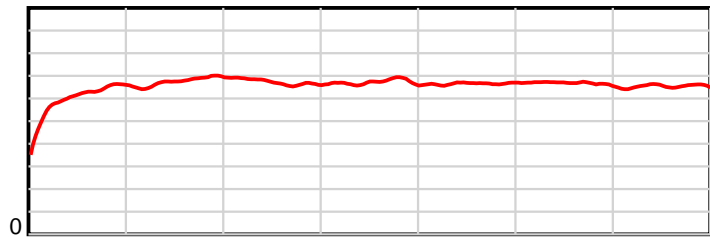
Tasracing Pty Ltd and Thoroughbred Ratings Pty Ltd accepts no responsibility for the completeness or accuracy of any of the information contained herein, and makes no representations about its suitability for any particular purpose. Users should make their own judgements about those matters and/or seek independent advice. You assume all risks associated with use of the data provided on this page.

Race Results

May 21, 2014, Race 3, 2UP MDN-SW, Distance 1400m, Elwick Course Proper - Offset 3m

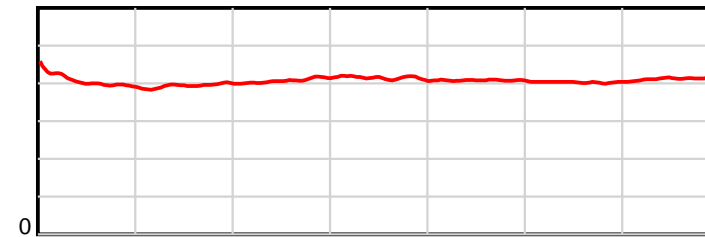
Result	TAB no.	Horse (Barrier)	1400 to	1200m to	1000m to	800m to	600m to	400m to	200m to	Total or	Margin
11th	11	Gee Gee Miss T... (14)	1200m	1000m	800m	600m	400m	200m	WP	Average	
		Position in running (margin)	-	13(10.3)	12(9.6)	12(8.0)	13(6.7)	12(7.8)	12(8.5)		7.80
		Sectional time (s)	16.75	11.73	12.32	12.56	12.30	12.28	12.79		
		Cumulative time (s)	90.74	73.99	62.25	49.93	37.37	25.07	12.79	1:30.73	
		Speed (m/s)	11.94	17.05	16.23	15.92	16.26	16.29	15.64	15.43	
		Stride length (m)	5.12	6.73	6.62	6.59	6.63	6.56	6.46	6.34	
		Stride duration (s)	0.417	0.395	0.408	0.414	0.408	0.403	0.413	0.411	
		Stride efficiency (%)	40.95	70.69	68.55	67.96	68.71	67.26	65.18	62.74	
		Stride count	39.07	29.74	30.20	30.33	30.16	30.48	30.97	220.95	

10 m Stride length



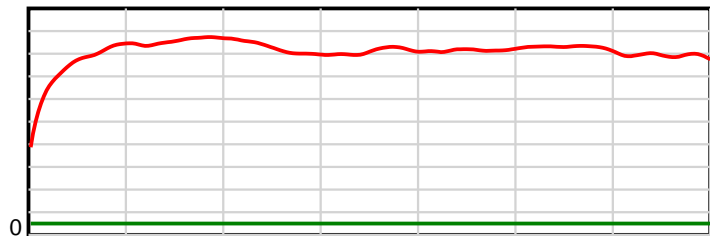
1400 m Finish

0.6 s Stride duration



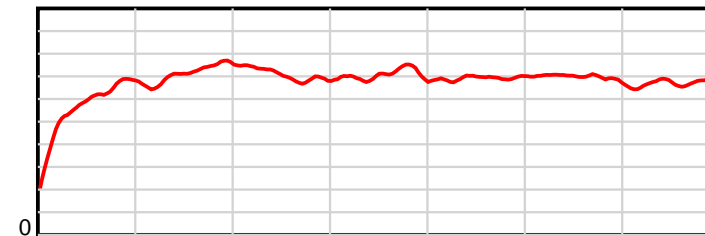
1400 m Finish

20 m/sec Speed



1400 m Finish

100 % Stride efficiency



1400 m Finish

Note: Horizontal distance axis grid lines are 200m furlongs.

Disclaimer.

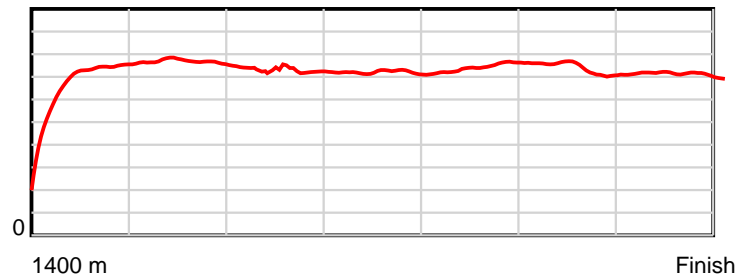
Tasracing Pty Ltd and Thoroughbred Ratings Pty Ltd accepts no responsibility for the completeness or accuracy of any of the information contained herein, and makes no representations about its suitability for any particular purpose. Users should make their own judgements about those matters and/or seek independent advice. You assume all risks associated with use of the data provided on this page.

Race Results

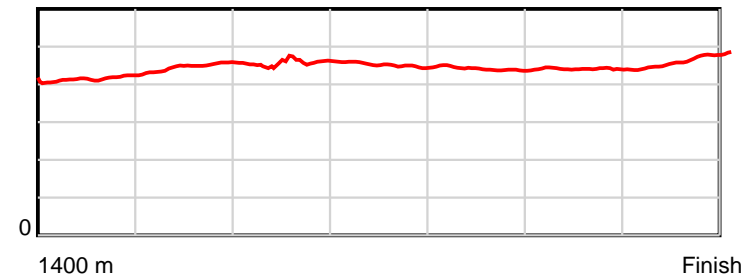
May 21, 2014, Race 3, 2UP MDN-SW, Distance 1400m, Elwick Course Proper - Offset 3m

Result	TAB no.	Horse (Barrier)	1400 to	1200m to	1000m to	800m to	600m to	400m to	200m to	Total or	Margin
12th	2	Game of Throne... (4)	1200m	1000m	800m	600m	400m	200m	WP	Average	
		Position in running (margin)	-	3(1.6)	3(1.2)	2(1.8)	3(0.8)	4(2.8)	8(5.5)		10.10
		Sectional time (s)	15.88	11.80	12.68	12.60	12.44	12.62	13.16		
		Cumulative time (s)	91.19	75.31	63.51	50.82	38.22	25.78	13.16	1:31.19	
		Speed (m/s)	12.59	16.95	15.77	15.87	16.08	15.85	15.20	15.35	
		Stride length (m)	5.44	7.60	6.77	7.15	7.09	6.98	7.10	6.81	
		Stride duration (s)	0.418	0.449	0.430	0.451	0.441	0.440	0.467	0.444	
		Stride efficiency (%)	46.32	90.28	71.67	79.93	78.49	76.05	78.85	72.47	
		Stride count	36.73	26.31	29.53	27.96	28.22	28.67	28.16	205.58	

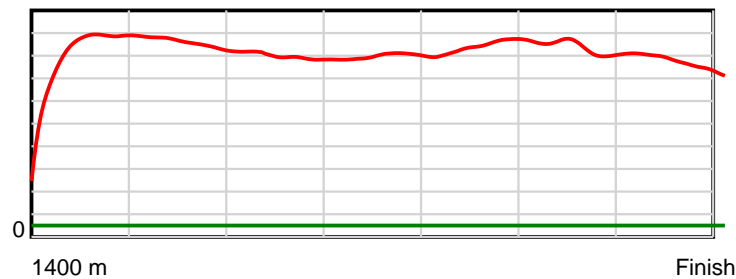
10 m Stride length



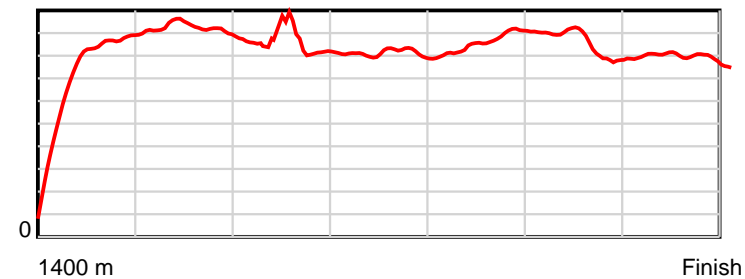
0.6 s Stride duration



20 m/sec Speed



100 % Stride efficiency



Note: Horizontal distance axis grid lines are 200m furlongs.

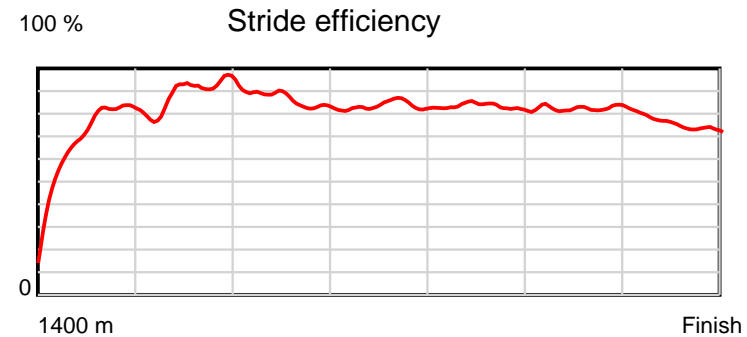
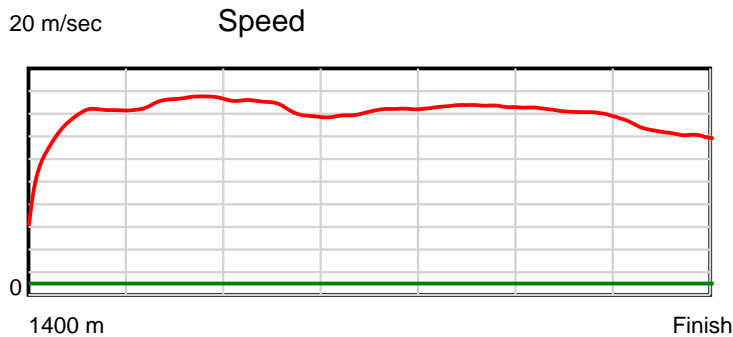
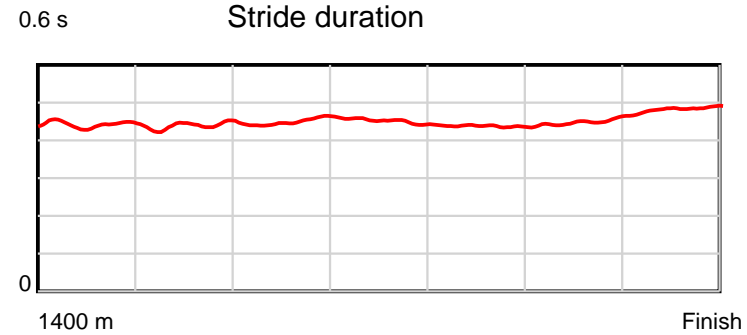
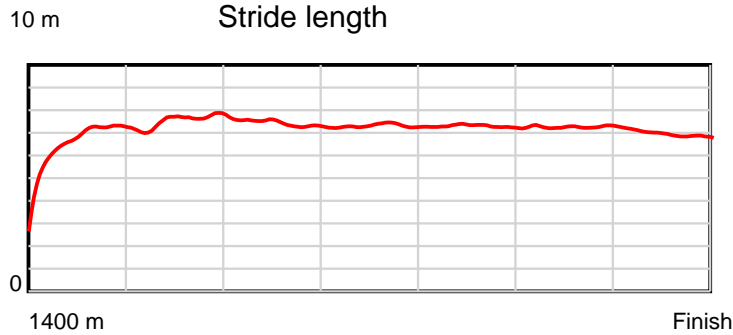
Disclaimer.

Tasracing Pty Ltd and Thoroughbred Ratings Pty Ltd accepts no responsibility for the completeness or accuracy of any of the information contained herein, and makes no representations about its suitability for any particular purpose. Users should make their own judgements about those matters and/or seek independent advice. You assume all risks associated with use of the data provided on this page.

Race Results

May 21, 2014, Race 3, 2UP MDN-SW, Distance 1400m, Elwick Course Proper - Offset 3m

Result	TAB no.	Horse (Barrier)	1400 to	1200m to	1000m to	800m to	600m to	400m to	200m to	Total or	Margin
13th	1	Beurre Bosc (13)	1200m	1000m	800m	600m	400m	200m	WP	Average	
		Position in running (margin)	-	12(9.9)	13(9.6)	14(8.5)	14(7.3)	14(8.8)	13(11.5)		22.40
		Sectional time (s)	17.68	11.81	12.41	12.57	12.37	12.61	14.27		
		Cumulative time (s)	93.72	76.04	64.23	51.82	39.25	26.88	14.27	1:33.72	
		Speed (m/s)	11.31	16.93	16.12	15.91	16.17	15.86	14.02	14.94	
		Stride length (m)	5.59	7.43	7.26	7.16	7.06	7.15	6.79	6.87	
		Stride duration (s)	0.442	0.439	0.451	0.450	0.437	0.451	0.485	0.460	
		Stride efficiency (%)	48.87	86.35	82.40	80.21	77.98	79.85	72.13	73.71	
		Stride count	35.76	26.90	27.54	27.91	28.31	27.98	29.44	203.84	



Note: Horizontal distance axis grid lines are 200m furlongs.

Disclaimer.

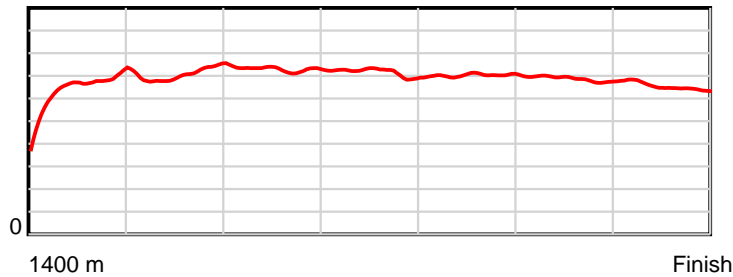
Tasracing Pty Ltd and Thoroughbred Ratings Pty Ltd accepts no responsibility for the completeness or accuracy of any of the information contained herein, and makes no representations about its suitability for any particular purpose. Users should make their own judgements about those matters and/or seek independent advice. You assume all risks associated with use of the data provided on this page.

Race Results

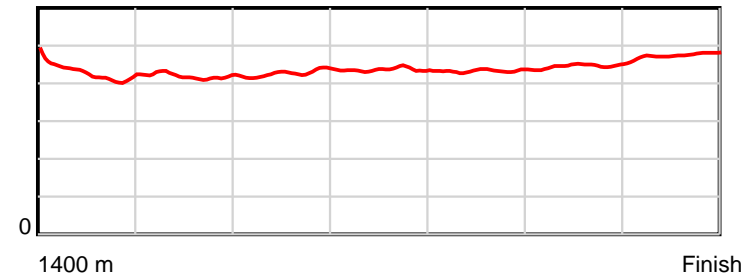
May 21, 2014, Race 3, 2UP MDN-SW, Distance 1400m, Elwick Course Proper - Offset 3m

Result	TAB no.	Horse (Barrier)	1400 to	1200m to	1000m to	800m to	600m to	400m to	200m to	Total or	Margin
14th	10	Foxy Minx (10)	1200m	1000m	800m	600m	400m	200m	WP	Average	
		Position in running (margin)	-	14(10.5)	14(11.8)	13(8.1)	12(6.1)	13(8.3)	14(14.4)		29.90
		Sectional time (s)	18.19	12.08	11.98	12.43	12.46	13.20	14.98		
		Cumulative time (s)	95.33	77.14	65.06	53.08	40.65	28.19	14.98	1:35.33	
		Speed (m/s)	11.00	16.56	16.69	16.09	16.05	15.15	13.35	14.69	
		Stride length (m)	5.41	6.93	7.13	7.01	6.95	6.77	6.35	6.60	
		Stride duration (s)	0.437	0.419	0.427	0.436	0.433	0.447	0.476	0.449	
		Stride efficiency (%)	45.72	75.07	79.52	76.81	75.39	71.53	63.10	68.00	
		Stride count	36.98	28.86	28.04	28.53	28.79	29.56	31.47	212.23	

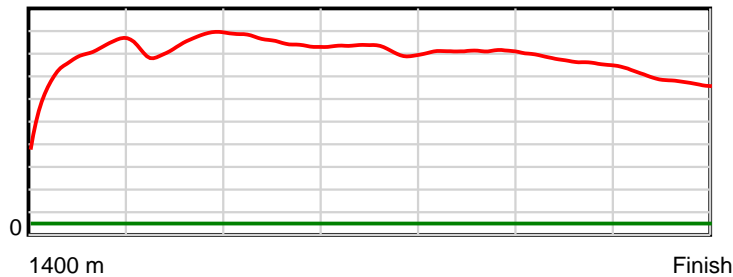
10 m Stride length



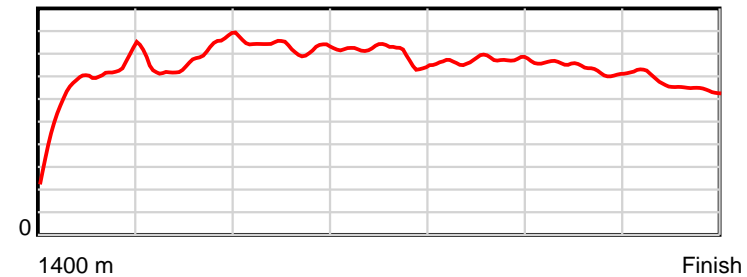
0.6 s Stride duration



20 m/sec Speed



100 % Stride efficiency



Note: Horizontal distance axis grid lines are 200m furlongs.

Disclaimer.

Tasracing Pty Ltd and Thoroughbred Ratings Pty Ltd accepts no responsibility for the completeness or accuracy of any of the information contained herein, and makes no representations about its suitability for any particular purpose. Users should make their own judgements about those matters and/or seek independent advice. You assume all risks associated with use of the data provided on this page.