



Race Results

Tasmanian Racing Club, Hobart, May 21, 2014

Compilation date: May 22, 2014, 8:45:27 AM (EST)

Copyright © 2014 Tasracing Pty Ltd. All rights reserved.

Trademarks.

StrideMASTER is a registered trademark of Thoroughbred Ratings Pty Ltd.

Disclaimer.

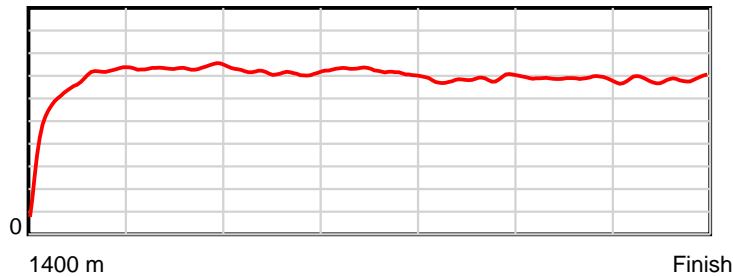
Tasracing Pty Ltd and Thoroughbred Ratings Pty Ltd accepts no responsibility for the completeness or accuracy of any of the information contained herein, and makes no representations about its suitability for any particular purpose. Users should make their own judgements about those matters and/or seek independent advice. You assume all risks associated with use of the data provided on this page.

Race Results

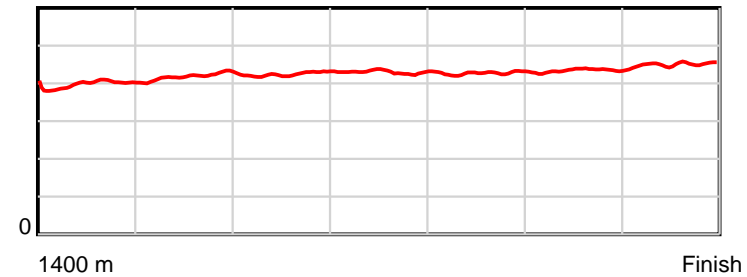
May 21, 2014, Race 5, CL2, Distance 1400m, Elwick Course Proper - Offset 3m

Result	TAB no.	Horse (Barrier)	1400 to	1200m to	1000m to	800m to	600m to	400m to	200m to	Total or	Margin
1st	3	Lander Dollar (5)	1200m	1000m	800m	600m	400m	200m	WP	Average	
		Position in running (margin)	-	2(0.0)	1(0.0)	1(0.0)	1(0.0)	1(0.0)	1(0.0)		0.00
		Sectional time (s)	14.79	11.22	11.82	11.96	12.31	12.74	13.00		
		Cumulative time (s)	87.85	73.06	61.84	50.02	38.06	25.75	13.00	1:27.84	
		Speed (m/s)	13.52	17.83	16.92	16.72	16.25	15.70	15.38	15.94	
		Stride length (m)	5.34	7.48	7.17	7.17	6.94	6.80	6.93	6.76	
		Stride duration (s)	0.395	0.419	0.424	0.429	0.427	0.434	0.451	0.424	
		Stride efficiency (%)	44.56	87.36	80.28	80.31	75.23	72.32	75.12	71.42	
		Stride count	37.46	26.75	27.90	27.90	28.83	29.40	28.85	207.09	

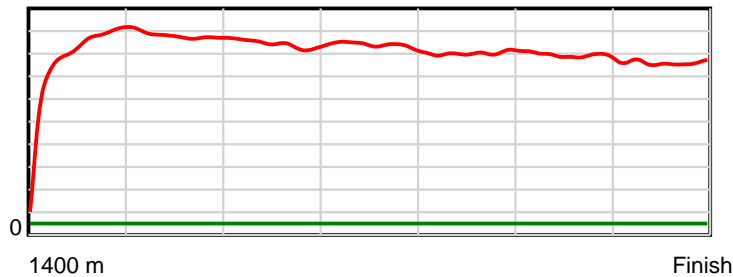
10 m Stride length



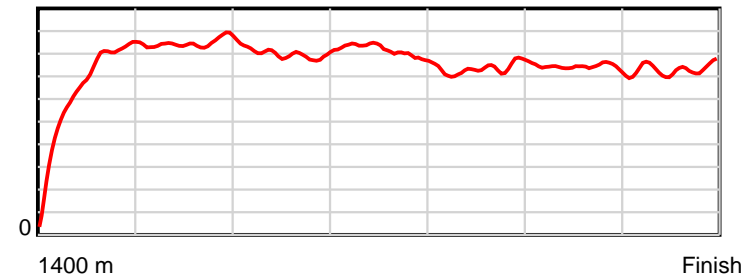
0.6 s Stride duration



20 m/sec Speed



100 % Stride efficiency



Note: Horizontal distance axis grid lines are 200m furlongs.

Disclaimer.

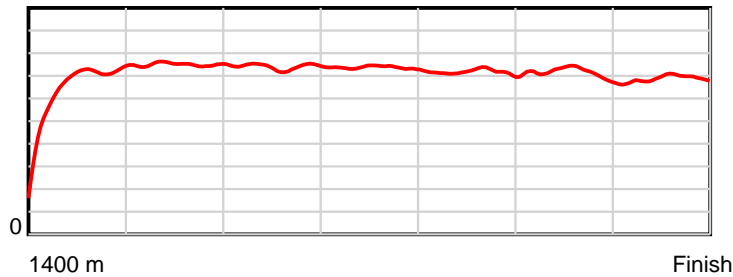
Tasracing Pty Ltd and Thoroughbred Ratings Pty Ltd accepts no responsibility for the completeness or accuracy of any of the information contained herein, and makes no representations about its suitability for any particular purpose. Users should make their own judgements about those matters and/or seek independent advice. You assume all risks associated with use of the data provided on this page.

Race Results

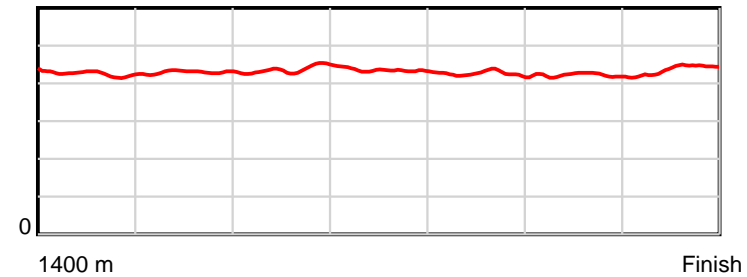
May 21, 2014, Race 5, CL2, Distance 1400m, Elwick Course Proper - Offset 3m

Result	TAB no.	Horse (Barrier)	1400 to	1200m to	1000m to	800m to	600m to	400m to	200m to	Total or	Margin
2nd	2	Vigilante (7)	1200m	1000m	800m	600m	400m	200m	WP	Average	
		Position in running (margin)	-	8(5.3)	8(7.1)	9(7.6)	8(7.7)	8(5.5)	3(1.0)		2.50
		Sectional time (s)	16.14	11.52	11.91	11.98	11.95	11.99	12.84		
		Cumulative time (s)	88.32	72.18	60.66	48.75	36.77	24.82	12.84	1:28.31	
		Speed (m/s)	12.39	17.36	16.79	16.69	16.74	16.68	15.58	15.85	
		Stride length (m)	5.25	7.46	7.35	7.24	7.12	7.03	6.81	6.81	
		Stride duration (s)	0.425	0.429	0.438	0.434	0.425	0.421	0.437	0.430	
		Stride efficiency (%)	43.08	86.88	84.44	81.91	79.26	77.29	72.50	72.44	
		Stride count	38.09	26.82	27.21	27.62	28.08	28.44	29.36	205.62	

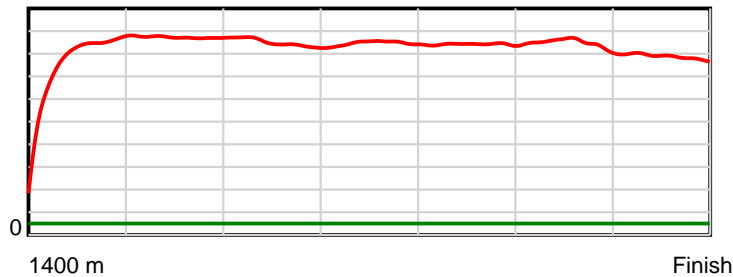
10 m Stride length



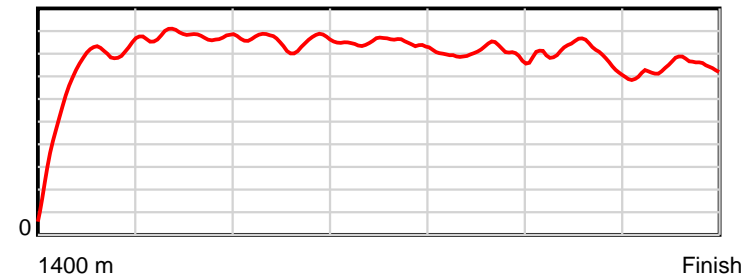
0.6 s Stride duration



20 m/sec Speed



100 % Stride efficiency



Note: Horizontal distance axis grid lines are 200m furlongs.

Disclaimer.

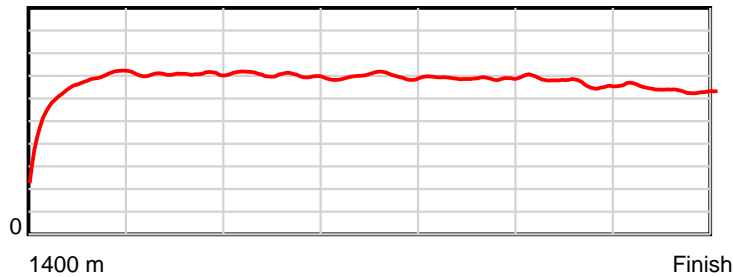
Tasracing Pty Ltd and Thoroughbred Ratings Pty Ltd accepts no responsibility for the completeness or accuracy of any of the information contained herein, and makes no representations about its suitability for any particular purpose. Users should make their own judgements about those matters and/or seek independent advice. You assume all risks associated with use of the data provided on this page.

Race Results

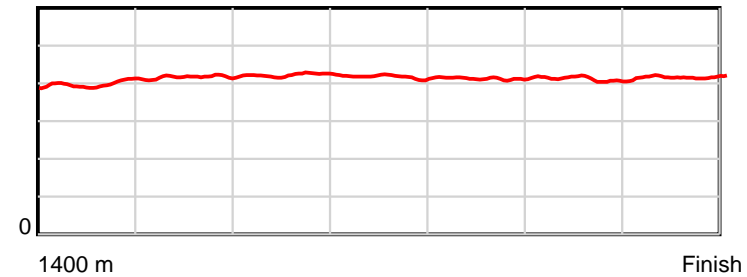
May 21, 2014, Race 5, CL2, Distance 1400m, Elwick Course Proper - Offset 3m

Result	TAB no.	Horse (Barrier)	1400 to	1200m to	1000m to	800m to	600m to	400m to	200m to	Total or	Margin
3rd	6	Vinder (3)	1200m	1000m	800m	600m	400m	200m	WP	Average	
		Position in running (margin)	-	3(0.6)	4(4.0)	5(4.9)	5(5.6)	3(3.1)	2(1.0)		3.80
		Sectional time (s)	15.20	11.80	11.96	12.08	11.90	12.39	13.24		
		Cumulative time (s)	88.57	73.37	61.57	49.61	37.53	25.63	13.24	1:28.56	
		Speed (m/s)	13.16	16.95	16.72	16.56	16.81	16.14	15.11	15.81	
		Stride length (m)	5.08	7.07	7.05	6.90	6.94	6.63	6.28	6.49	
		Stride duration (s)	0.403	0.417	0.422	0.417	0.413	0.411	0.416	0.410	
		Stride efficiency (%)	40.40	78.04	77.70	74.48	75.33	68.60	61.71	65.77	
		Stride count	39.34	28.30	28.36	28.97	28.81	30.19	31.83	215.80	

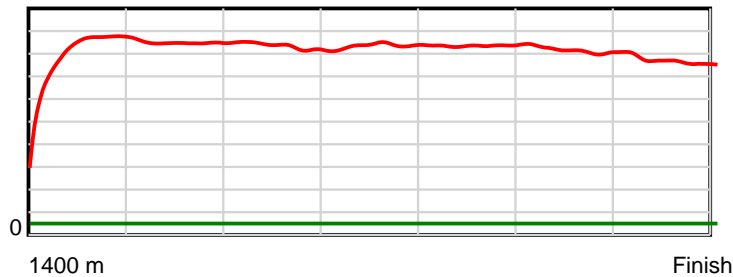
10 m Stride length



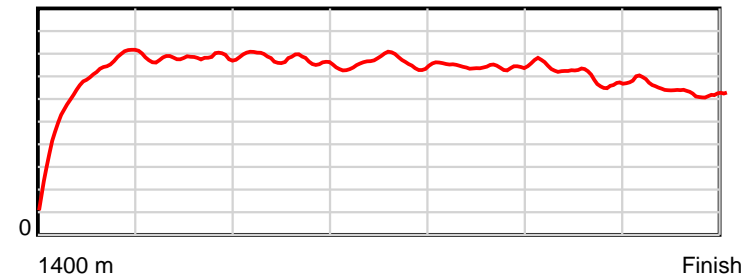
0.6 s Stride duration



20 m/sec Speed



100 % Stride efficiency



Note: Horizontal distance axis grid lines are 200m furlongs.

Disclaimer.

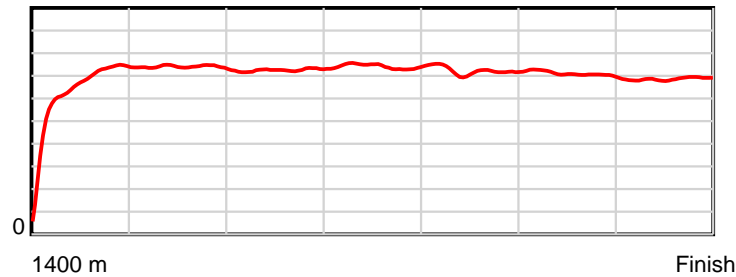
Tasracing Pty Ltd and Thoroughbred Ratings Pty Ltd accepts no responsibility for the completeness or accuracy of any of the information contained herein, and makes no representations about its suitability for any particular purpose. Users should make their own judgements about those matters and/or seek independent advice. You assume all risks associated with use of the data provided on this page.

Race Results

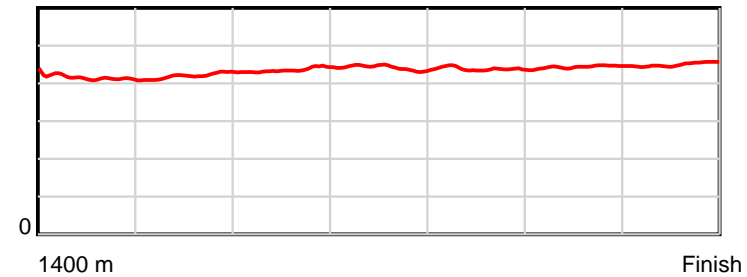
May 21, 2014, Race 5, CL2, Distance 1400m, Elwick Course Proper - Offset 3m

Result	TAB no.	Horse (Barrier)	1400 to	1200m to	1000m to	800m to	600m to	400m to	200m to	Total or	Margin
4th	5	Sudden Glory (9)	1200m	1000m	800m	600m	400m	200m	WP	Average	
		Position in running (margin)	-	4(1.4)	3(1.6)	3(2.5)	3(2.4)	4(3.4)	7(3.6)		4.00
		Sectional time (s)	15.09	11.25	11.98	11.94	12.48	12.78	13.10		
		Cumulative time (s)	88.61	73.52	62.28	50.30	38.36	25.87	13.10	1:28.61	
		Speed (m/s)	13.25	17.78	16.69	16.75	16.03	15.65	15.27	15.80	
		Stride length (m)	5.52	7.49	7.27	7.38	7.02	6.96	6.88	6.87	
		Stride duration (s)	0.417	0.421	0.435	0.441	0.438	0.444	0.451	0.435	
		Stride efficiency (%)	47.58	87.67	82.57	85.22	76.97	75.63	74.04	73.71	
		Stride count	36.25	26.70	27.51	27.08	28.50	28.75	29.05	203.84	

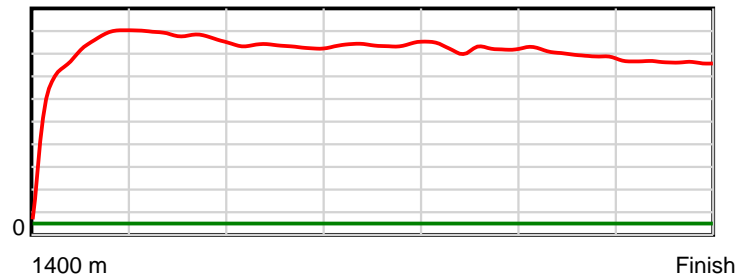
10 m Stride length



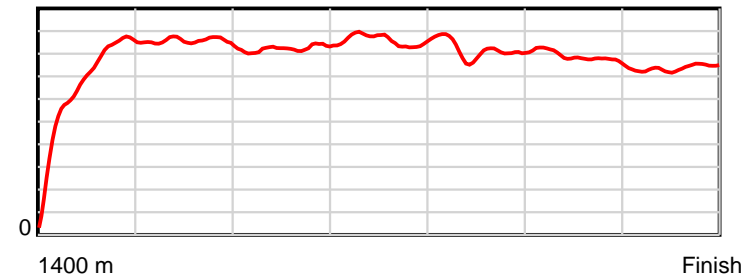
0.6 s Stride duration



20 m/sec Speed



100 % Stride efficiency



Note: Horizontal distance axis grid lines are 200m furlongs.

Disclaimer.

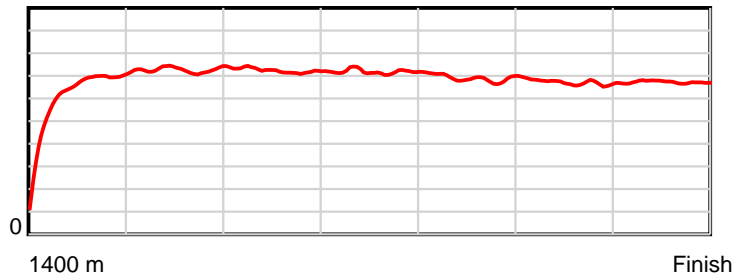
Tasracing Pty Ltd and Thoroughbred Ratings Pty Ltd accepts no responsibility for the completeness or accuracy of any of the information contained herein, and makes no representations about its suitability for any particular purpose. Users should make their own judgements about those matters and/or seek independent advice. You assume all risks associated with use of the data provided on this page.

Race Results

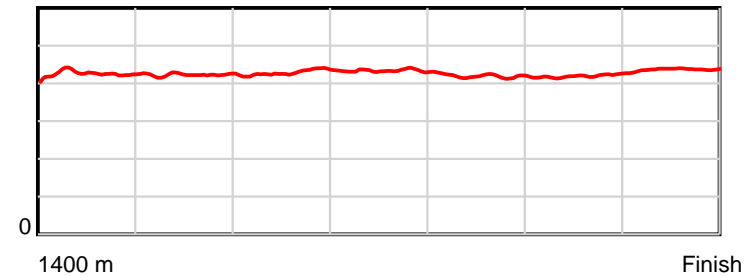
May 21, 2014, Race 5, CL2, Distance 1400m, Elwick Course Proper - Offset 3m

Result	TAB no.	Horse (Barrier)	1400 to	1200m to	1000m to	800m to	600m to	400m to	200m to	Total or	Margin
5th	4	Ourmaher (1)	1200m	1000m	800m	600m	400m	200m	WP	Average	
		Position in running (margin)	-	7(4.3)	6(5.4)	6(5.3)	6(6.2)	6(4.8)	8(4.2)		4.50
		Sectional time (s)	15.57	11.40	11.80	12.12	12.08	12.65	13.10		
		Cumulative time (s)	88.71	73.14	61.74	49.94	37.83	25.75	13.10	1:28.70	
		Speed (m/s)	12.85	17.54	16.95	16.50	16.56	15.81	15.27	15.78	
		Stride length (m)	5.40	7.39	7.24	7.15	6.93	6.62	6.68	6.71	
		Stride duration (s)	0.421	0.421	0.427	0.433	0.419	0.419	0.438	0.425	
		Stride efficiency (%)	45.60	85.34	82.00	79.78	75.08	68.55	69.77	70.35	
		Stride count	37.02	27.06	27.61	27.99	28.85	30.20	29.93	208.66	

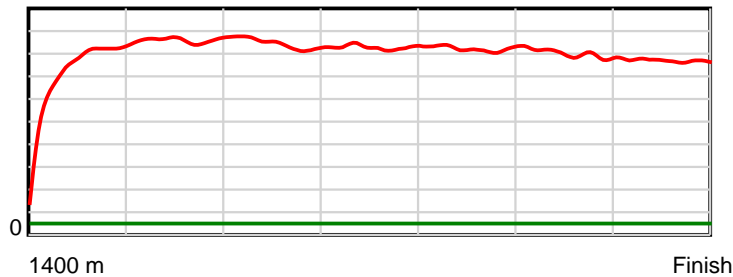
10 m Stride length



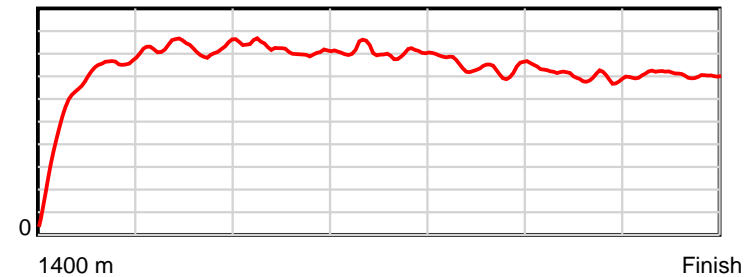
0.6 s Stride duration



20 m/sec Speed



100 % Stride efficiency



Note: Horizontal distance axis grid lines are 200m furlongs.

Disclaimer.

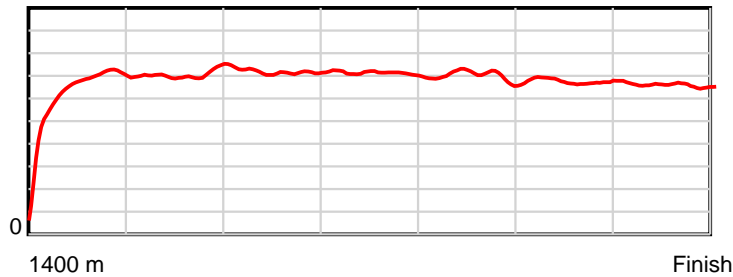
Tasracing Pty Ltd and Thoroughbred Ratings Pty Ltd accepts no responsibility for the completeness or accuracy of any of the information contained herein, and makes no representations about its suitability for any particular purpose. Users should make their own judgements about those matters and/or seek independent advice. You assume all risks associated with use of the data provided on this page.

Race Results

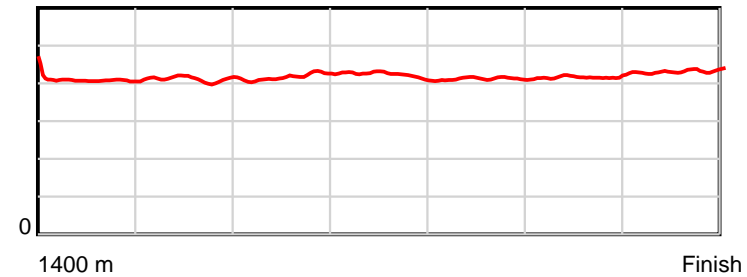
May 21, 2014, Race 5, CL2, Distance 1400m, Elwick Course Proper - Offset 3m

Result	TAB no.	Horse (Barrier)	1400 to	1200m to	1000m to	800m to	600m to	400m to	200m to	Total or	Margin
6th	7	Incumblonde (8)	1200m	1000m	800m	600m	400m	200m	WP	Average	
		Position in running (margin)	-	6(3.0)	5(4.7)	4(3.5)	4(4.3)	5(4.6)	6(3.2)		5.30
		Sectional time (s)	15.50	11.51	11.63	12.10	12.36	12.50	13.27		
		Cumulative time (s)	88.86	73.36	61.85	50.23	38.13	25.77	13.27	1:28.86	
		Speed (m/s)	12.90	17.38	17.20	16.53	16.18	16.00	15.07	15.76	
		Stride length (m)	5.36	7.15	7.14	6.97	6.67	6.67	6.50	6.58	
		Stride duration (s)	0.410	0.411	0.415	0.422	0.412	0.417	0.432	0.418	
		Stride efficiency (%)	44.94	79.80	79.75	75.97	69.42	69.60	66.08	67.70	
		Stride count	37.29	27.99	28.00	28.68	30.01	29.97	30.76	212.70	

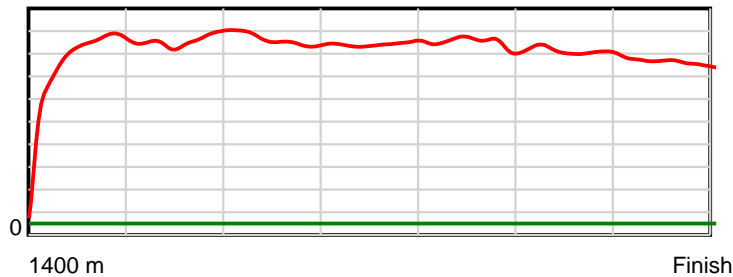
10 m Stride length



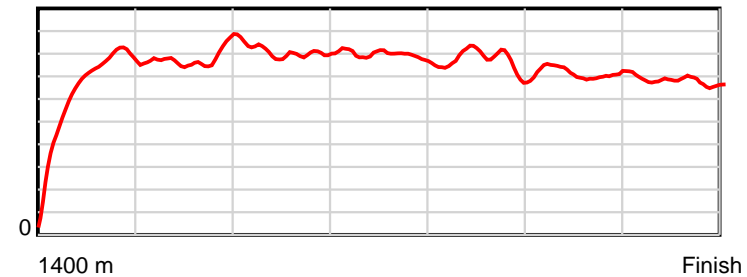
0.6 s Stride duration



20 m/sec Speed



100 % Stride efficiency



Note: Horizontal distance axis grid lines are 200m furlongs.


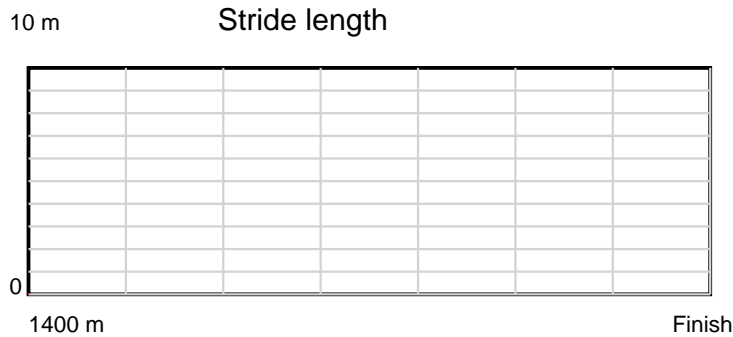
Disclaimer.

Tasracing Pty Ltd and Thoroughbred Ratings Pty Ltd accepts no responsibility for the completeness or accuracy of any of the information contained herein, and makes no representations about its suitability for any particular purpose. Users should make their own judgements about those matters and/or seek independent advice. You assume all risks associated with use of the data provided on this page.

Race Results

May 21, 2014, Race 5, CL2, Distance 1400m, Elwick Course Proper - Offset 3m

Result	TAB no.	Horse (Barrier)	1400 to	1200m to	1000m to	800m to	600m to	400m to	200m to	Total or	Margin
7th	1	Our Casanova (4)	1200m	1000m	800m	600m	400m	200m	WP	Average	
		Position in running (margin)	-	5(2.7)	7(6.0)	7(7.3)	7(7.5)	7(5.2)	5(3.0)		5.40
		Sectional time (s)	15.67	11.77	12.03	12.00	11.94	12.38	13.09		
		Cumulative time (s)	88.88	73.21	61.44	49.41	37.41	25.47	13.09	1:28.87	
		Speed (m/s)	12.76	16.99	16.63	16.67	16.75	16.16	15.28	15.75	
		Stride length (m)	4.84	7.13	7.03	7.00	6.91	6.80	6.65	6.52	
		Stride duration (s)	0.397	0.420	0.423	0.420	0.413	0.421	0.435	0.414	
		Stride efficiency (%)	36.63	79.35	77.27	76.67	74.71	72.20	69.15	66.40	
		Stride count	41.31	28.07	28.44	28.55	28.92	29.42	30.06	214.77	



Note: Horizontal distance axis grid lines are 200m furlongs.

Disclaimer.

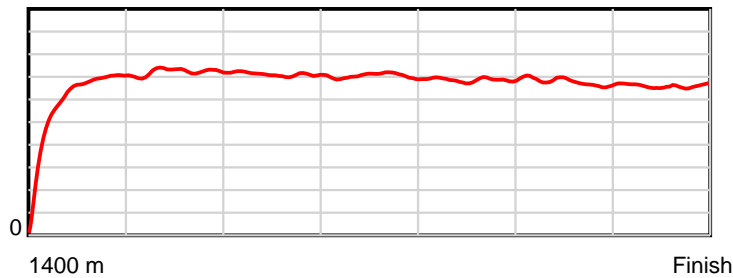
Tasracing Pty Ltd and Thoroughbred Ratings Pty Ltd accepts no responsibility for the completeness or accuracy of any of the information contained herein, and makes no representations about its suitability for any particular purpose. Users should make their own judgements about those matters and/or seek independent advice. You assume all risks associated with use of the data provided on this page.

Race Results

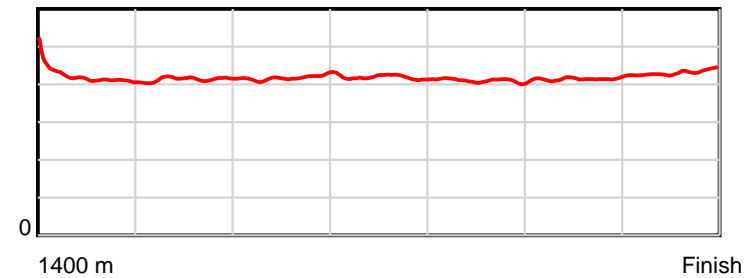
May 21, 2014, Race 5, CL2, Distance 1400m, Elwick Course Proper - Offset 3m

Result	TAB no.	Horse (Barrier)	1400 to	1200m to	1000m to	800m to	600m to	400m to	200m to	Total or	Margin
8th	9	Gee Gee's Lass (10)	1200m	1000m	800m	600m	400m	200m	WP	Average	
		Position in running (margin)	-	10(7.7)	9(7.7)	8(7.4)	9(8.0)	9(7.0)	9(4.8)		6.90
		Sectional time (s)	16.39	11.22	11.77	12.06	12.15	12.38	13.20		
		Cumulative time (s)	89.17	72.78	61.56	49.79	37.73	25.58	13.20	1:29.17	
		Speed (m/s)	12.20	17.83	16.99	16.58	16.46	16.16	15.15	15.70	
		Stride length (m)	5.43	7.37	7.10	6.92	6.74	6.70	6.54	6.63	
		Stride duration (s)	0.434	0.413	0.418	0.418	0.410	0.415	0.431	0.422	
		Stride efficiency (%)	46.15	84.90	78.87	74.93	71.08	70.13	66.77	68.75	
		Stride count	36.80	27.13	28.15	28.88	29.65	29.86	30.60	211.07	

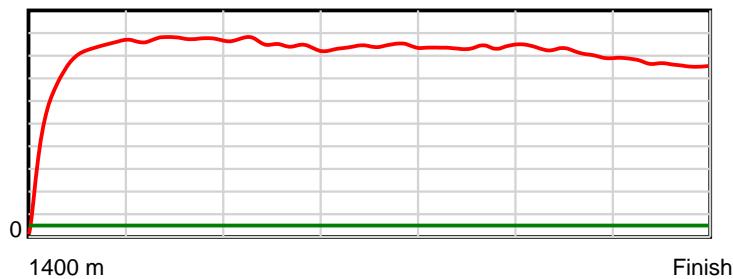
10 m Stride length



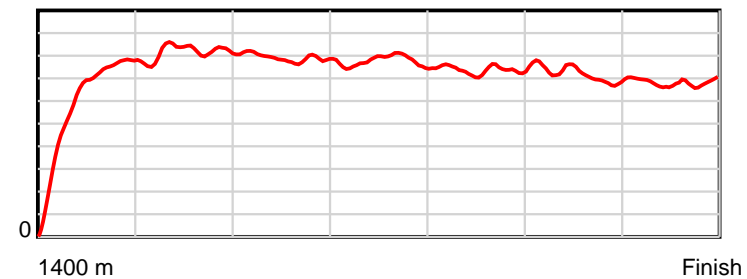
0.6 s Stride duration



20 m/sec Speed



100 % Stride efficiency



Note: Horizontal distance axis grid lines are 200m furlongs.

Disclaimer.

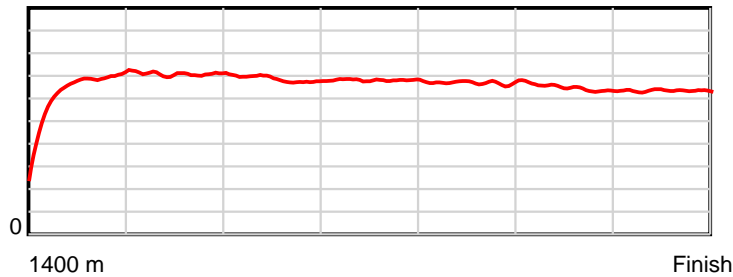
Tasracing Pty Ltd and Thoroughbred Ratings Pty Ltd accepts no responsibility for the completeness or accuracy of any of the information contained herein, and makes no representations about its suitability for any particular purpose. Users should make their own judgements about those matters and/or seek independent advice. You assume all risks associated with use of the data provided on this page.

Race Results

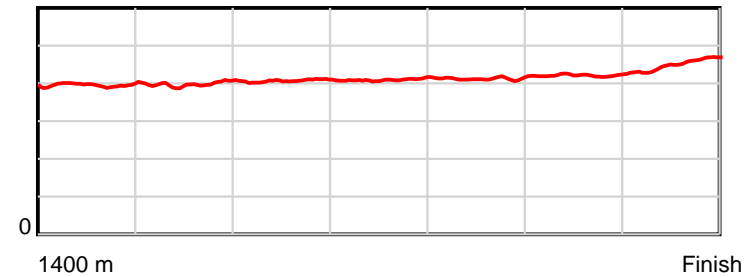
May 21, 2014, Race 5, CL2, Distance 1400m, Elwick Course Proper - Offset 3m

Result	TAB no.	Horse (Barrier)	1400 to	1200m to	1000m to	800m to	600m to	400m to	200m to	Total or	Margin
9th	8	The Welshman (2)	1200m	1000m	800m	600m	400m	200m	WP	Average	
		Position in running (margin)	-	1(0.0)	2(0.0)	2(0.4)	2(1.3)	2(0.6)	4(2.2)		13.40
		Sectional time (s)	15.59	11.23	11.88	12.11	12.20	13.01	14.44		
		Cumulative time (s)	90.45	74.86	63.63	51.76	39.65	27.44	14.44	1:30.45	
		Speed (m/s)	12.83	17.81	16.84	16.52	16.39	15.37	13.85	15.48	
		Stride length (m)	5.11	7.09	6.83	6.75	6.76	6.47	6.27	6.40	
		Stride duration (s)	0.403	0.398	0.406	0.409	0.413	0.421	0.452	0.414	
		Stride efficiency (%)	40.87	78.45	72.94	71.30	71.44	65.48	61.36	64.08	
		Stride count	39.11	28.23	29.27	29.61	29.58	30.90	31.92	218.62	

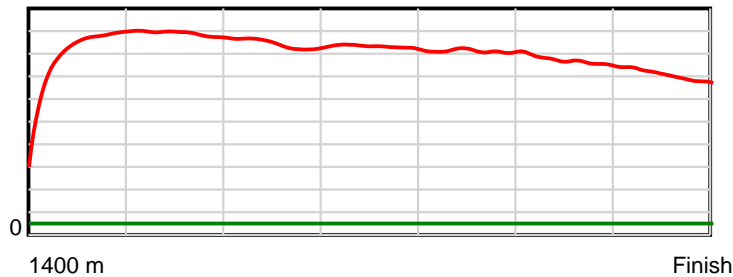
10 m Stride length



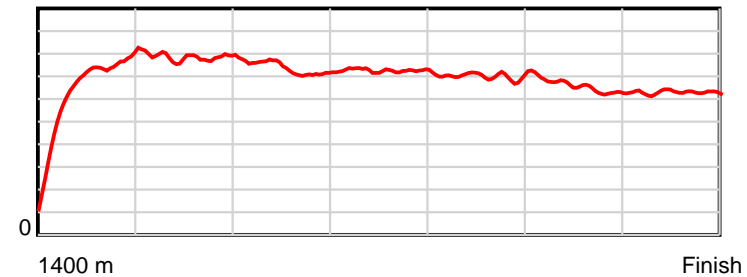
0.6 s Stride duration



20 m/sec Speed



100 % Stride efficiency



Note: Horizontal distance axis grid lines are 200m furlongs.

Disclaimer.

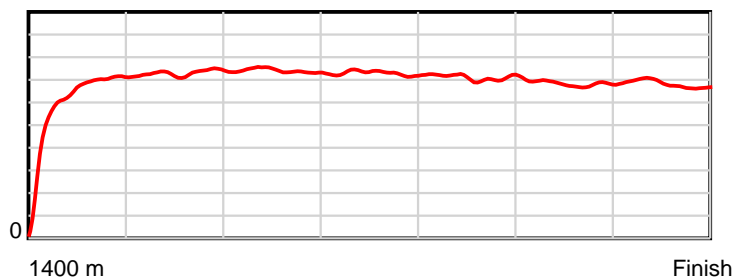
Tasracing Pty Ltd and Thoroughbred Ratings Pty Ltd accepts no responsibility for the completeness or accuracy of any of the information contained herein, and makes no representations about its suitability for any particular purpose. Users should make their own judgements about those matters and/or seek independent advice. You assume all risks associated with use of the data provided on this page.

Race Results

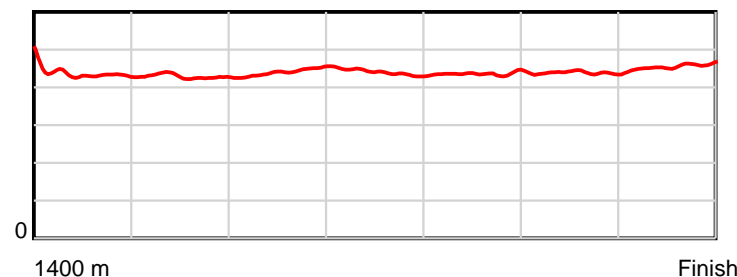
May 21, 2014, Race 5, CL2, Distance 1400m, Elwick Course Proper - Offset 3m

Result	TAB no.	Horse (Barrier)	1400 to	1200m to	1000m to	800m to	600m to	400m to	200m to	Total or	Margin
10th	10	Pittenweem (6)	1200m	1000m	800m	600m	400m	200m	WP	Average	
		Position in running (margin)	-	9(6.5)	10(7.8)	10(8.8)	10(9.2)	10(11.3)	10(11.9)		15.90
		Sectional time (s)	16.56	11.45	11.99	12.02	12.66	12.85	13.41		
		Cumulative time (s)	90.95	74.39	62.94	50.95	38.92	26.26	13.41	1:30.95	
		Speed (m/s)	12.08	17.47	16.68	16.64	15.80	15.56	14.91	15.39	
		Stride length (m)	5.53	7.48	7.38	7.29	6.88	6.83	6.83	6.83	
		Stride duration (s)	0.440	0.428	0.442	0.438	0.436	0.439	0.458	0.444	
		Stride efficiency (%)	47.86	87.50	85.14	83.01	73.94	72.91	72.84	72.85	
		Stride count	36.14	26.73	27.09	27.44	29.08	29.28	29.29	205.05	

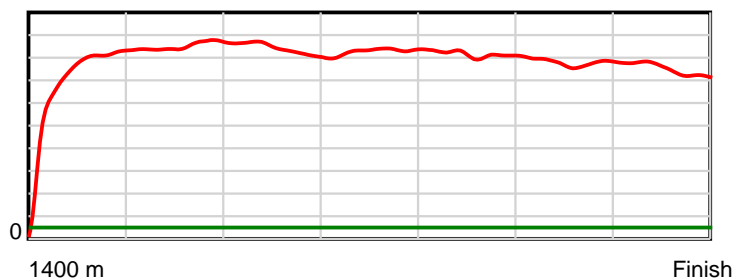
10 m Stride length



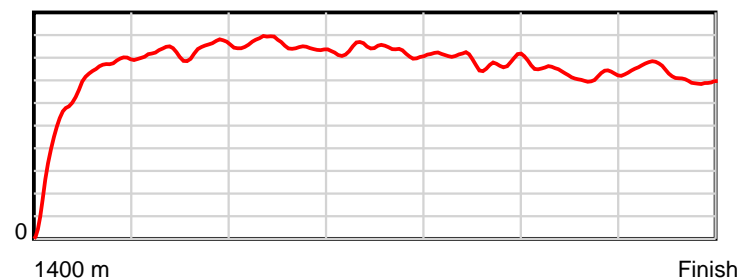
0.6 s Stride duration



20 m/sec Speed



100 % Stride efficiency



Note: Horizontal distance axis grid lines are 200m furlongs.

Disclaimer.

Tasracing Pty Ltd and Thoroughbred Ratings Pty Ltd accepts no responsibility for the completeness or accuracy of any of the information contained herein, and makes no representations about its suitability for any particular purpose. Users should make their own judgements about those matters and/or seek independent advice. You assume all risks associated with use of the data provided on this page.