



Race Results

Tasmanian Racing Club, Hobart, May 21, 2014

Compilation date: May 22, 2014, 8:46:49 AM (EST)

Copyright © 2014 Tasracing Pty Ltd. All rights reserved.

Trademarks.

StrideMASTER is a registered trademark of Thoroughbred Ratings Pty Ltd.

Disclaimer.

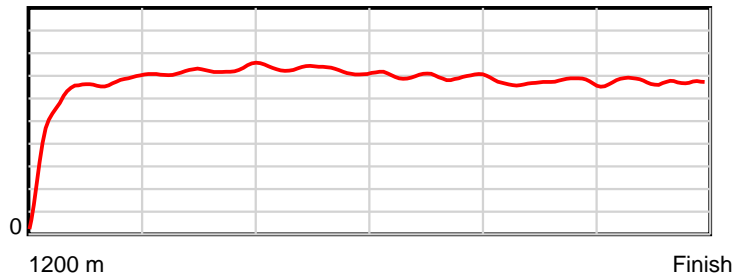
Tasracing Pty Ltd and Thoroughbred Ratings Pty Ltd accepts no responsibility for the completeness or accuracy of any of the information contained herein, and makes no representations about its suitability for any particular purpose. Users should make their own judgements about those matters and/or seek independent advice. You assume all risks associated with use of the data provided on this page.

Race Results

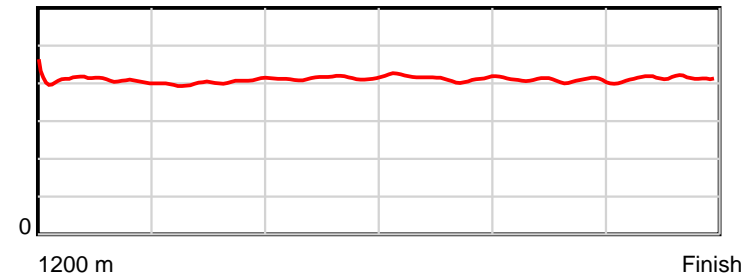
May 21, 2014, Race 6, CL1, Distance 1200m, Elwick Course Proper - Offset 3m

Result	TAB no.	Horse (Barrier)	1200 to	1000m to	800m to	600m to	400m to	200m to	Total or	Margin
1st	4	Grey Gown (5)	1000m	800m	600m	400m	200m	WP	Average	
		Position in running (margin)	-	11(7.0)	10(6.4)	9(7.0)	9(6.0)	9(4.4)		0.00
		Sectional time (s)	15.06	10.88	11.37	12.05	12.29	12.27		
		Cumulative time (s)	73.92	58.86	47.98	36.61	24.56	12.27	1:13.92	
		Speed (m/s)	13.28	18.38	17.59	16.60	16.27	16.30	16.23	
		Stride length (m)	5.39	7.40	7.27	6.88	6.66	6.73	6.65	
		Stride duration (s)	0.406	0.403	0.413	0.414	0.409	0.413	0.410	
		Stride efficiency (%)	45.42	85.63	82.54	73.95	69.26	70.79	69.09	
		Stride count	37.10	27.02	27.52	29.07	30.04	29.72	180.47	

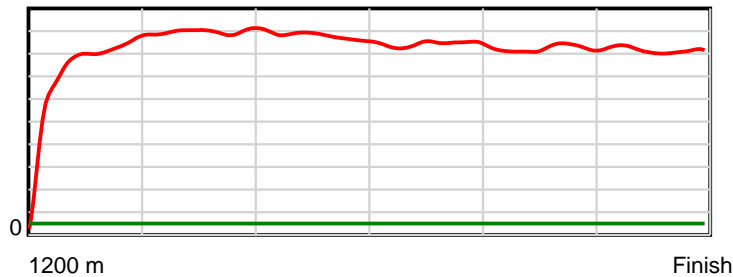
10 m Stride length



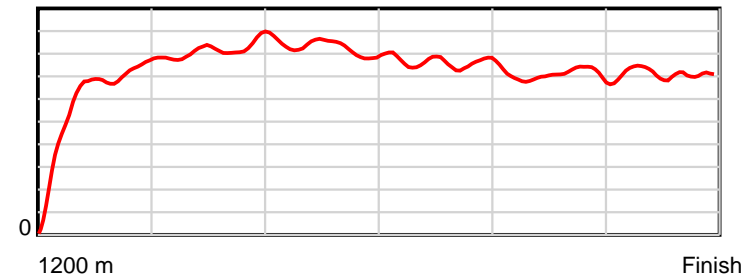
0.6 s Stride duration



20 m/sec Speed



100 % Stride efficiency



Note: Horizontal distance axis grid lines are 200m furlongs.

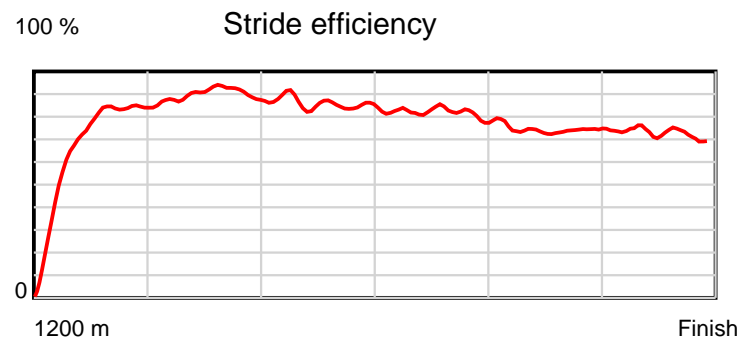
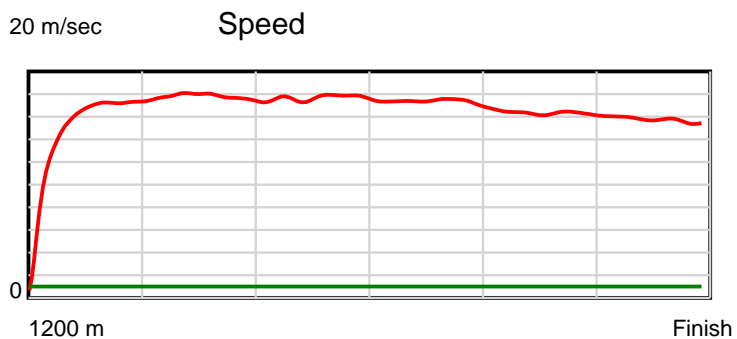
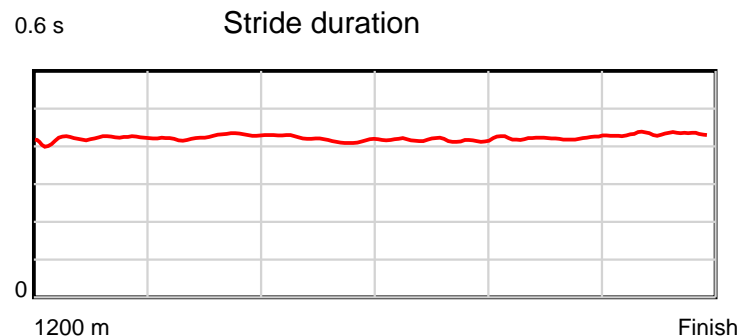
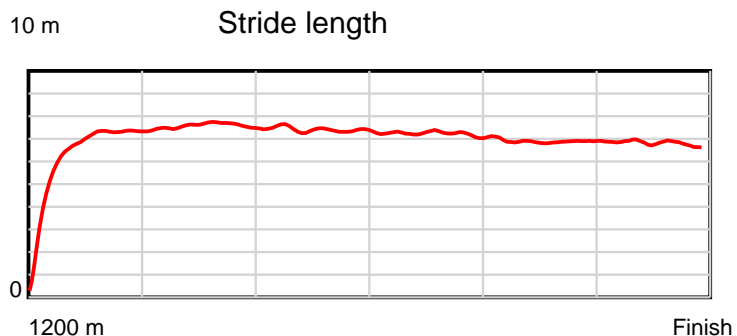
Disclaimer.

Tasracing Pty Ltd and Thoroughbred Ratings Pty Ltd accepts no responsibility for the completeness or accuracy of any of the information contained herein, and makes no representations about its suitability for any particular purpose. Users should make their own judgements about those matters and/or seek independent advice. You assume all risks associated with use of the data provided on this page.

Race Results

May 21, 2014, Race 6, CL1, Distance 1200m, Elwick Course Proper - Offset 3m

Result	TAB no.	Horse (Barrier)	1200 to	1000m to	800m to	600m to	400m to	200m to	Total or	Margin
2nd	1	Van Diemens Fi... (8)	1000m	800m	600m	400m	200m	WP	Average	
		Position in running (margin)	-	10(5.9)	8(5.4)	7(5.7)	6(3.2)	2(2.2)		0.10
		Sectional time (s)	14.90	10.91	11.30	11.81	12.39	12.64		
		Cumulative time (s)	73.94	59.04	48.13	36.83	25.03	12.64	1:13.93	
		Speed (m/s)	13.42	18.33	17.70	16.93	16.14	15.82	16.23	
		Stride length (m)	5.58	7.80	7.43	7.04	6.81	6.80	6.83	
		Stride duration (s)	0.414	0.426	0.420	0.416	0.422	0.430	0.421	
		Stride efficiency (%)	48.66	95.13	86.27	77.44	72.51	72.22	72.99	
		Stride count	35.84	25.63	26.92	28.41	29.36	29.42	175.58	



Note: Horizontal distance axis grid lines are 200m furlongs.

Disclaimer.

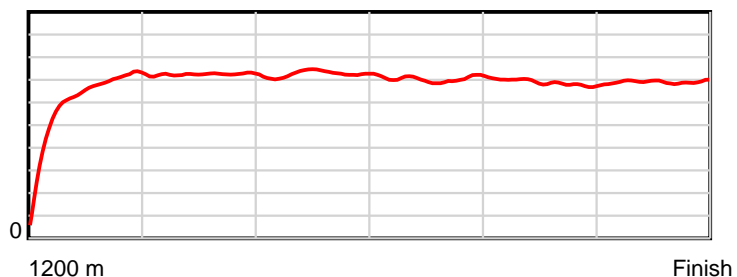
Tasracing Pty Ltd and Thoroughbred Ratings Pty Ltd accepts no responsibility for the completeness or accuracy of any of the information contained herein, and makes no representations about its suitability for any particular purpose. Users should make their own judgements about those matters and/or seek independent advice. You assume all risks associated with use of the data provided on this page.

Race Results

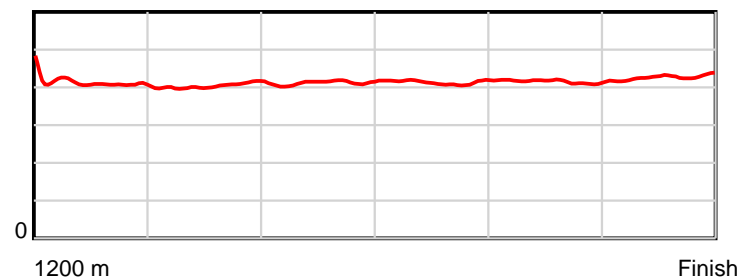
May 21, 2014, Race 6, CL1, Distance 1200m, Elwick Course Proper - Offset 3m

Result	TAB no.	Horse (Barrier)	1200 to	1000m to	800m to	600m to	400m to	200m to	Total or	Margin
3rd	12	Summer Downs (10)	1000m	800m	600m	400m	200m	WP	Average	
		Position in running (margin)	-	8(4.6)	11(7.0)	11(8.7)	11(6.5)	8(4.3)		2.60
		Sectional time (s)	14.94	11.40	11.53	11.86	12.19	12.48		
		Cumulative time (s)	74.40	59.46	48.06	36.53	24.67	12.48	1:14.40	
		Speed (m/s)	13.38	17.54	17.35	16.86	16.41	16.03	16.13	
		Stride length (m)	5.69	7.10	7.15	6.97	6.82	6.84	6.72	
		Stride duration (s)	0.415	0.405	0.412	0.413	0.416	0.427	0.417	
		Stride efficiency (%)	50.67	78.86	79.80	75.90	72.70	73.02	70.59	
		Stride count	35.12	28.15	27.99	28.70	29.32	29.26	178.54	

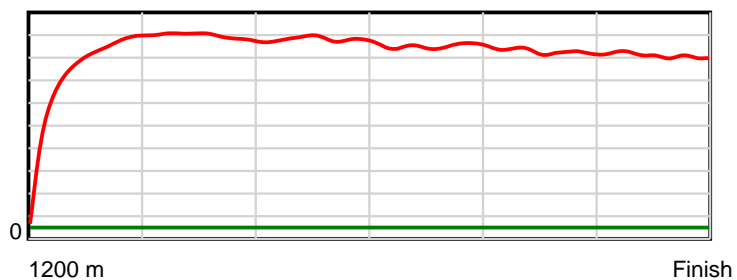
10 m Stride length



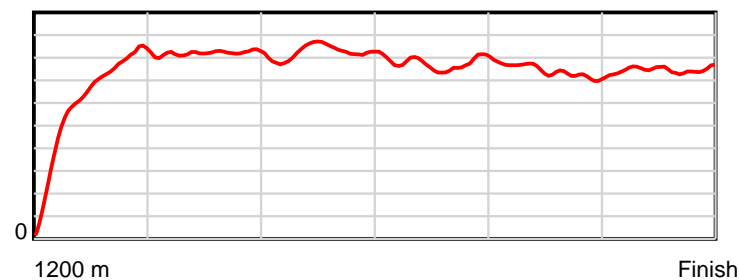
0.6 s Stride duration



20 m/sec Speed



100 % Stride efficiency



Note: Horizontal distance axis grid lines are 200m furlongs.

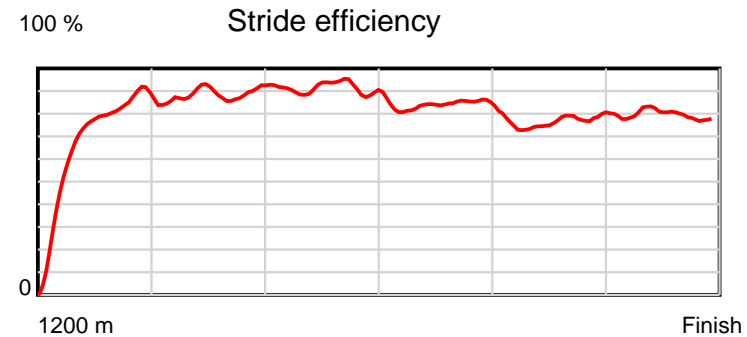
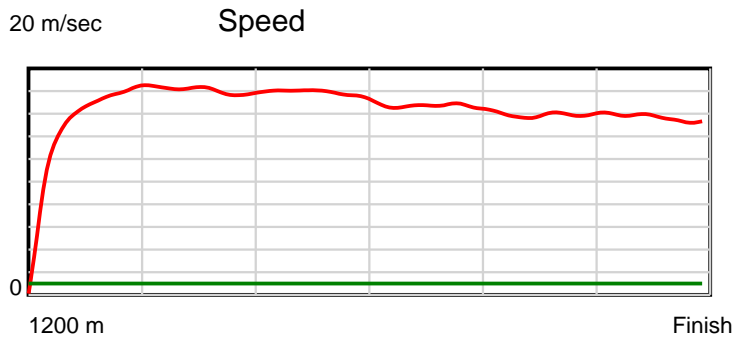
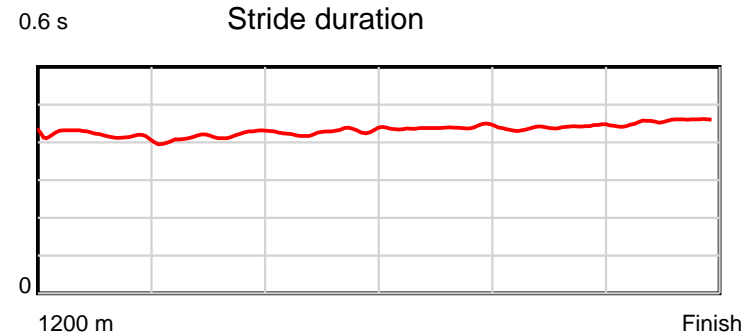
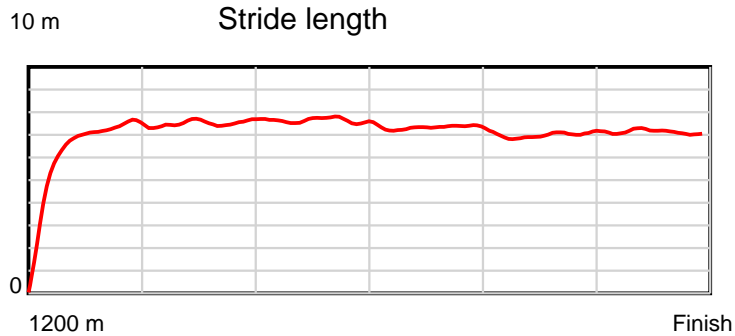
Disclaimer.

Tasracing Pty Ltd and Thoroughbred Ratings Pty Ltd accepts no responsibility for the completeness or accuracy of any of the information contained herein, and makes no representations about its suitability for any particular purpose. Users should make their own judgements about those matters and/or seek independent advice. You assume all risks associated with use of the data provided on this page.

Race Results

May 21, 2014, Race 6, CL1, Distance 1200m, Elwick Course Proper - Offset 3m

Result	TAB no.	Horse (Barrier)	1200 to	1000m to	800m to	600m to	400m to	200m to	Total or	Margin
4th	8	The Stockman (12)	1000m	800m	600m	400m	200m	WP	Average	
		Position in running (margin)	-	7(3.0)	2(2.3)	3(1.5)	4(3.0)	5(3.8)		2.80
		Sectional time (s)	14.50	10.88	11.13	12.47	12.68	12.79		
		Cumulative time (s)	74.44	59.94	49.07	37.94	25.47	12.79	1:14.43	
		Speed (m/s)	13.79	18.38	17.97	16.04	15.77	15.64	16.12	
		Stride length (m)	5.84	7.60	7.69	7.03	6.90	7.13	6.97	
		Stride duration (s)	0.418	0.413	0.428	0.438	0.438	0.456	0.433	
		Stride efficiency (%)	53.34	90.30	92.32	77.14	74.45	79.33	75.99	
		Stride count	34.23	26.31	26.02	28.47	28.98	28.07	172.08	



Note: Horizontal distance axis grid lines are 200m furlongs.

Disclaimer.

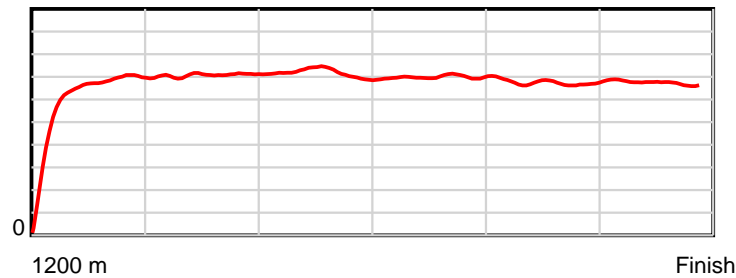
Tasracing Pty Ltd and Thoroughbred Ratings Pty Ltd accepts no responsibility for the completeness or accuracy of any of the information contained herein, and makes no representations about its suitability for any particular purpose. Users should make their own judgements about those matters and/or seek independent advice. You assume all risks associated with use of the data provided on this page.

Race Results

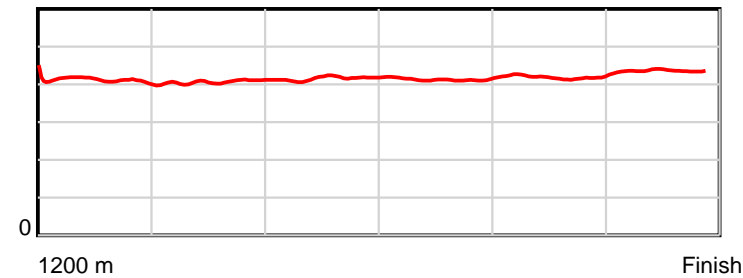
May 21, 2014, Race 6, CL1, Distance 1200m, Elwick Course Proper - Offset 3m

Result	TAB no.	Horse (Barrier)	1200 to	1000m to	800m to	600m to	400m to	200m to	Total or	Margin
5th	7	Kobble Creek (11)	1000m	800m	600m	400m	200m	WP	Average	
		Position in running (margin)	-	9(4.8)	9(5.9)	10(7.4)	10(6.5)	11(5.6)		3.60
		Sectional time (s)	14.72	11.17	11.51	12.07	12.40	12.72		
		Cumulative time (s)	74.59	59.87	48.70	37.19	25.12	12.72	1:14.59	
		Speed (m/s)	13.59	17.91	17.38	16.57	16.13	15.72	16.09	
		Stride length (m)	5.63	7.25	7.22	6.83	6.75	6.86	6.71	
		Stride duration (s)	0.416	0.405	0.415	0.413	0.418	0.436	0.417	
		Stride efficiency (%)	49.56	82.12	81.42	72.98	71.18	73.47	70.32	
		Stride count	35.51	27.59	27.71	29.27	29.63	29.17	178.88	

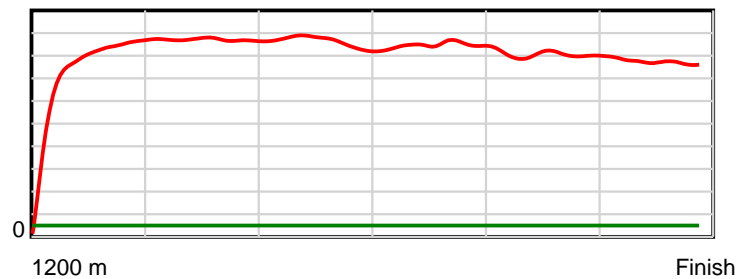
10 m Stride length



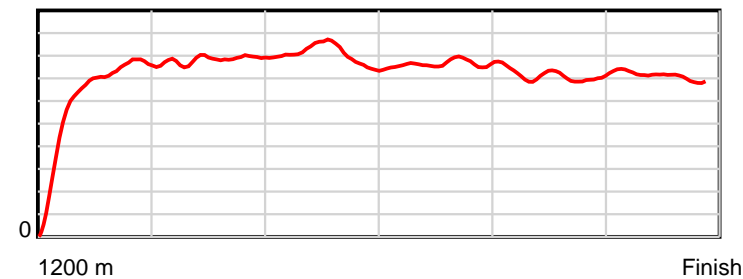
0.6 s Stride duration



20 m/sec Speed



100 % Stride efficiency



Note: Horizontal distance axis grid lines are 200m furlongs.

Disclaimer.

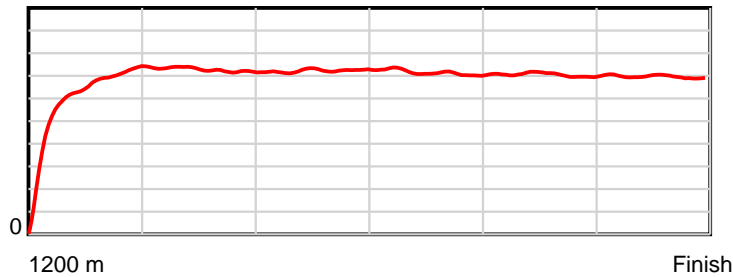
Tasracing Pty Ltd and Thoroughbred Ratings Pty Ltd accepts no responsibility for the completeness or accuracy of any of the information contained herein, and makes no representations about its suitability for any particular purpose. Users should make their own judgements about those matters and/or seek independent advice. You assume all risks associated with use of the data provided on this page.

Race Results

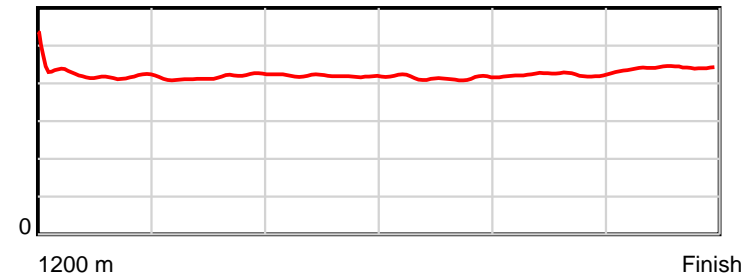
May 21, 2014, Race 6, CL1, Distance 1200m, Elwick Course Proper - Offset 3m

Result	TAB no.	Horse (Barrier)	1200 to	1000m to	800m to	600m to	400m to	200m to	Total or	Margin
6th	3	Niloufar (9)	1000m	800m	600m	400m	200m	WP	Average	
		Position in running (margin)	-	12(8.3)	12(9.4)	12(11.1)	12(9.2)	12(7.0)		4.40
		Sectional time (s)	15.32	11.18	11.54	11.91	12.18	12.61		
		Cumulative time (s)	74.74	59.42	48.24	36.70	24.79	12.61	1:14.73	
		Speed (m/s)	13.05	17.89	17.33	16.79	16.42	15.86	16.06	
		Stride length (m)	5.71	7.44	7.28	6.96	6.94	6.98	6.83	
		Stride duration (s)	0.428	0.416	0.420	0.414	0.423	0.440	0.426	
		Stride efficiency (%)	50.91	86.52	82.75	75.63	75.29	76.20	72.98	
		Stride count	35.04	26.88	27.48	28.75	28.81	28.64	175.60	

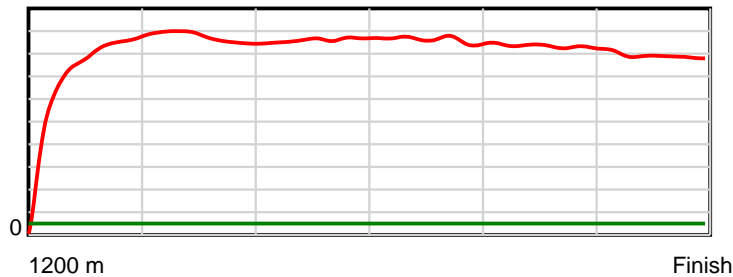
10 m Stride length



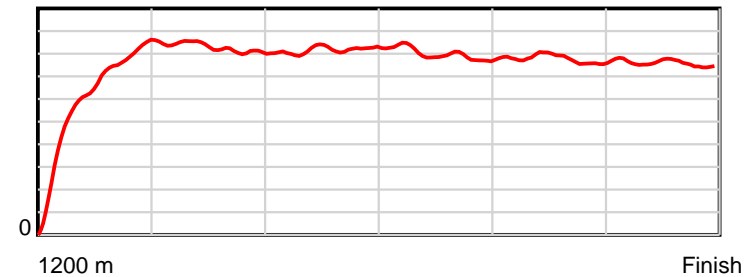
0.6 s Stride duration



20 m/sec Speed



100 % Stride efficiency



Note: Horizontal distance axis grid lines are 200m furlongs.

Disclaimer.

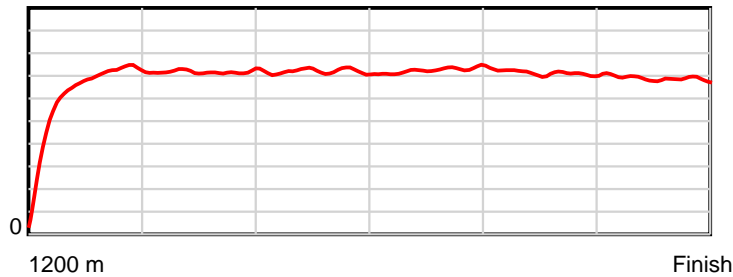
Tasracing Pty Ltd and Thoroughbred Ratings Pty Ltd accepts no responsibility for the completeness or accuracy of any of the information contained herein, and makes no representations about its suitability for any particular purpose. Users should make their own judgements about those matters and/or seek independent advice. You assume all risks associated with use of the data provided on this page.

Race Results

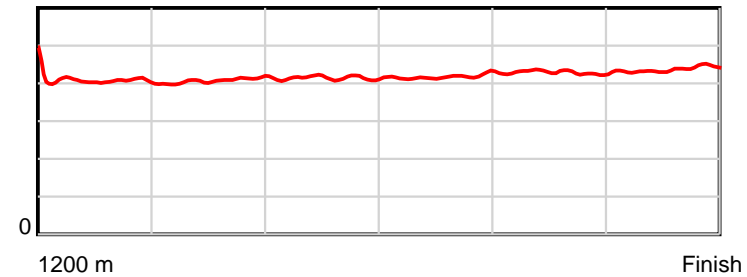
May 21, 2014, Race 6, CL1, Distance 1200m, Elwick Course Proper - Offset 3m

Result	TAB no.	Horse (Barrier)	1200 to	1000m to	800m to	600m to	400m to	200m to	Total or	Margin
7th	11	One More Red (1)	1000m	800m	600m	400m	200m	WP	Average	
		Position in running (margin)	-	5(2.2)	6(3.8)	6(5.6)	3(1.8)	1(0.0)		4.90
		Sectional time (s)	15.17	11.26	11.55	11.59	12.26	13.01		
		Cumulative time (s)	74.84	59.67	48.41	36.86	25.27	13.01	1:14.84	
		Speed (m/s)	13.19	17.76	17.32	17.26	16.31	15.37	16.03	
		Stride length (m)	5.65	7.24	7.15	7.18	6.97	6.71	6.77	
		Stride duration (s)	0.411	0.408	0.413	0.416	0.427	0.436	0.422	
		Stride efficiency (%)	49.87	81.88	79.83	80.63	75.92	70.29	71.53	
		Stride count	35.40	27.63	27.98	27.84	28.69	29.82	177.36	

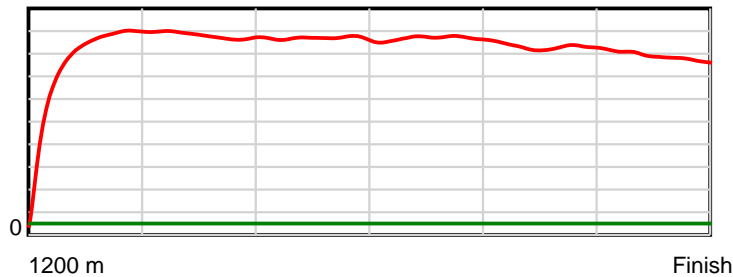
10 m Stride length



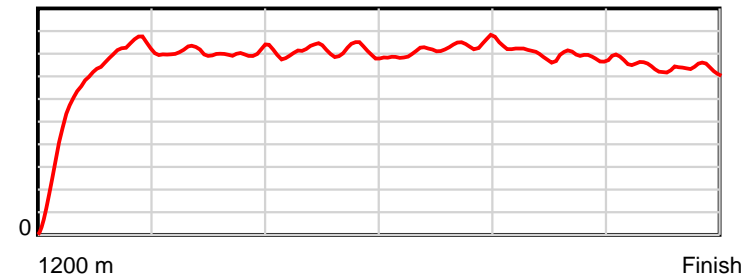
0.6 s Stride duration



20 m/sec Speed



100 % Stride efficiency



Note: Horizontal distance axis grid lines are 200m furlongs.

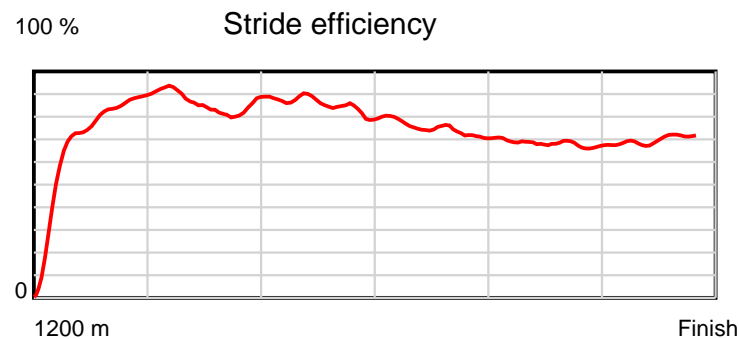
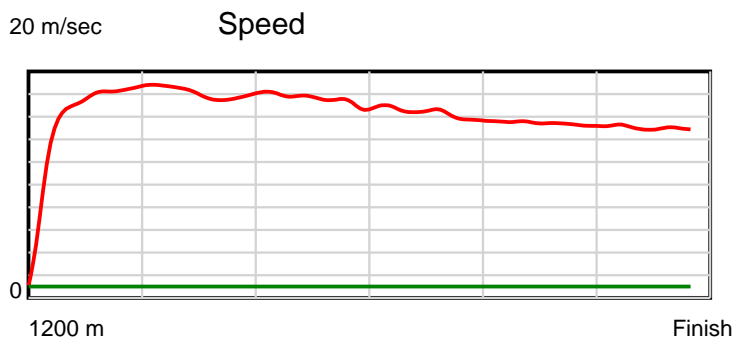
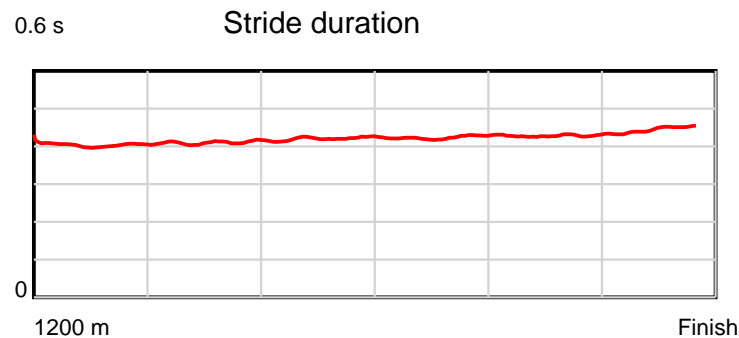
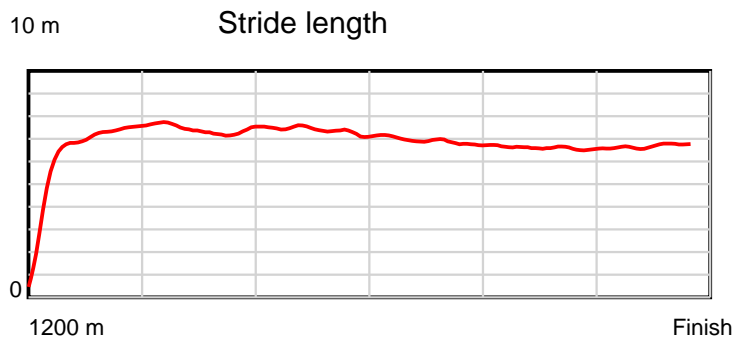
Disclaimer.

Tasracing Pty Ltd and Thoroughbred Ratings Pty Ltd accepts no responsibility for the completeness or accuracy of any of the information contained herein, and makes no representations about its suitability for any particular purpose. Users should make their own judgements about those matters and/or seek independent advice. You assume all risks associated with use of the data provided on this page.

Race Results

May 21, 2014, Race 6, CL1, Distance 1200m, Elwick Course Proper - Offset 3m

Result	TAB no.	Horse (Barrier)	1200 to	1000m to	800m to	600m to	400m to	200m to	Total or	Margin
8th	2	Genuine Gee Ge... (13)	1000m	800m	600m	400m	200m	WP	Average	
		Position in running (margin)	-	4(1.7)	1(0.0)	1(0.0)	2(0.7)	4(3.6)		6.40
		Sectional time (s)	14.40	10.71	11.26	12.33	13.05	13.38		
		Cumulative time (s)	75.12	60.72	50.01	38.75	26.42	13.38	1:15.12	
		Speed (m/s)	13.89	18.67	17.76	16.22	15.33	14.95	15.97	
		Stride length (m)	5.72	7.62	7.44	6.85	6.55	6.64	6.75	
		Stride duration (s)	0.405	0.408	0.419	0.423	0.427	0.444	0.422	
		Stride efficiency (%)	51.17	90.80	86.61	73.42	67.07	68.97	71.12	
		Stride count	34.95	26.24	26.86	29.18	30.53	30.11	177.87	



Note: Horizontal distance axis grid lines are 200m furlongs.

Disclaimer.

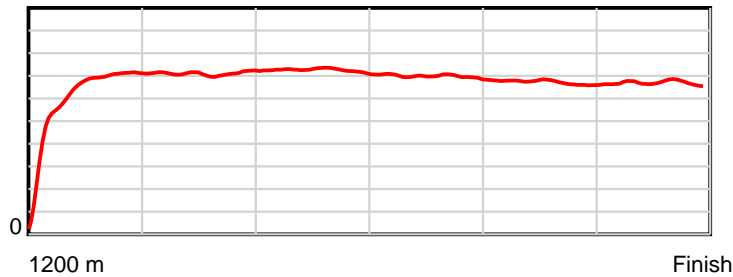
Tasracing Pty Ltd and Thoroughbred Ratings Pty Ltd accepts no responsibility for the completeness or accuracy of any of the information contained herein, and makes no representations about its suitability for any particular purpose. Users should make their own judgements about those matters and/or seek independent advice. You assume all risks associated with use of the data provided on this page.

Race Results

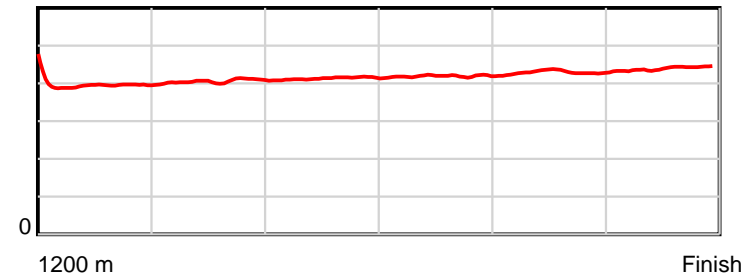
May 21, 2014, Race 6, CL1, Distance 1200m, Elwick Course Proper - Offset 3m

Result	TAB no.	Horse (Barrier)	1200 to	1000m to	800m to	600m to	400m to	200m to	Total or	Margin
9th	14	Gee Gees Prair... (7)	1000m	800m	600m	400m	200m	WP	Average	
		Position in running (margin)	-	1(0.0)	3(2.3)	4(3.6)	5(3.1)	7(4.3)		6.60
		Sectional time (s)	14.33	11.37	11.48	12.13	12.76	13.09		
		Cumulative time (s)	75.16	60.83	49.46	37.97	25.84	13.09	1:15.15	
		Speed (m/s)	13.96	17.59	17.42	16.49	15.67	15.28	15.97	
		Stride length (m)	5.75	7.13	7.20	6.91	6.72	6.73	6.70	
		Stride duration (s)	0.403	0.405	0.413	0.419	0.429	0.440	0.420	
		Stride efficiency (%)	51.69	79.33	81.01	74.61	70.57	70.73	70.18	
		Stride count	34.77	28.07	27.78	28.95	29.76	29.73	179.06	

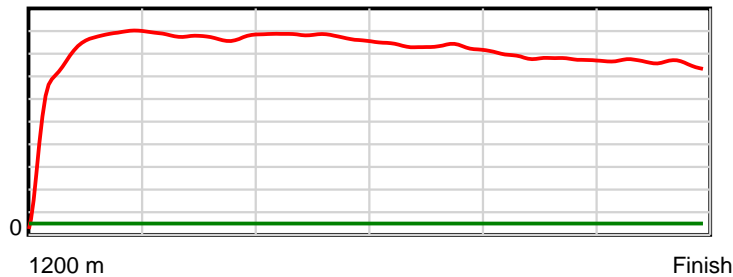
10 m Stride length



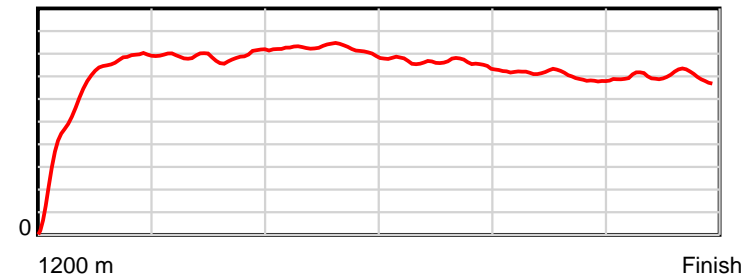
0.6 s Stride duration



20 m/sec Speed



100 % Stride efficiency



Note: Horizontal distance axis grid lines are 200m furlongs.

Disclaimer.

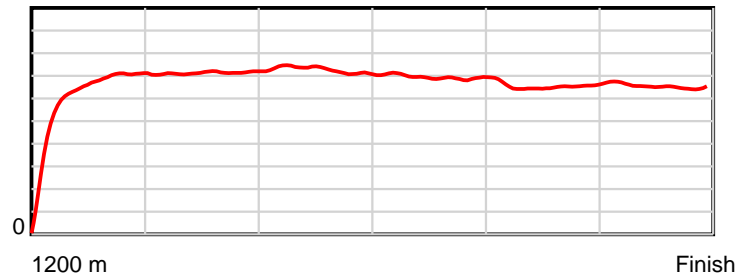
Tasracing Pty Ltd and Thoroughbred Ratings Pty Ltd accepts no responsibility for the completeness or accuracy of any of the information contained herein, and makes no representations about its suitability for any particular purpose. Users should make their own judgements about those matters and/or seek independent advice. You assume all risks associated with use of the data provided on this page.

Race Results

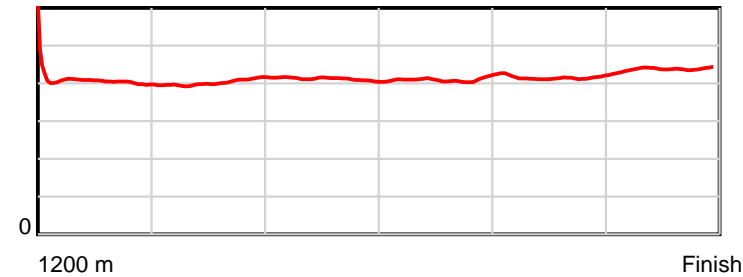
May 21, 2014, Race 6, CL1, Distance 1200m, Elwick Course Proper - Offset 3m

Result	TAB no.	Horse (Barrier)	1200 to	1000m to	800m to	600m to	400m to	200m to	Total or	Margin
10th	13	Tyrekicker (6)	1000m	800m	600m	400m	200m	WP	Average	
		Position in running (margin)	-	6(2.9)	7(4.1)	5(3.9)	7(3.3)	10(5.1)		6.70
		Sectional time (s)	14.43	11.19	11.23	12.12	12.86	13.35		
		Cumulative time (s)	75.18	60.75	49.56	38.33	26.21	13.35	1:15.18	
		Speed (m/s)	13.86	17.87	17.81	16.50	15.55	14.98	15.96	
		Stride length (m)	5.63	7.18	7.33	6.75	6.46	6.56	6.60	
		Stride duration (s)	0.409	0.401	0.412	0.409	0.416	0.438	0.414	
		Stride efficiency (%)	49.51	80.47	83.88	71.26	65.28	67.22	68.12	
		Stride count	35.53	27.87	27.30	29.62	30.94	30.49	181.75	

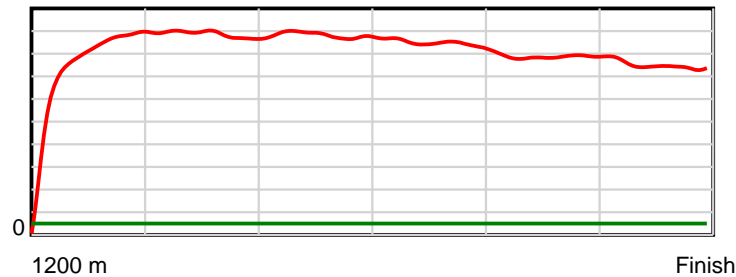
10 m Stride length



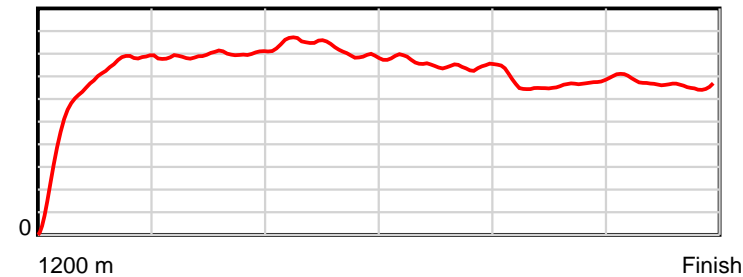
0.6 s Stride duration



20 m/sec Speed



100 % Stride efficiency



Note: Horizontal distance axis grid lines are 200m furlongs.

Disclaimer.

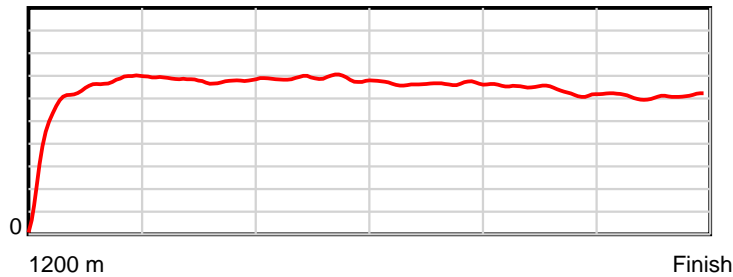
Tasracing Pty Ltd and Thoroughbred Ratings Pty Ltd accepts no responsibility for the completeness or accuracy of any of the information contained herein, and makes no representations about its suitability for any particular purpose. Users should make their own judgements about those matters and/or seek independent advice. You assume all risks associated with use of the data provided on this page.

Race Results

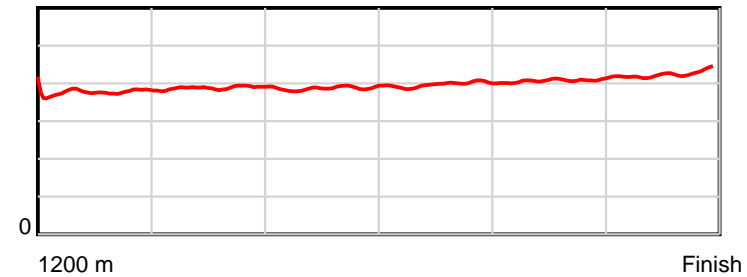
May 21, 2014, Race 6, CL1, Distance 1200m, Elwick Course Proper - Offset 3m

Result	TAB no.	Horse (Barrier)	1200 to	1000m to	800m to	600m to	400m to	200m to	Total or	Margin
11th	9	Moonrise (3)	1000m	800m	600m	400m	200m	WP	Average	
		Position in running (margin)	-	3(1.7)	4(2.5)	2(1.1)	1(0.0)	3(2.2)		9.50
		Sectional time (s)	14.57	11.13	11.02	12.04	12.92	14.05		
		Cumulative time (s)	75.72	61.15	50.03	39.01	26.96	14.05	1:15.72	
		Speed (m/s)	13.73	17.97	18.15	16.61	15.48	14.23	15.85	
		Stride length (m)	5.24	6.95	7.01	6.58	6.30	6.06	6.30	
		Stride duration (s)	0.376	0.387	0.387	0.396	0.407	0.425	0.397	
		Stride efficiency (%)	42.98	75.55	76.88	67.75	62.00	57.34	61.97	
		Stride count	38.14	28.76	28.51	30.37	31.75	33.02	190.55	

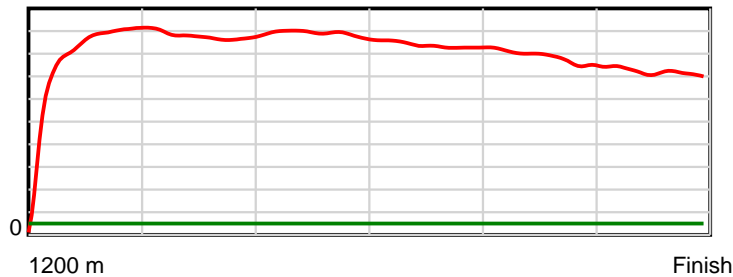
10 m Stride length



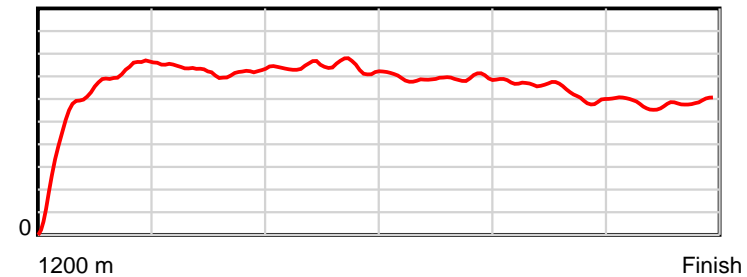
0.6 s Stride duration



20 m/sec Speed



100 % Stride efficiency



Note: Horizontal distance axis grid lines are 200m furlongs.

Disclaimer.

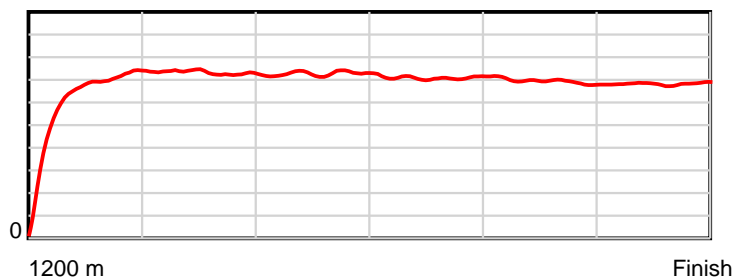
Tasracing Pty Ltd and Thoroughbred Ratings Pty Ltd accepts no responsibility for the completeness or accuracy of any of the information contained herein, and makes no representations about its suitability for any particular purpose. Users should make their own judgements about those matters and/or seek independent advice. You assume all risks associated with use of the data provided on this page.

Race Results

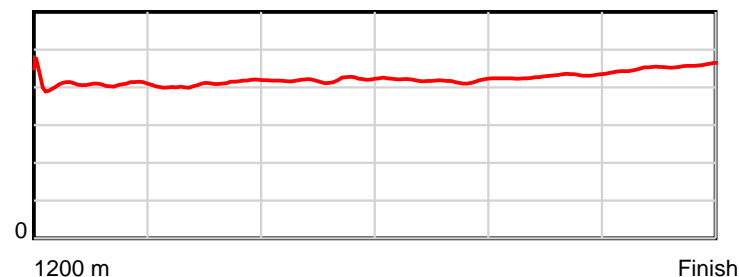
May 21, 2014, Race 6, CL1, Distance 1200m, Elwick Course Proper - Offset 3m

Result	TAB no.	Horse (Barrier)	1200 to	1000m to	800m to	600m to	400m to	200m to	Total or	Margin
12th	10	General Gee Ge... (4)	1000m	800m	600m	400m	200m	WP	Average	
		Position in running (margin)	-	2(0.6)	5(2.9)	8(5.9)	8(4.1)	6(3.9)		9.60
		Sectional time (s)	14.80	11.38	11.76	11.92	12.51	13.36		
		Cumulative time (s)	75.74	60.94	49.56	37.79	25.87	13.36	1:15.73	
		Speed (m/s)	13.52	17.57	17.01	16.78	15.99	14.97	15.84	
		Stride length (m)	5.71	7.20	7.13	7.02	6.89	6.81	6.75	
		Stride duration (s)	0.411	0.410	0.419	0.418	0.431	0.455	0.426	
		Stride efficiency (%)	50.88	80.95	79.48	76.92	74.20	72.51	71.20	
		Stride count	35.05	27.79	28.04	28.51	29.03	29.36	177.78	

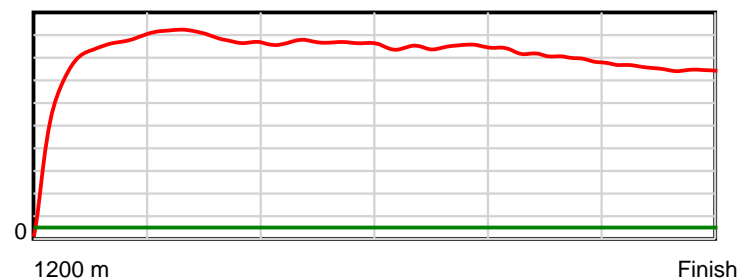
10 m Stride length



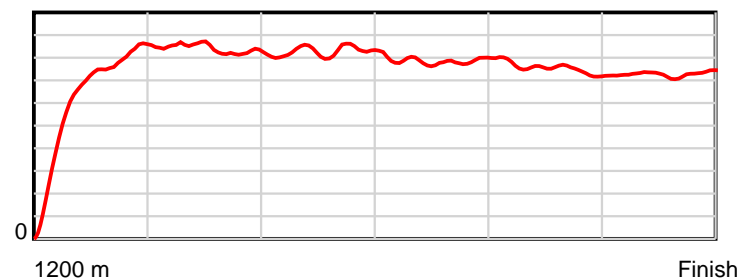
0.6 s Stride duration



20 m/sec Speed



100 % Stride efficiency



Note: Horizontal distance axis grid lines are 200m furlongs.

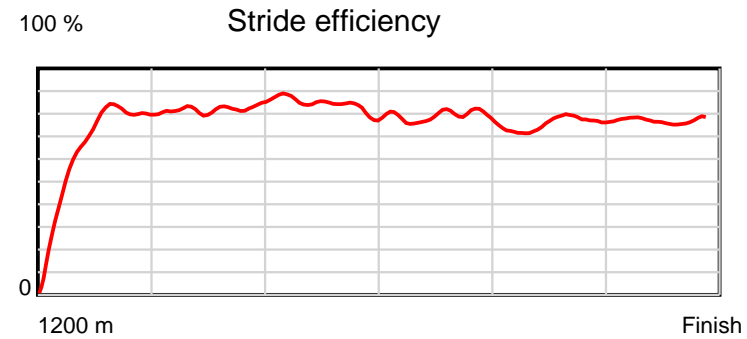
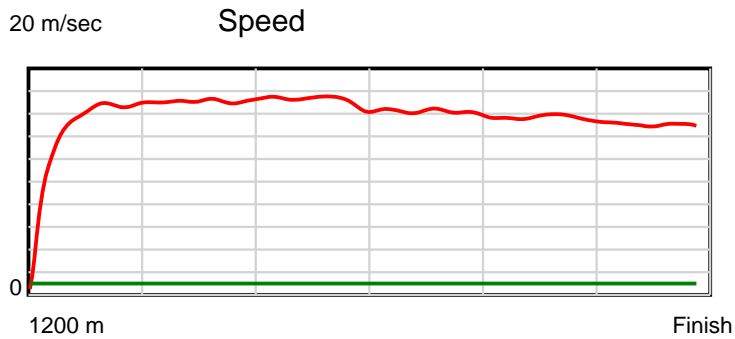
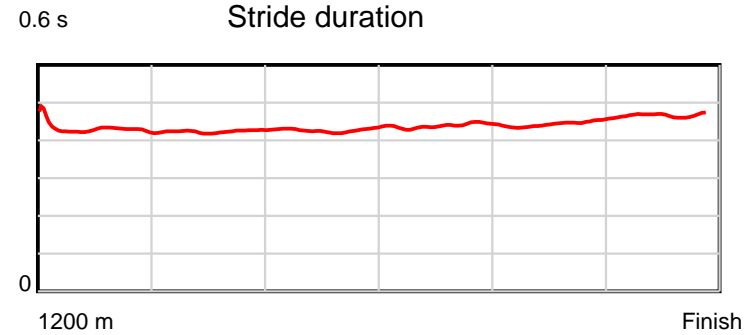
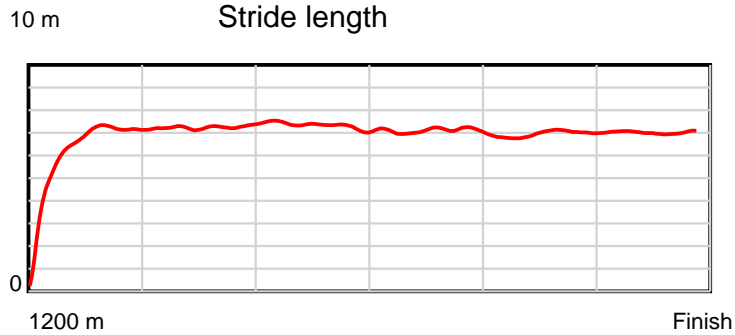
Disclaimer.

Tasracing Pty Ltd and Thoroughbred Ratings Pty Ltd accepts no responsibility for the completeness or accuracy of any of the information contained herein, and makes no representations about its suitability for any particular purpose. Users should make their own judgements about those matters and/or seek independent advice. You assume all risks associated with use of the data provided on this page.

Race Results

May 21, 2014, Race 6, CL1, Distance 1200m, Elwick Course Proper - Offset 3m

Result	TAB no.	Horse (Barrier)	1200 to	1000m to	800m to	600m to	400m to	200m to	Total or	Margin
13th	5	Arras (2)	1000m	800m	600m	400m	200m	WP	Average	
		Position in running (margin)	-	13(9.8)	13(12.2)	13(13.5)	13(14.4)	13(15.2)		17.60
		Sectional time (s)	16.13	11.38	11.48	12.37	12.68	13.28		
		Cumulative time (s)	77.32	61.19	49.81	38.33	25.96	13.28	1:17.31	
		Speed (m/s)	12.40	17.57	17.42	16.17	15.77	15.06	15.52	
		Stride length (m)	5.45	7.43	7.43	7.10	6.98	7.02	6.83	
		Stride duration (s)	0.425	0.423	0.426	0.439	0.443	0.466	0.440	
		Stride efficiency (%)	46.42	86.35	86.24	78.66	76.20	77.11	72.79	
		Stride count	36.70	26.90	26.92	28.19	28.64	28.47	175.82	



Note: Horizontal distance axis grid lines are 200m furlongs.

Disclaimer.

Tasracing Pty Ltd and Thoroughbred Ratings Pty Ltd accepts no responsibility for the completeness or accuracy of any of the information contained herein, and makes no representations about its suitability for any particular purpose. Users should make their own judgements about those matters and/or seek independent advice. You assume all risks associated with use of the data provided on this page.