



Race Results

Tasmanian Racing Club, Hobart, May 21, 2014

Compilation date: May 22, 2014, 8:47:44 AM (EST)

Copyright © 2014 Tasracing Pty Ltd. All rights reserved.

Trademarks.

StrideMASTER is a registered trademark of Thoroughbred Ratings Pty Ltd.

Disclaimer.

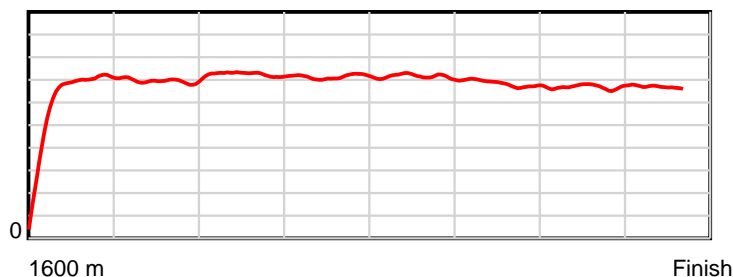
Tasracing Pty Ltd and Thoroughbred Ratings Pty Ltd accepts no responsibility for the completeness or accuracy of any of the information contained herein, and makes no representations about its suitability for any particular purpose. Users should make their own judgements about those matters and/or seek independent advice. You assume all risks associated with use of the data provided on this page.

Race Results

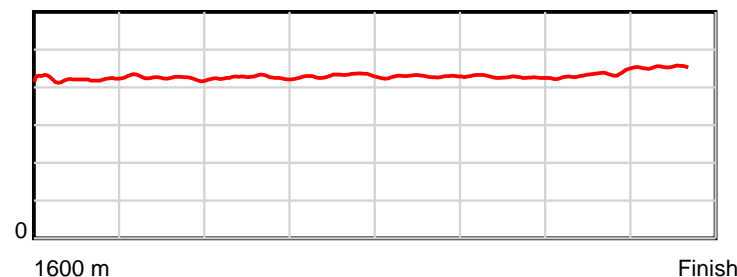
May 21, 2014, Race 7, BM78, Distance 1600m, Elwick Course Proper - Offset 3m

Result	TAB no.	Horse (Barrier)	1600 to	1400m to	1200m to	1000m to	800m to	600m to	400m to	200m to	Total or	Margin
1st	6	Westering Home (8)	1400m	1200m	1000m	800m	600m	400m	200m	WP	Average	
		Position in running (margin)	-	10(0.0)	5(0.0)	5(0.0)	5(0.0)	5(0.0)	5(0.0)	2(0.0)		0.00
		Sectional time (s)	16.35	11.21	11.67	11.98	11.98	12.63	12.80	13.39		
		Cumulative time (s)	102.00	85.65	74.44	62.77	50.79	38.81	26.19	13.39	1:42.00	
		Speed (m/s)	12.23	17.84	17.14	16.69	16.69	15.84	15.62	14.94	15.69	
		Stride length (m)	5.35	7.61	7.28	7.16	7.17	6.79	6.71	6.72	6.78	
		Stride duration (s)	0.438	0.427	0.425	0.429	0.429	0.428	0.429	0.450	0.432	
		Stride efficiency (%)	44.79	90.52	82.88	80.06	80.30	71.96	70.42	70.67	71.86	
		Stride count	37.36	26.28	27.46	27.94	27.90	29.47	29.79	29.74	235.94	

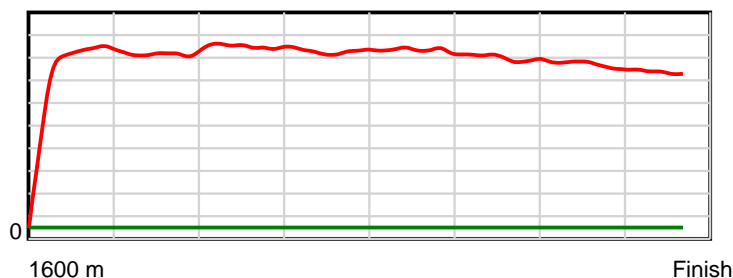
10 m Stride length



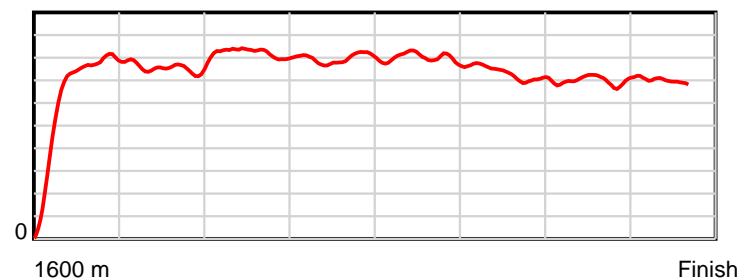
0.6 s Stride duration



20 m/sec Speed



100 % Stride efficiency



Note: Horizontal distance axis grid lines are 200m furlongs.

Disclaimer.

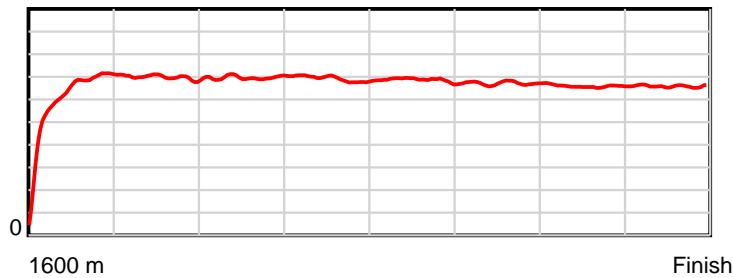
Tasracing Pty Ltd and Thoroughbred Ratings Pty Ltd accepts no responsibility for the completeness or accuracy of any of the information contained herein, and makes no representations about its suitability for any particular purpose. Users should make their own judgements about those matters and/or seek independent advice. You assume all risks associated with use of the data provided on this page.

Race Results

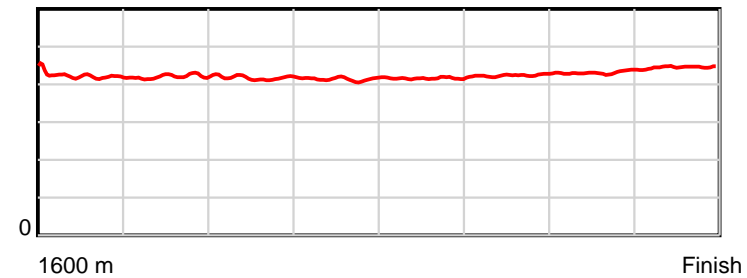
May 21, 2014, Race 7, BM78, Distance 1600m, Elwick Course Proper - Offset 3m

Result	TAB no.	Horse (Barrier)	1600 to	1400m to	1200m to	1000m to	800m to	600m to	400m to	200m to	Total or	Margin
2nd	4	Date And Sign (3)	1400m	1200m	1000m	800m	600m	400m	200m	WP	Average	
		Position in running (margin)	-	5(0.0)	4(0.0)	4(0.0)	4(0.0)	4(0.0)	3(0.0)	3(0.0)		0.10
		Sectional time (s)	15.39	11.87	11.81	11.85	12.06	12.53	13.10	13.40		
		Cumulative time (s)	102.02	86.63	74.76	62.95	51.10	39.03	26.50	13.40	1:42.02	
		Speed (m/s)	13.00	16.85	16.93	16.88	16.58	15.96	15.27	14.93	15.68	
		Stride length (m)	5.37	7.07	7.06	6.97	6.89	6.75	6.58	6.64	6.62	
		Stride duration (s)	0.418	0.420	0.417	0.413	0.415	0.423	0.431	0.445	0.422	
		Stride efficiency (%)	45.05	78.17	77.81	75.97	74.15	71.28	67.67	68.80	68.47	
		Stride count	37.25	28.28	28.34	28.68	29.03	29.61	30.39	30.14	241.72	

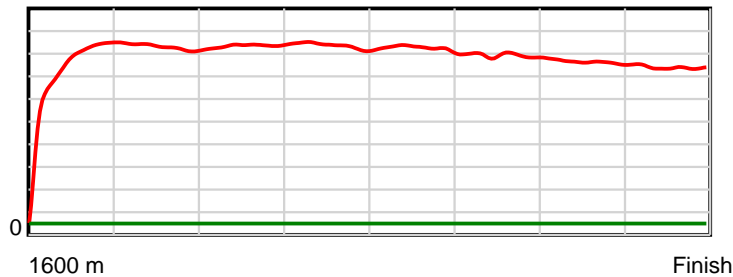
10 m Stride length



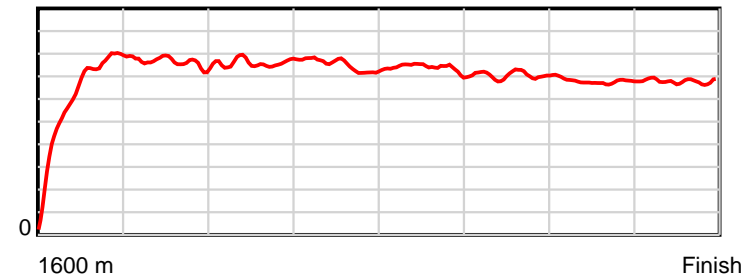
0.6 s Stride duration



20 m/sec Speed



100 % Stride efficiency



Note: Horizontal distance axis grid lines are 200m furlongs.

Disclaimer.

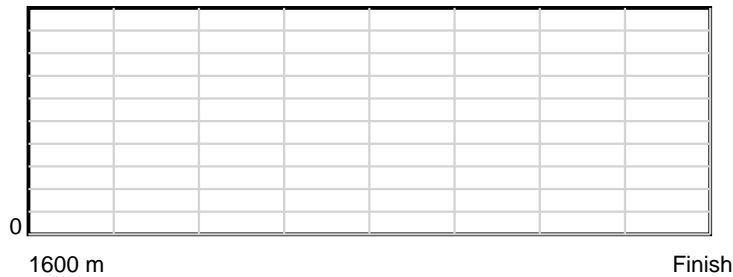
Tasracing Pty Ltd and Thoroughbred Ratings Pty Ltd accepts no responsibility for the completeness or accuracy of any of the information contained herein, and makes no representations about its suitability for any particular purpose. Users should make their own judgements about those matters and/or seek independent advice. You assume all risks associated with use of the data provided on this page.

Race Results


May 21, 2014, Race 7, BM78, Distance 1600m, Elwick Course Proper - Offset 3m

Result	TAB no.	Horse (Barrier)	1600 to	1400m to	1200m to	1000m to	800m to	600m to	400m to	200m to	Total or	Margin
3rd	7	Mega Excel (6)	WP	Average								
		Position in running (margin)		0.50								
		Sectional time (s)										
		Cumulative time (s)	1:42.09									
		Speed (m/s)	15.67									
		Stride length (m)	nan									
		Stride duration (s)	nan									
		Stride efficiency (%)	nan									
		Stride count	0.00									

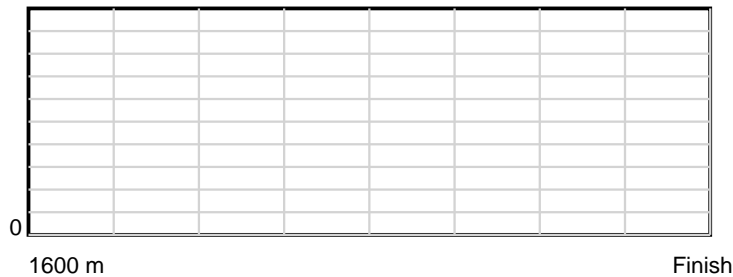
10 m Stride length



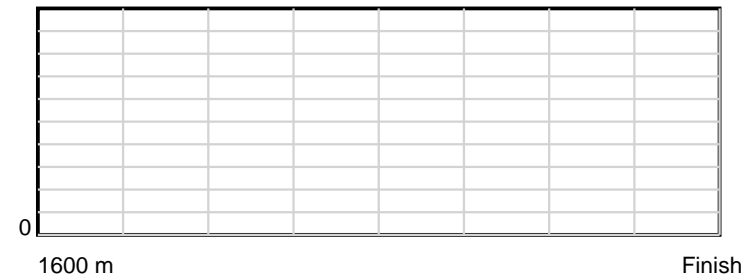
0.6 s Stride duration



20 m/sec Speed



100 % Stride efficiency



Note: Horizontal distance axis grid lines are 200m furlongs.

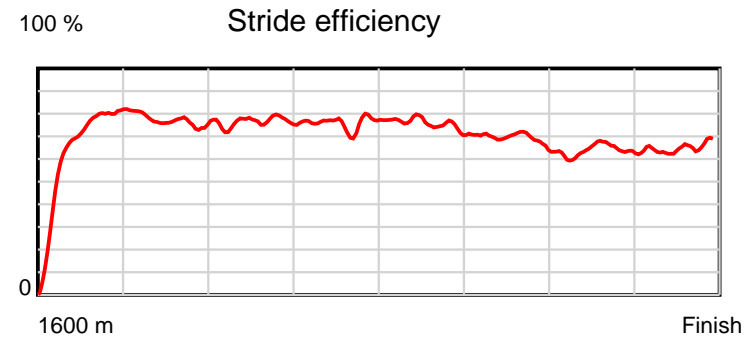
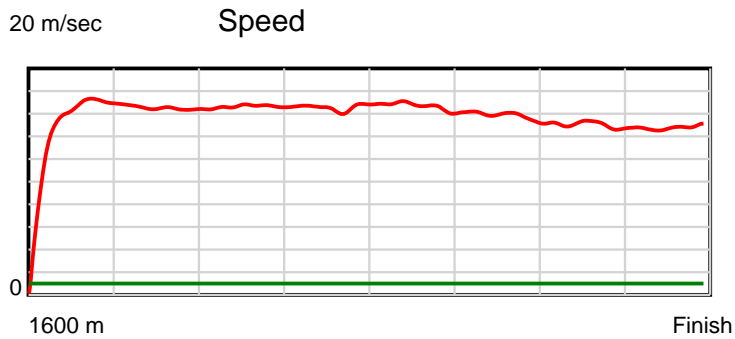
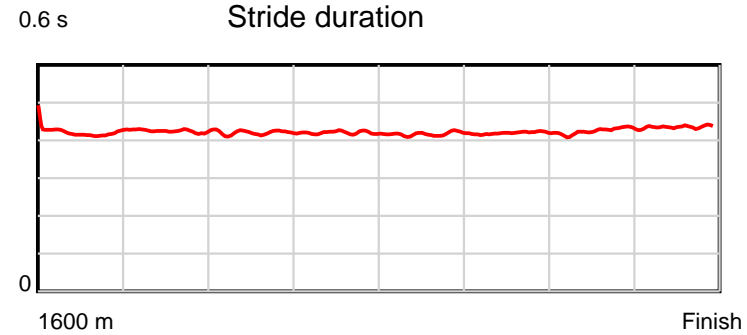
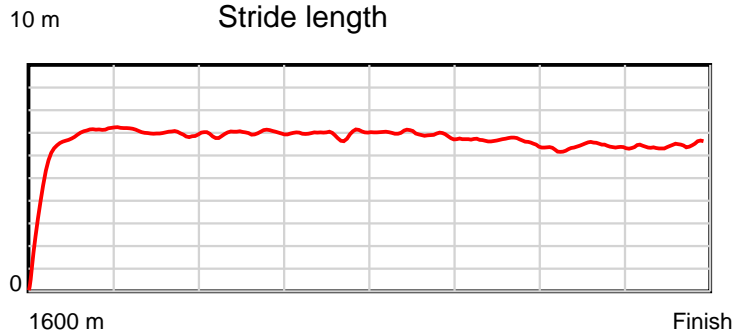
Disclaimer.

Tasracing Pty Ltd and Thoroughbred Ratings Pty Ltd accepts no responsibility for the completeness or accuracy of any of the information contained herein, and makes no representations about its suitability for any particular purpose. Users should make their own judgements about those matters and/or seek independent advice. You assume all risks associated with use of the data provided on this page.

Race Results

May 21, 2014, Race 7, BM78, Distance 1600m, Elwick Course Proper - Offset 3m

Result	TAB no.	Horse (Barrier)	1600 to	1400m to	1200m to	1000m to	800m to	600m to	400m to	200m to	Total or	Margin
4th	3	Spotluck (2)	1400m	1200m	1000m	800m	600m	400m	200m	WP	Average	
		Position in running (margin)	-	3(0.0)	3(0.0)	3(0.0)	3(0.0)	3(0.0)	4(0.0)	5(0.0)		1.80
		Sectional time (s)	15.32	11.82	11.84	11.95	11.97	12.78	13.22	13.44		
		Cumulative time (s)	102.35	87.03	75.20	63.36	51.41	39.44	26.66	13.44	1:42.34	
		Speed (m/s)	13.06	16.92	16.89	16.74	16.71	15.65	15.13	14.88	15.63	
		Stride length (m)	5.51	7.17	7.09	7.04	6.95	6.55	6.42	6.47	6.61	
		Stride duration (s)	0.427	0.424	0.420	0.421	0.416	0.419	0.424	0.435	0.423	
		Stride efficiency (%)	47.37	80.32	78.52	77.41	75.48	67.12	64.45	65.42	68.19	
		Stride count	36.33	27.90	28.21	28.42	28.78	30.52	31.14	30.91	242.21	



Note: Horizontal distance axis grid lines are 200m furlongs.

Disclaimer.

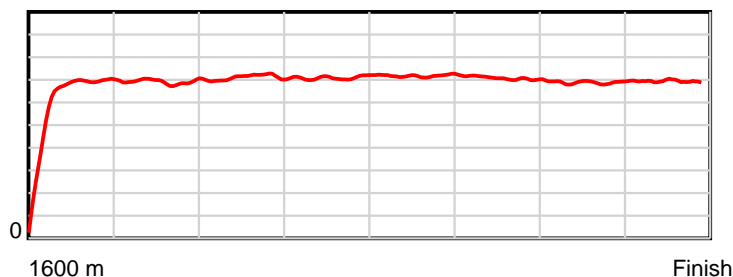
Tasracing Pty Ltd and Thoroughbred Ratings Pty Ltd accepts no responsibility for the completeness or accuracy of any of the information contained herein, and makes no representations about its suitability for any particular purpose. Users should make their own judgements about those matters and/or seek independent advice. You assume all risks associated with use of the data provided on this page.

Race Results

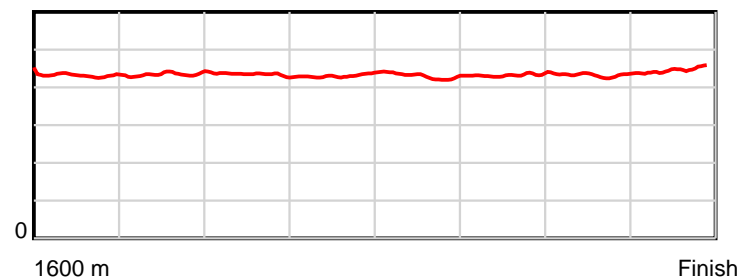
May 21, 2014, Race 7, BM78, Distance 1600m, Elwick Course Proper - Offset 3m

Result	TAB no.	Horse (Barrier)	1600 to	1400m to	1200m to	1000m to	800m to	600m to	400m to	200m to	Total or	Margin
5th	2	Prince Obama (9)	1400m	1200m	1000m	800m	600m	400m	200m	WP	Average	
		Position in running (margin)	-	9(0.0)	10(0.0)	10(0.0)	10(0.0)	10(0.0)	10(0.0)	8(0.0)		3.60
		Sectional time (s)	16.16	12.51	12.17	11.99	11.90	12.48	12.59	12.88		
		Cumulative time (s)	102.69	86.53	74.02	61.85	49.85	37.95	25.47	12.88	1:42.69	
		Speed (m/s)	12.37	15.99	16.43	16.68	16.81	16.03	15.89	15.53	15.58	
		Stride length (m)	5.34	6.94	7.15	7.16	7.23	6.92	6.88	6.91	6.76	
		Stride duration (s)	0.431	0.434	0.435	0.429	0.430	0.432	0.433	0.445	0.434	
		Stride efficiency (%)	44.57	75.25	79.90	80.13	81.72	74.77	73.93	74.71	71.37	
		Stride count	37.45	28.82	27.97	27.93	27.66	28.91	29.08	28.93	236.75	

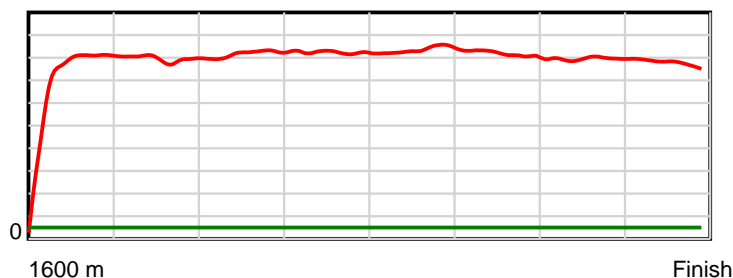
10 m Stride length



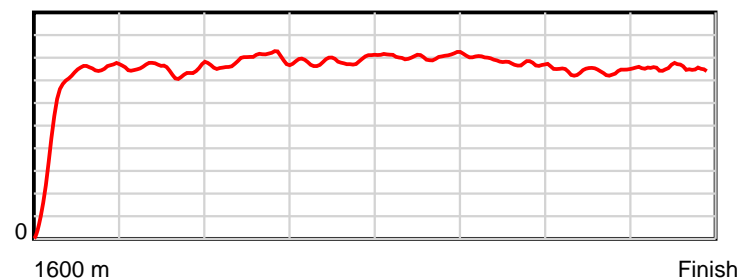
0.6 s Stride duration



20 m/sec Speed



100 % Stride efficiency



Note: Horizontal distance axis grid lines are 200m furlongs.

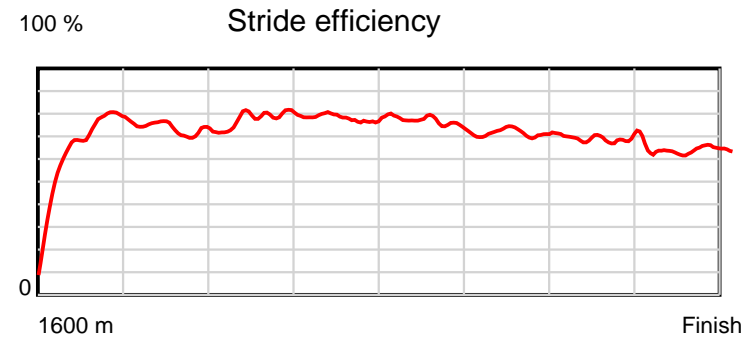
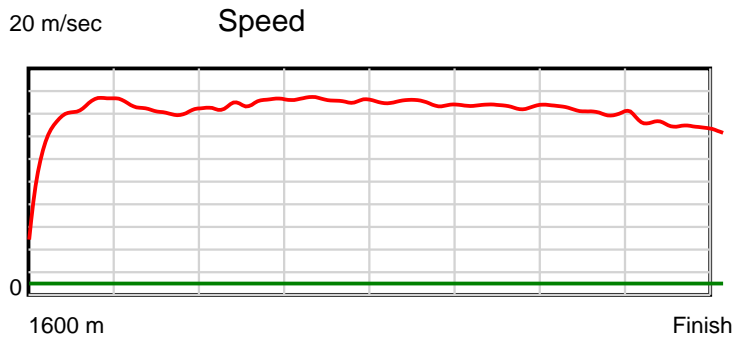
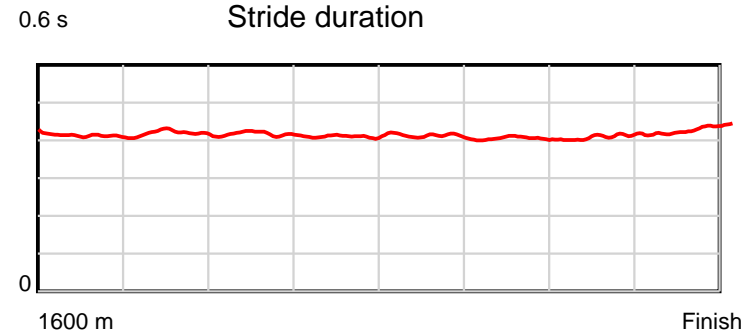
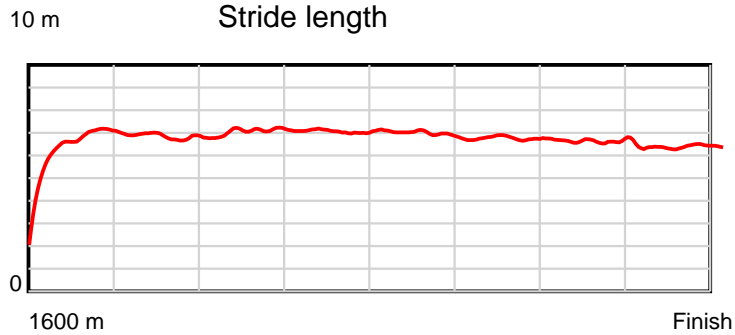
Disclaimer.

Tasracing Pty Ltd and Thoroughbred Ratings Pty Ltd accepts no responsibility for the completeness or accuracy of any of the information contained herein, and makes no representations about its suitability for any particular purpose. Users should make their own judgements about those matters and/or seek independent advice. You assume all risks associated with use of the data provided on this page.

Race Results

May 21, 2014, Race 7, BM78, Distance 1600m, Elwick Course Proper - Offset 3m

Result	TAB no.	Horse (Barrier)	1600 to	1400m to	1200m to	1000m to	800m to	600m to	400m to	200m to	Total or	Margin
6th	5	Volcanic Sky (10)	1400m	1200m	1000m	800m	600m	400m	200m	WP	Average	
		Position in running (margin)	-	4(0.0)	9(0.0)	9(0.0)	9(0.0)	8(0.0)	6(0.0)	4(0.0)		6.10
		Sectional time (s)	16.05	12.57	11.94	11.85	11.97	12.32	12.78	13.69		
		Cumulative time (s)	103.18	87.13	74.55	62.61	50.76	38.79	26.47	13.69	1:43.18	
		Speed (m/s)	12.46	15.91	16.75	16.88	16.71	16.23	15.65	14.61	15.51	
		Stride length (m)	5.23	6.66	6.98	6.93	6.86	6.57	6.41	6.30	6.44	
		Stride duration (s)	0.414	0.419	0.417	0.411	0.411	0.405	0.409	0.431	0.416	
		Stride efficiency (%)	42.74	69.36	76.15	74.99	73.59	67.49	64.12	62.04	64.88	
		Stride count	38.24	30.02	28.65	28.87	29.14	30.43	31.22	31.74	248.31	



Note: Horizontal distance axis grid lines are 200m furlongs.

Disclaimer.

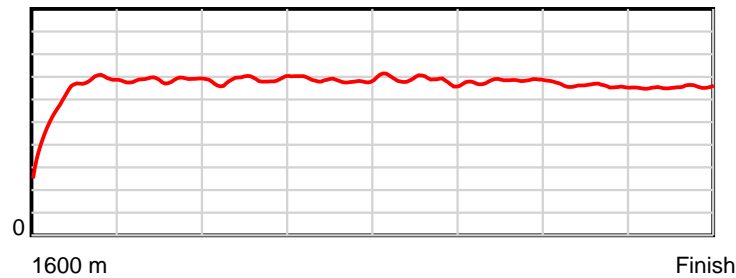
Tasracing Pty Ltd and Thoroughbred Ratings Pty Ltd accepts no responsibility for the completeness or accuracy of any of the information contained herein, and makes no representations about its suitability for any particular purpose. Users should make their own judgements about those matters and/or seek independent advice. You assume all risks associated with use of the data provided on this page.

Race Results

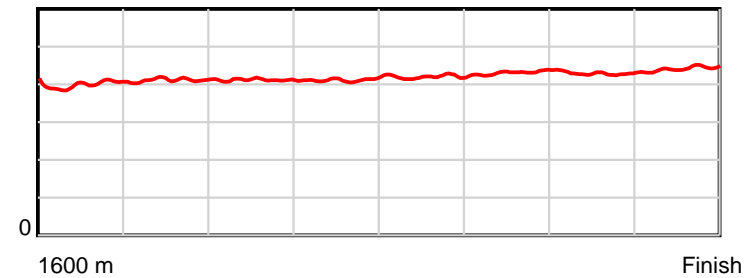
May 21, 2014, Race 7, BM78, Distance 1600m, Elwick Course Proper - Offset 3m

Result	TAB no.	Horse (Barrier)	1600 to	1400m to	1200m to	1000m to	800m to	600m to	400m to	200m to	Total or	Margin
7th	9	Royal Express (5)	1400m	1200m	1000m	800m	600m	400m	200m	WP	Average	
		Position in running (margin)	-	7(0.0)	7(0.0)	8(0.0)	8(0.0)	9(0.0)	7(0.0)	7(0.0)		8.40
		Sectional time (s)	16.38	11.98	12.01	12.00	12.26	12.41	12.92	13.66		
		Cumulative time (s)	103.63	87.25	75.26	63.25	51.25	38.99	26.58	13.66	1:43.63	
		Speed (m/s)	12.21	16.69	16.65	16.67	16.31	16.12	15.48	14.64	15.44	
		Stride length (m)	4.98	6.87	6.84	6.87	6.84	6.96	6.63	6.48	6.49	
		Stride duration (s)	0.400	0.412	0.411	0.412	0.419	0.432	0.429	0.442	0.420	
		Stride efficiency (%)	38.80	73.69	73.18	73.68	73.13	75.80	68.76	65.54	65.78	
		Stride count	40.13	29.13	29.23	29.13	29.23	28.72	30.15	30.88	246.60	

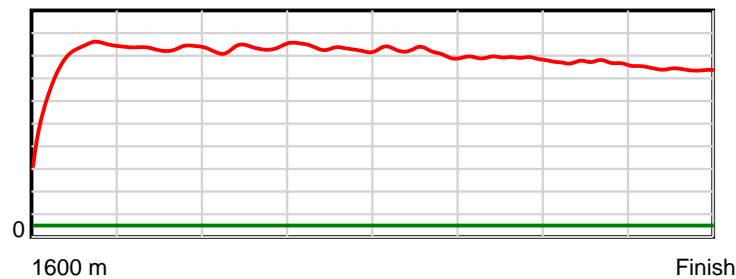
10 m Stride length



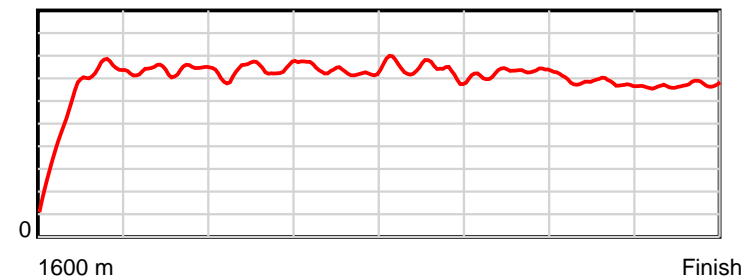
0.6 s Stride duration



20 m/sec Speed



100 % Stride efficiency



Note: Horizontal distance axis grid lines are 200m furlongs.

Disclaimer.

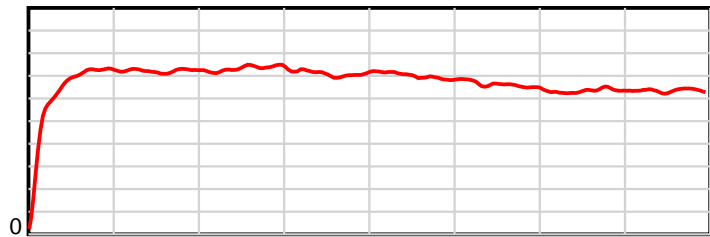
Tasracing Pty Ltd and Thoroughbred Ratings Pty Ltd accepts no responsibility for the completeness or accuracy of any of the information contained herein, and makes no representations about its suitability for any particular purpose. Users should make their own judgements about those matters and/or seek independent advice. You assume all risks associated with use of the data provided on this page.

Race Results

May 21, 2014, Race 7, BM78, Distance 1600m, Elwick Course Proper - Offset 3m

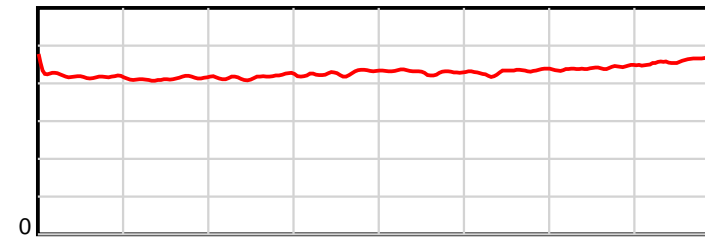
Result	TAB no.	Horse (Barrier)	1600 to	1400m to	1200m to	1000m to	800m to	600m to	400m to	200m to	Total or	Margin
8th	1	Pengalas Gee G... (1)	1400m	1200m	1000m	800m	600m	400m	200m	WP	Average	
		Position in running (margin)	-	2(0.0)	2(0.0)	2(0.0)	2(0.0)	2(0.0)	2(0.0)	6(0.0)		9.70
		Sectional time (s)	15.42	11.23	11.08	12.09	12.42	13.37	13.79	14.48		
		Cumulative time (s)	103.89	88.47	77.24	66.16	54.06	41.65	28.27	14.48	1:43.89	
		Speed (m/s)	12.97	17.81	18.05	16.54	16.10	14.96	14.50	13.81	15.40	
		Stride length (m)	5.65	7.35	7.53	7.05	6.92	6.45	6.39	6.35	6.66	
		Stride duration (s)	0.429	0.413	0.417	0.426	0.430	0.431	0.441	0.460	0.432	
		Stride efficiency (%)	49.94	84.37	88.58	77.65	74.78	64.98	63.90	63.01	69.31	
		Stride count	35.38	27.22	26.56	28.37	28.91	31.02	31.28	31.50	240.24	

10 m Stride length



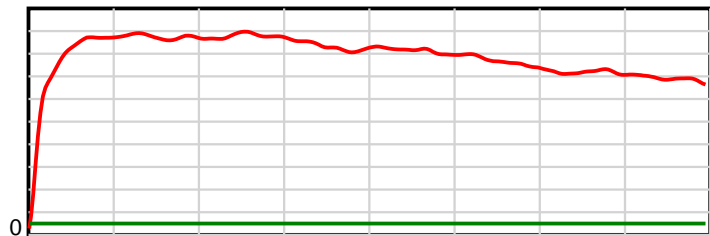
1600 m Finish

0.6 s Stride duration



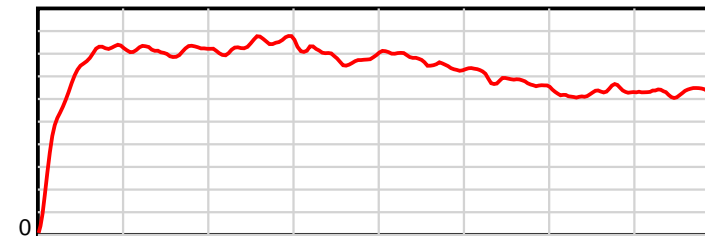
1600 m Finish

20 m/sec Speed



1600 m Finish

100 % Stride efficiency



1600 m Finish

Note: Horizontal distance axis grid lines are 200m furlongs.

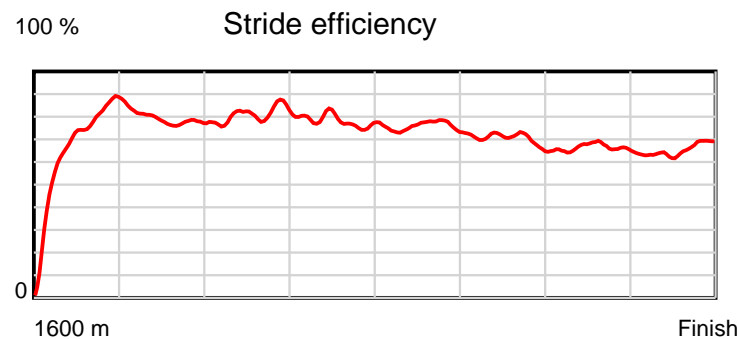
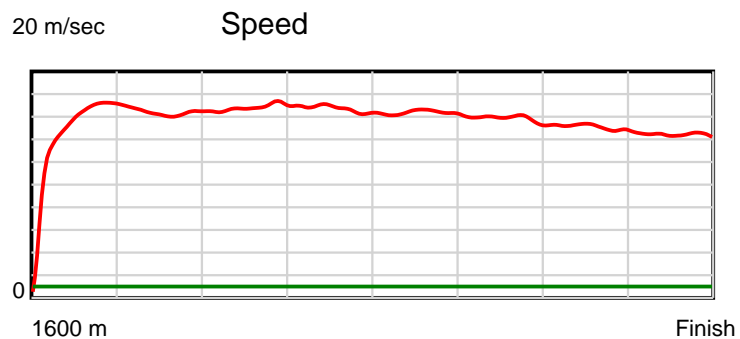
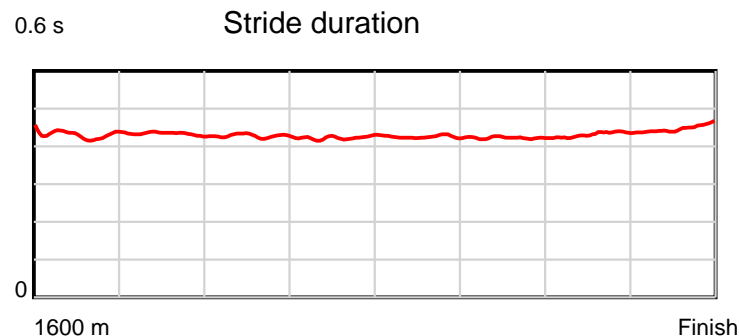
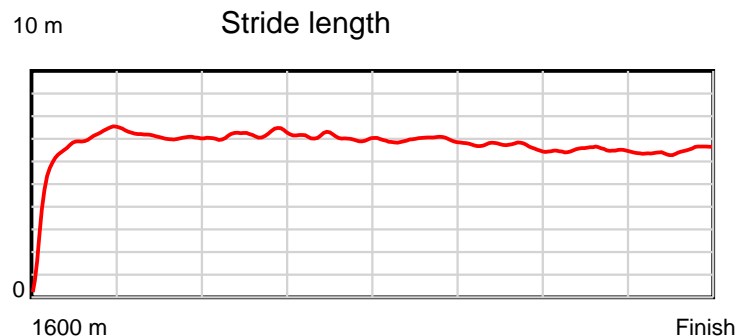
Disclaimer.

Tasracing Pty Ltd and Thoroughbred Ratings Pty Ltd accepts no responsibility for the completeness or accuracy of any of the information contained herein, and makes no representations about its suitability for any particular purpose. Users should make their own judgements about those matters and/or seek independent advice. You assume all risks associated with use of the data provided on this page.

Race Results

May 21, 2014, Race 7, BM78, Distance 1600m, Elwick Course Proper - Offset 3m

Result	TAB no.	Horse (Barrier)	1600 to	1400m to	1200m to	1000m to	800m to	600m to	400m to	200m to	Total or	Margin
9th	8	Status Seeker (7)	1400m	1200m	1000m	800m	600m	400m	200m	WP	Average	
		Position in running (margin)	-	8(0.0)	8(0.0)	7(0.0)	6(0.0)	7(0.0)	9(0.0)	10(0.0)		9.90
		Sectional time (s)	16.15	12.18	11.67	11.92	12.20	12.87	13.26	13.68		
		Cumulative time (s)	103.93	87.78	75.60	63.94	52.01	39.81	26.94	13.68	1:43.93	
		Speed (m/s)	12.38	16.42	17.14	16.78	16.39	15.54	15.08	14.62	15.40	
		Stride length (m)	5.63	7.11	7.32	7.10	6.96	6.57	6.51	6.56	6.68	
		Stride duration (s)	0.435	0.433	0.427	0.423	0.425	0.423	0.431	0.449	0.434	
		Stride efficiency (%)	49.54	78.95	83.82	78.73	75.71	67.38	66.17	67.25	69.70	
		Stride count	35.52	28.14	27.31	28.18	28.73	30.46	30.74	30.49	239.57	



Note: Horizontal distance axis grid lines are 200m furlongs.

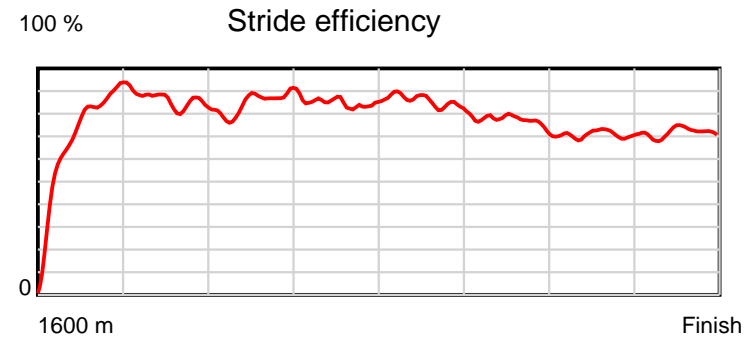
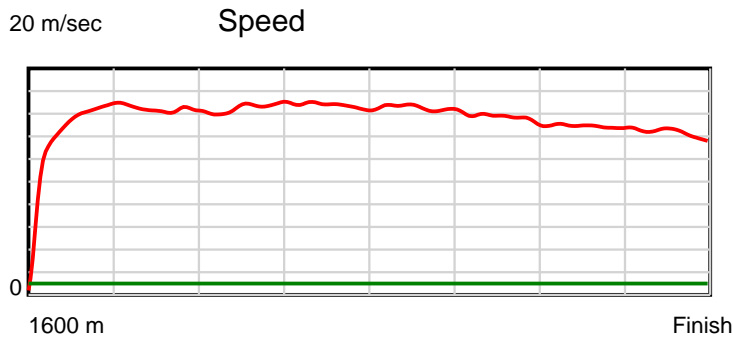
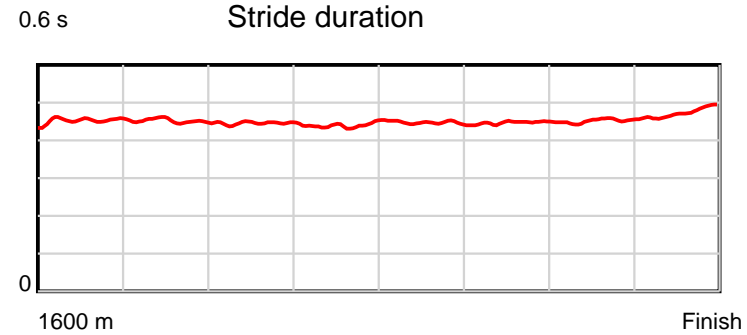
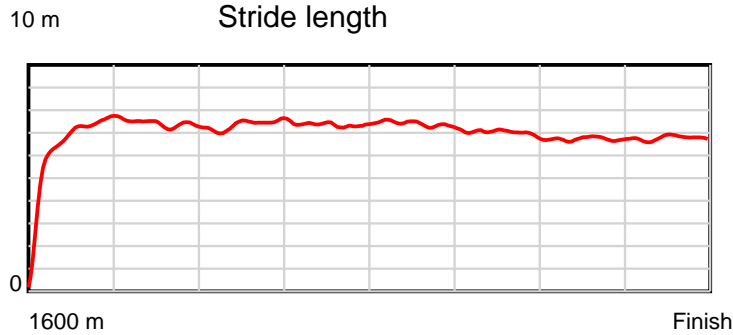
Disclaimer.

Tasracing Pty Ltd and Thoroughbred Ratings Pty Ltd accepts no responsibility for the completeness or accuracy of any of the information contained herein, and makes no representations about its suitability for any particular purpose. Users should make their own judgements about those matters and/or seek independent advice. You assume all risks associated with use of the data provided on this page.

Race Results

May 21, 2014, Race 7, BM78, Distance 1600m, Elwick Course Proper - Offset 3m

Result	TAB no.	Horse (Barrier)	1600 to	1400m to	1200m to	1000m to	800m to	600m to	400m to	200m to	Total or	Margin
10th	10	Sparton (4)	1400m	1200m	1000m	800m	600m	400m	200m	WP	Average	
		Position in running (margin)	-	6(0.0)	6(0.0)	6(0.0)	7(0.0)	6(0.0)	8(0.0)	9(0.0)		12.20
		Sectional time (s)	16.01	12.03	11.98	11.95	12.09	12.96	13.28	14.10		
		Cumulative time (s)	104.39	88.38	76.35	64.37	52.42	40.33	27.37	14.10	1:44.39	
		Speed (m/s)	12.49	16.63	16.69	16.74	16.54	15.43	15.06	14.18	15.33	
		Stride length (m)	5.76	7.49	7.45	7.34	7.39	6.89	6.79	6.74	6.94	
		Stride duration (s)	0.450	0.451	0.446	0.439	0.447	0.447	0.451	0.475	0.452	
		Stride efficiency (%)	51.76	87.70	86.68	84.27	85.37	74.21	72.12	71.05	75.16	
		Stride count	34.75	26.70	26.85	27.23	27.06	29.02	29.44	29.66	230.71	



Note: Horizontal distance axis grid lines are 200m furlongs.

Disclaimer.

Tasracing Pty Ltd and Thoroughbred Ratings Pty Ltd accepts no responsibility for the completeness or accuracy of any of the information contained herein, and makes no representations about its suitability for any particular purpose. Users should make their own judgements about those matters and/or seek independent advice. You assume all risks associated with use of the data provided on this page.