



## Race Results

Tasmanian Racing Club, Hobart, May 21, 2014

Compilation date: May 22, 2014, 8:48:50 AM (EST)

Copyright © 2014 Tasracing Pty Ltd. All rights reserved.

### Trademarks.

StrideMASTER is a registered trademark of Thoroughbred Ratings Pty Ltd.

### Disclaimer.

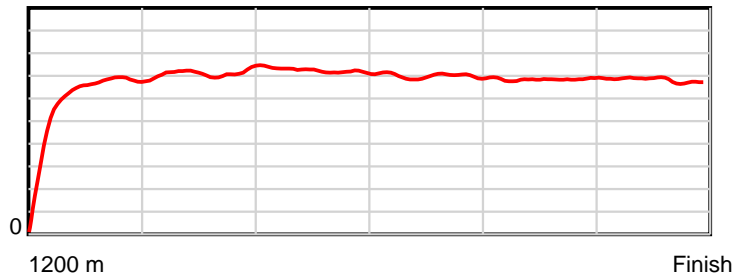
Tasracing Pty Ltd and Thoroughbred Ratings Pty Ltd accepts no responsibility for the completeness or accuracy of any of the information contained herein, and makes no representations about its suitability for any particular purpose. Users should make their own judgements about those matters and/or seek independent advice. You assume all risks associated with use of the data provided on this page.

# Race Results

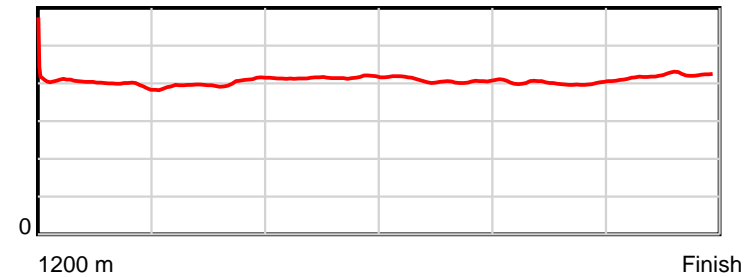
May 21, 2014, Race 8, OPN HCP, Distance 1200m, Elwick Course Proper - Offset 3m

Result	TAB no.	Horse (Barrier)	1200 to	1000m to	800m to	600m to	400m to	200m to	Total or	Margin
1st	10	Hailed (10)	1000m	800m	600m	400m	200m	WP	Average	
		Position in running (margin)	-	11(6.3)	8(5.4)	9(6.9)	9(5.6)	3(2.3)		0.00
		Sectional time (s)	14.88	10.93	11.45	11.76	11.79	12.46		
		Cumulative time (s)	73.27	58.39	47.46	36.00	24.25	12.46	1:13.26	
		Speed (m/s)	13.44	18.30	17.47	17.01	16.96	16.05	16.38	
		Stride length (m)	5.48	7.28	7.23	6.94	6.79	6.70	6.68	
		Stride duration (s)	0.408	0.398	0.414	0.408	0.400	0.417	0.408	
		Stride efficiency (%)	46.90	82.76	81.79	75.26	72.13	70.15	69.65	
		Stride count	36.51	27.48	27.64	28.82	29.44	29.85	179.74	

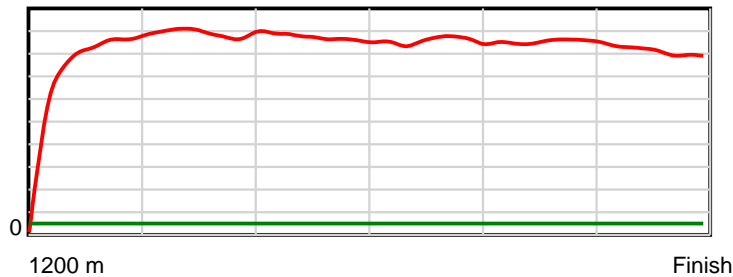
10 m Stride length



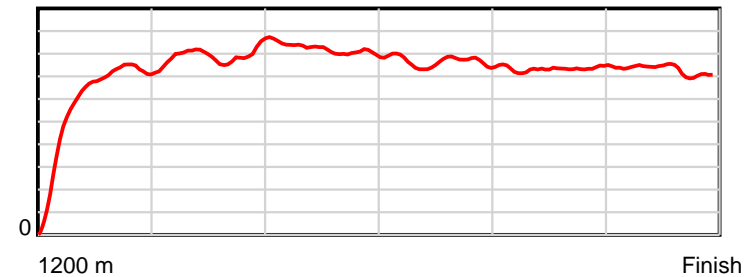
0.6 s Stride duration



20 m/sec Speed



100 % Stride efficiency



Note: Horizontal distance axis grid lines are 200m furlongs.

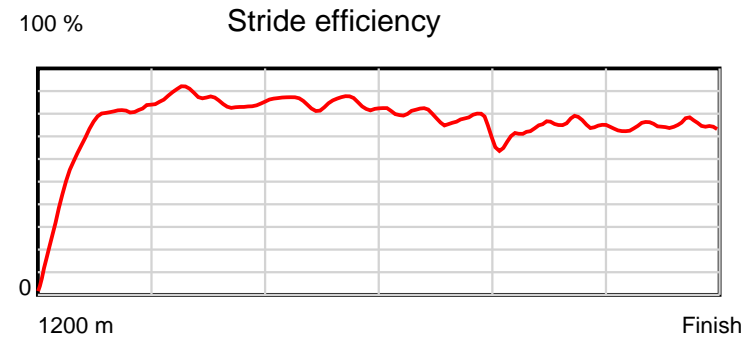
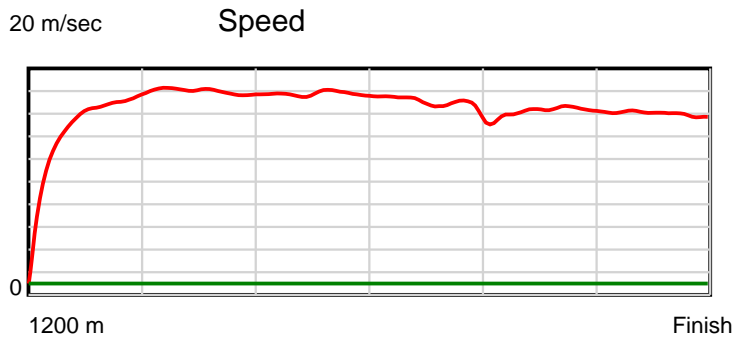
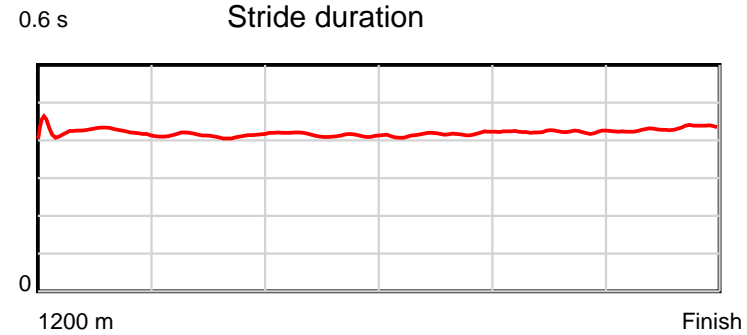
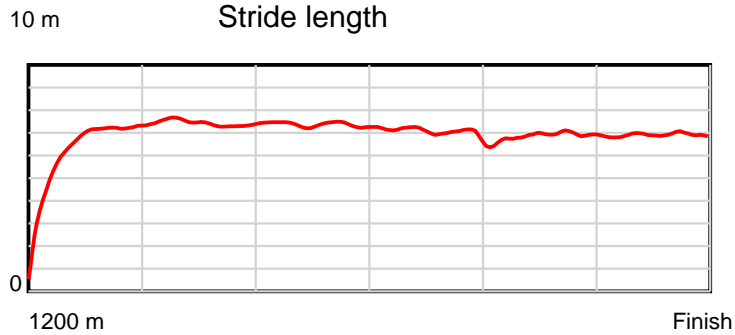
**Disclaimer.**

Tasracing Pty Ltd and Thoroughbred Ratings Pty Ltd accepts no responsibility for the completeness or accuracy of any of the information contained herein, and makes no representations about its suitability for any particular purpose. Users should make their own judgements about those matters and/or seek independent advice. You assume all risks associated with use of the data provided on this page.

# Race Results

May 21, 2014, Race 8, OPN HCP, Distance 1200m, Elwick Course Proper - Offset 3m

Result	TAB no.	Horse (Barrier)	1200 to	1000m to	800m to	600m to	400m to	200m to	Total or	Margin
2nd	4	Minute Repeate... (1)	1000m	800m	600m	400m	200m	WP	Average	
		Position in running (margin)	-	8(5.0)	7(4.9)	5(4.7)	2(2.5)	2(1.4)		0.20
		Sectional time (s)	14.71	11.06	11.18	11.59	12.15	12.62		
		Cumulative time (s)	73.31	58.60	47.54	36.36	24.77	12.62	1:13.31	
		Speed (m/s)	13.60	18.08	17.89	17.26	16.46	15.85	16.37	
		Stride length (m)	5.68	7.48	7.42	7.17	6.95	6.83	6.86	
		Stride duration (s)	0.419	0.414	0.415	0.416	0.422	0.431	0.419	
		Stride efficiency (%)	50.44	87.45	86.11	80.39	75.44	72.98	73.64	
		Stride count	35.20	26.74	26.94	27.88	28.78	29.27	174.81	



Note: Horizontal distance axis grid lines are 200m furlongs.

**Disclaimer.**

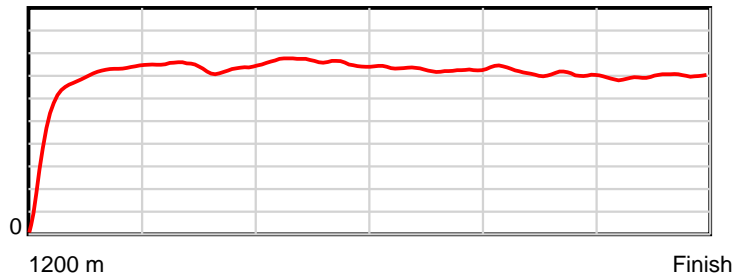
Tasracing Pty Ltd and Thoroughbred Ratings Pty Ltd accepts no responsibility for the completeness or accuracy of any of the information contained herein, and makes no representations about its suitability for any particular purpose. Users should make their own judgements about those matters and/or seek independent advice. You assume all risks associated with use of the data provided on this page.

# Race Results

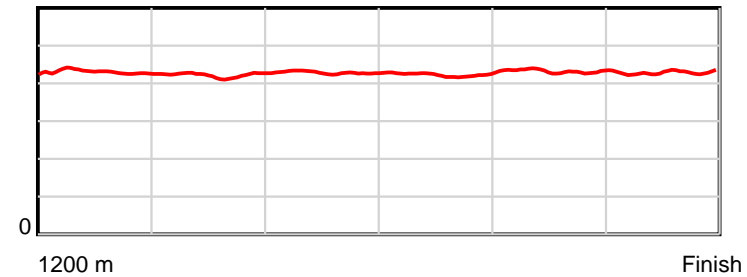
May 21, 2014, Race 8, OPN HCP, Distance 1200m, Elwick Course Proper - Offset 3m

Result	TAB no.	Horse (Barrier)	1200 to	1000m to	800m to	600m to	400m to	200m to	Total or	Margin
3rd	5	<b>Barysh Quest (3)</b>	<b>1000m</b>	<b>800m</b>	<b>600m</b>	<b>400m</b>	<b>200m</b>	<b>WP</b>	<b>Average</b>	
		Position in running (margin)	-	12(7.1)	11(7.3)	10(7.2)	8(5.5)	9(4.1)		0.40
		Sectional time (s)	14.90	11.10	11.20	11.67	12.11	12.35		
		Cumulative time (s)	73.34	58.44	47.33	36.13	24.46	12.35	1:13.34	
		Speed (m/s)	13.42	18.02	17.86	17.14	16.52	16.19	16.36	
		Stride length (m)	5.68	7.59	7.64	7.25	7.14	6.94	6.97	
		Stride duration (s)	0.427	0.421	0.428	0.423	0.432	0.429	0.426	
		Stride efficiency (%)	50.40	89.99	91.31	82.13	79.56	75.27	75.90	
		Stride count	35.22	26.36	26.16	27.59	28.03	28.82	172.18	

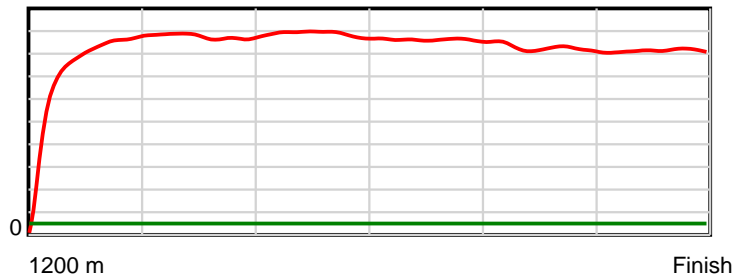
10 m Stride length



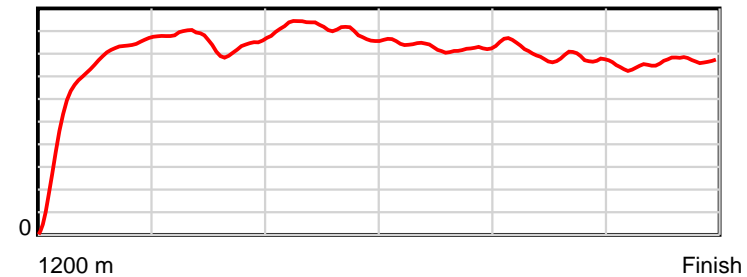
0.6 s Stride duration



20 m/sec Speed



100 % Stride efficiency



Note: Horizontal distance axis grid lines are 200m furlongs.

## Disclaimer.

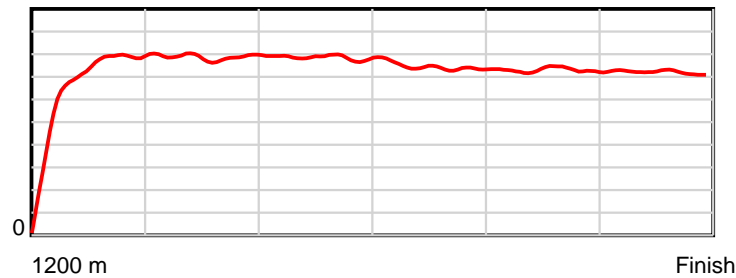
Tasracing Pty Ltd and Thoroughbred Ratings Pty Ltd accepts no responsibility for the completeness or accuracy of any of the information contained herein, and makes no representations about its suitability for any particular purpose. Users should make their own judgements about those matters and/or seek independent advice. You assume all risks associated with use of the data provided on this page.

# Race Results

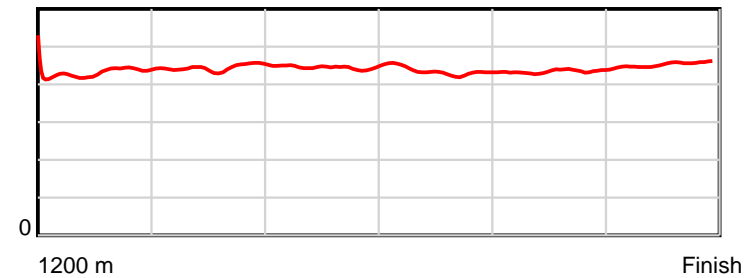
May 21, 2014, Race 8, OPN HCP, Distance 1200m, Elwick Course Proper - Offset 3m

Result	TAB no.	Horse (Barrier)	1200 to	1000m to	800m to	600m to	400m to	200m to	Total or	Margin
4th	3	Jay Bee's Gee ... (8)	1000m	800m	600m	400m	200m	WP	Average	
		Position in running (margin)	-	5(3.4)	5(3.4)	4(4.7)	7(4.8)	5(2.6)		0.60
		Sectional time (s)	14.31	11.08	11.42	11.98	11.97	12.61		
		Cumulative time (s)	73.38	59.07	47.99	36.57	24.58	12.61	1:13.37	
		Speed (m/s)	13.98	18.05	17.51	16.69	16.71	15.86	16.35	
		Stride length (m)	6.10	8.02	7.77	7.27	7.23	7.19	7.21	
		Stride duration (s)	0.440	0.444	0.444	0.436	0.433	0.454	0.441	
		Stride efficiency (%)	58.23	100.58	94.38	82.58	81.79	80.89	81.29	
		Stride count	32.76	24.93	25.74	27.51	27.64	27.80	166.38	

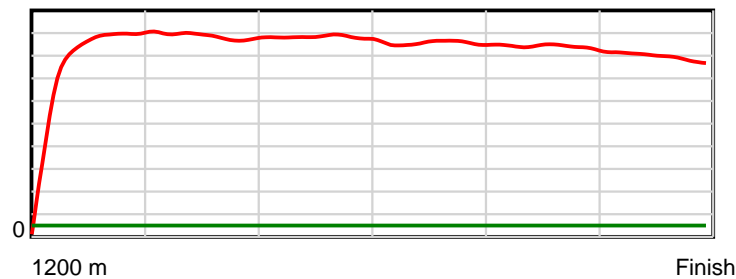
10 m Stride length



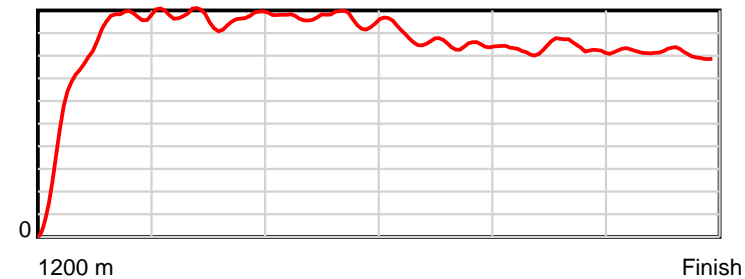
0.6 s Stride duration



20 m/sec Speed



100 % Stride efficiency



Note: Horizontal distance axis grid lines are 200m furlongs.

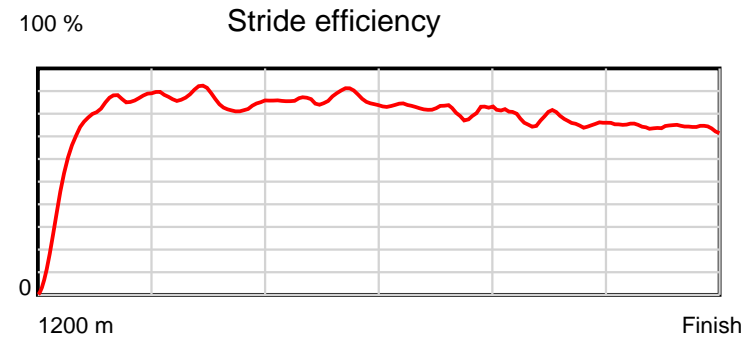
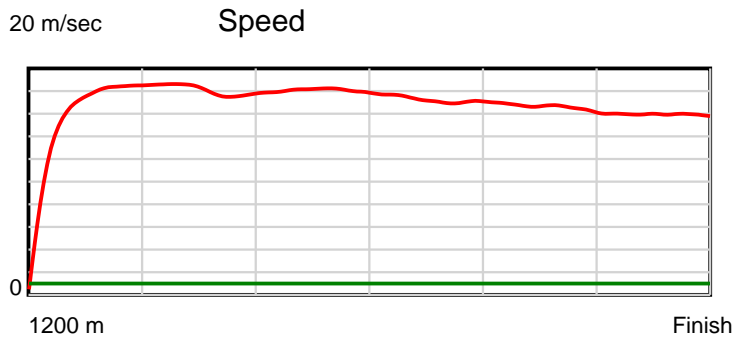
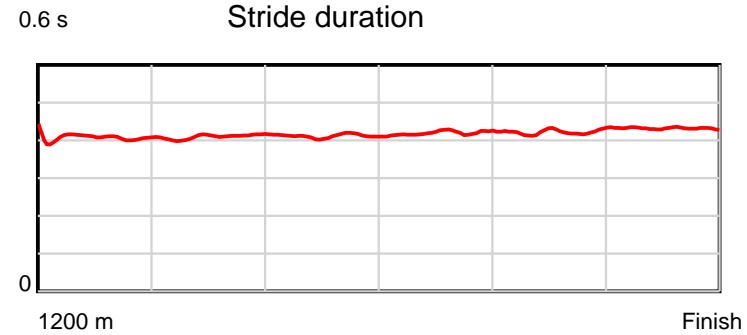
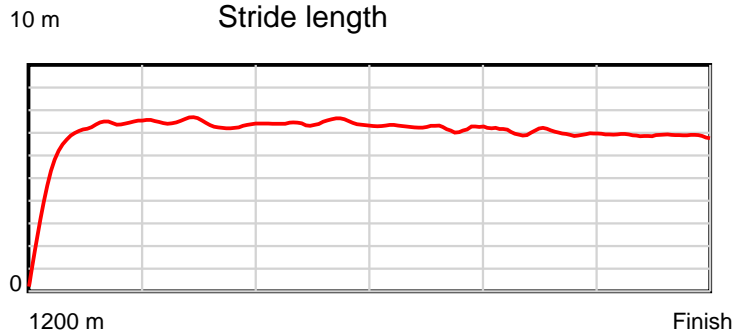
## Disclaimer.

Tasracing Pty Ltd and Thoroughbred Ratings Pty Ltd accepts no responsibility for the completeness or accuracy of any of the information contained herein, and makes no representations about its suitability for any particular purpose. Users should make their own judgements about those matters and/or seek independent advice. You assume all risks associated with use of the data provided on this page.

# Race Results

May 21, 2014, Race 8, OPN HCP, Distance 1200m, Elwick Course Proper - Offset 3m

Result	TAB no.	Horse (Barrier)	1200 to	1000m to	800m to	600m to	400m to	200m to	Total or	Margin
5th	2	Innocent Gamb... (12)	1000m	800m	600m	400m	200m	WP	Average	
		Position in running (margin)	-	1(0.0)	1(0.0)	1(0.0)	1(0.0)	1(0.0)		0.90
		Sectional time (s)	14.00	11.08	11.21	11.96	12.34	12.85		
		Cumulative time (s)	73.44	59.44	48.36	37.15	25.19	12.85	1:13.43	
		Speed (m/s)	14.29	18.05	17.84	16.72	16.21	15.56	16.34	
		Stride length (m)	5.75	7.40	7.33	7.00	6.83	6.72	6.79	
		Stride duration (s)	0.406	0.410	0.411	0.419	0.421	0.431	0.415	
		Stride efficiency (%)	51.62	85.46	83.98	76.59	72.84	70.47	72.01	
		Stride count	34.80	27.05	27.28	28.57	29.29	29.78	176.77	



Note: Horizontal distance axis grid lines are 200m furlongs.

**Disclaimer.**

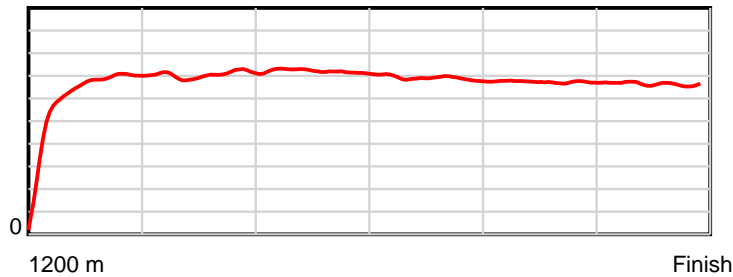
Tasracing Pty Ltd and Thoroughbred Ratings Pty Ltd accepts no responsibility for the completeness or accuracy of any of the information contained herein, and makes no representations about its suitability for any particular purpose. Users should make their own judgements about those matters and/or seek independent advice. You assume all risks associated with use of the data provided on this page.

# Race Results

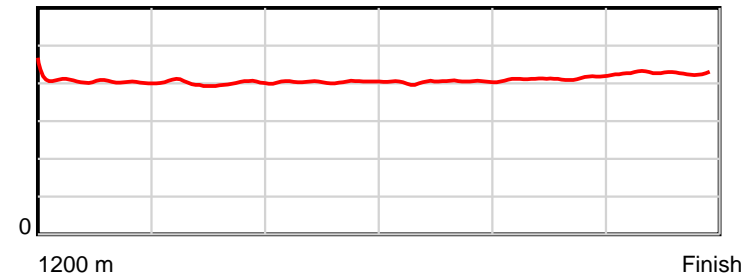
May 21, 2014, Race 8, OPN HCP, Distance 1200m, Elwick Course Proper - Offset 3m

Result	TAB no.	Horse (Barrier)	1200 to	1000m to	800m to	600m to	400m to	200m to	Total or	Margin
6th	7	<b>Bag of Monkeys (2)</b>	<b>1000m</b>	<b>800m</b>	<b>600m</b>	<b>400m</b>	<b>200m</b>	<b>WP</b>	<b>Average</b>	
		Position in running (margin)	-	10(5.3)	9(5.7)	7(5.4)	4(3.4)	4(2.5)		1.70
		Sectional time (s)	14.64	11.16	11.16	11.63	12.18	12.82		
		Cumulative time (s)	73.58	58.94	47.79	36.63	25.00	12.82	1:13.57	
		Speed (m/s)	13.66	17.92	17.92	17.20	16.42	15.60	16.31	
		Stride length (m)	5.59	7.19	7.23	6.95	6.76	6.67	6.68	
		Stride duration (s)	0.412	0.401	0.403	0.404	0.412	0.428	0.410	
		Stride efficiency (%)	48.83	80.70	81.70	75.45	71.43	69.60	69.76	
		Stride count	35.78	27.83	27.66	28.78	29.58	29.97	179.60	

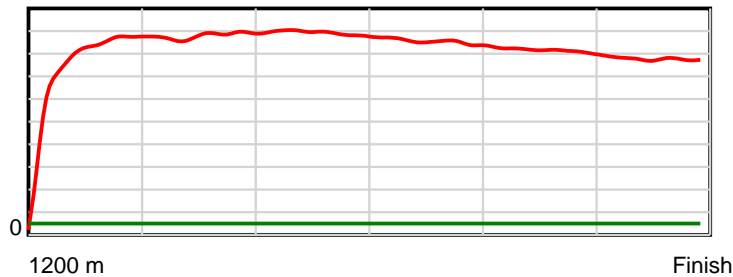
10 m Stride length



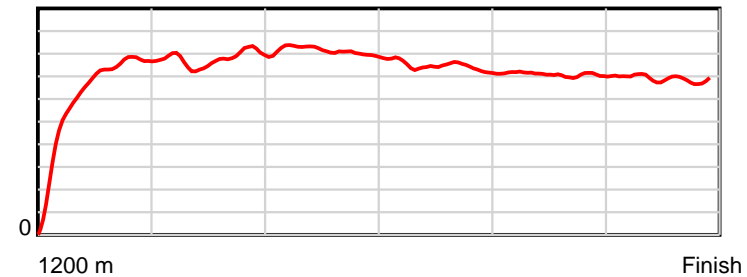
0.6 s Stride duration



20 m/sec Speed



100 % Stride efficiency



Note: Horizontal distance axis grid lines are 200m furlongs.

## Disclaimer.

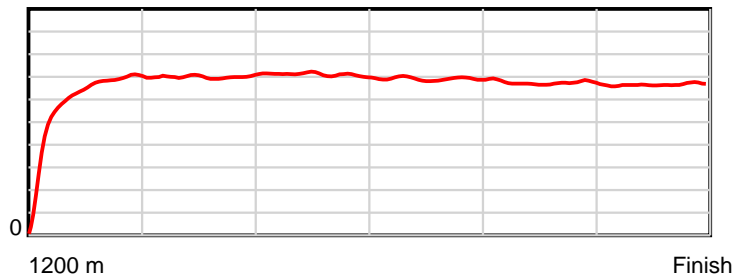
Tasracing Pty Ltd and Thoroughbred Ratings Pty Ltd accepts no responsibility for the completeness or accuracy of any of the information contained herein, and makes no representations about its suitability for any particular purpose. Users should make their own judgements about those matters and/or seek independent advice. You assume all risks associated with use of the data provided on this page.

# Race Results

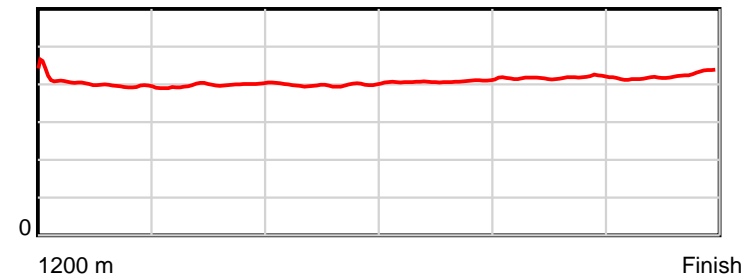
May 21, 2014, Race 8, OPN HCP, Distance 1200m, Elwick Course Proper - Offset 3m

Result	TAB no.	Horse (Barrier)	1200 to	1000m to	800m to	600m to	400m to	200m to	Total or	Margin
7th	13	<b>Ski Dubai (4)</b>	<b>1000m</b>	<b>800m</b>	<b>600m</b>	<b>400m</b>	<b>200m</b>	<b>WP</b>	<b>Average</b>	
		Position in running (margin)	-	6(3.6)	6(4.4)	6(4.8)	5(3.8)	7(3.5)		3.50
		Sectional time (s)	14.52	11.22	11.28	11.79	12.28	12.84		
		Cumulative time (s)	73.92	59.40	48.18	36.90	25.11	12.84	1:13.92	
		Speed (m/s)	13.78	17.83	17.73	16.96	16.29	15.58	16.23	
		Stride length (m)	5.61	7.10	7.07	6.91	6.80	6.60	6.64	
		Stride duration (s)	0.409	0.398	0.399	0.408	0.417	0.423	0.409	
		Stride efficiency (%)	49.12	78.69	78.10	74.71	72.16	68.04	68.84	
		Stride count	35.67	28.18	28.29	28.92	29.43	30.31	180.80	

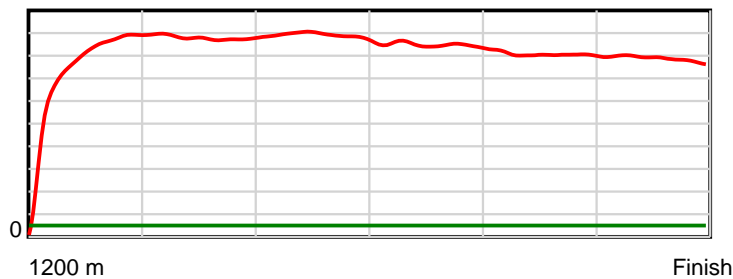
10 m Stride length



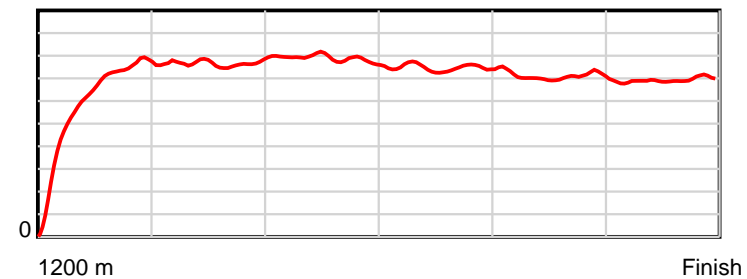
0.6 s Stride duration



20 m/sec Speed



100 % Stride efficiency



Note: Horizontal distance axis grid lines are 200m furlongs.

## Disclaimer.

Tasracing Pty Ltd and Thoroughbred Ratings Pty Ltd accepts no responsibility for the completeness or accuracy of any of the information contained herein, and makes no representations about its suitability for any particular purpose. Users should make their own judgements about those matters and/or seek independent advice. You assume all risks associated with use of the data provided on this page.

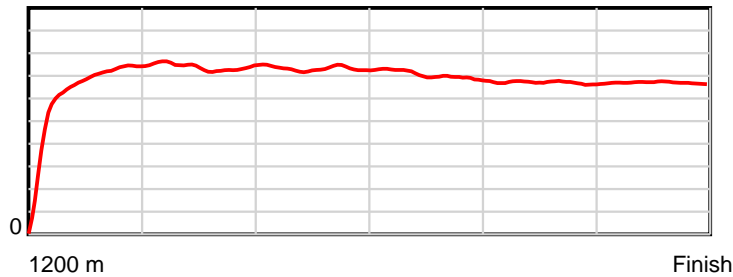


# Race Results

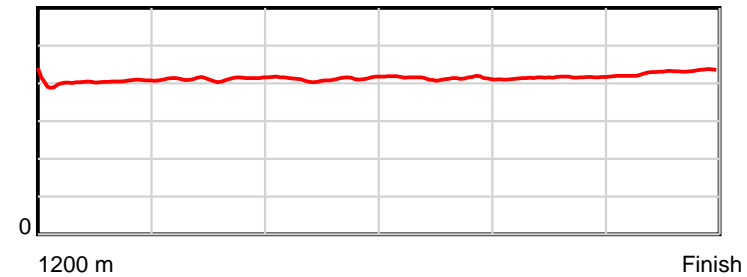
May 21, 2014, Race 8, OPN HCP, Distance 1200m, Elwick Course Proper - Offset 3m

Result	TAB no.	Horse (Barrier)	1200 to	1000m to	800m to	600m to	400m to	200m to	Total or	Margin
8th	12	<b>Dangerous Geeg... (7)</b>	<b>1000m</b>	<b>800m</b>	<b>600m</b>	<b>400m</b>	<b>200m</b>	<b>WP</b>	<b>Average</b>	
		Position in running (margin)	-	2(1.8)	3(2.0)	2(3.5)	3(3.1)	6(2.9)		3.90
		Sectional time (s)	14.32	11.10	11.47	11.89	12.30	12.91		
		Cumulative time (s)	73.99	59.67	48.57	37.10	25.21	12.91	1:13.98	
		Speed (m/s)	13.97	18.02	17.44	16.82	16.26	15.49	16.22	
		Stride length (m)	5.56	7.41	7.18	6.95	6.73	6.65	6.69	
		Stride duration (s)	0.396	0.411	0.412	0.413	0.414	0.429	0.413	
		Stride efficiency (%)	48.32	85.86	80.58	75.57	70.86	69.10	69.96	
		Stride count	35.97	26.98	27.85	28.76	29.70	30.08	179.34	

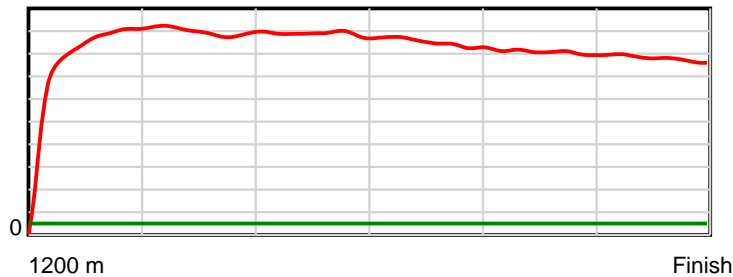
10 m Stride length



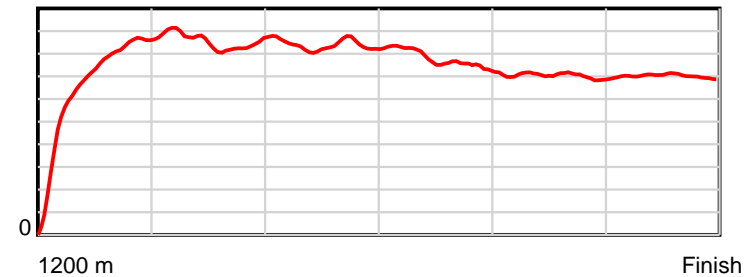
0.6 s Stride duration



20 m/sec Speed



100 % Stride efficiency



Note: Horizontal distance axis grid lines are 200m furlongs.

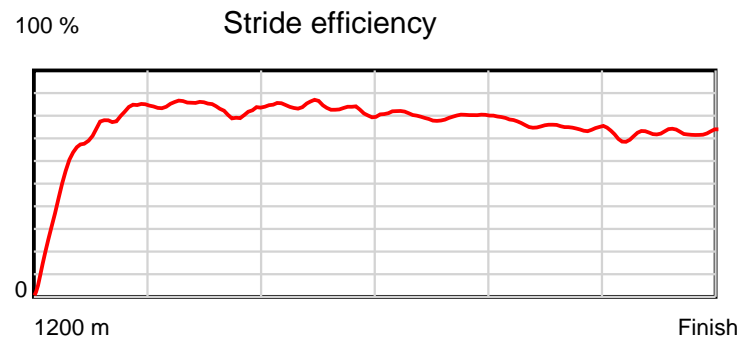
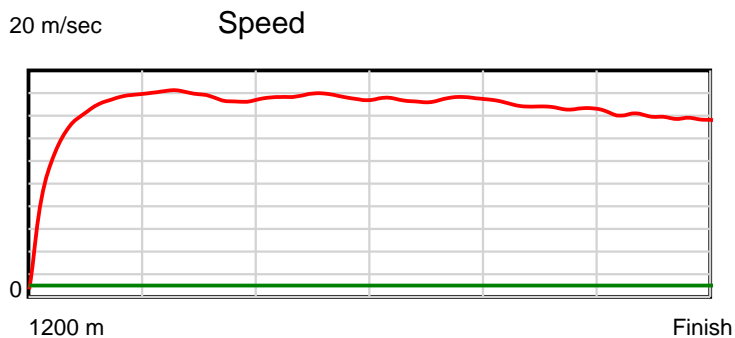
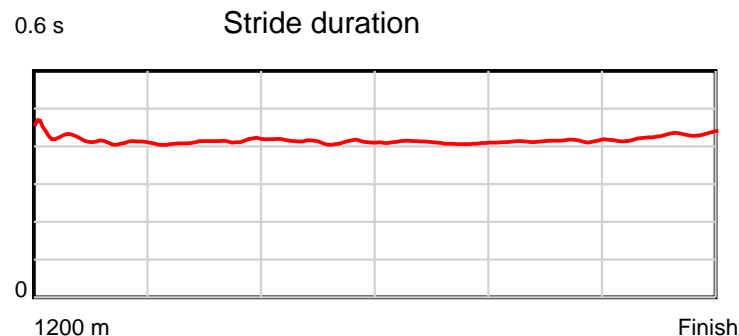
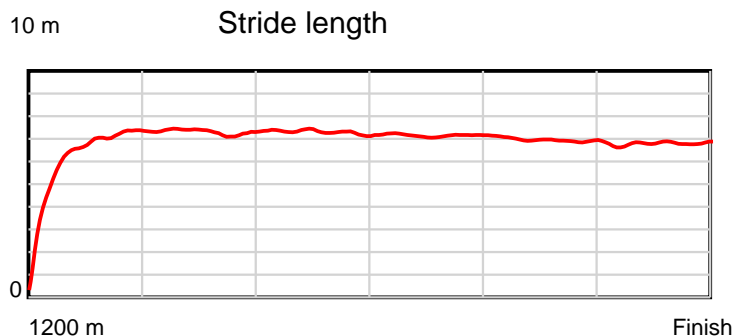
## Disclaimer.

Tasracing Pty Ltd and Thoroughbred Ratings Pty Ltd accepts no responsibility for the completeness or accuracy of any of the information contained herein, and makes no representations about its suitability for any particular purpose. Users should make their own judgements about those matters and/or seek independent advice. You assume all risks associated with use of the data provided on this page.

# Race Results

May 21, 2014, Race 8, OPN HCP, Distance 1200m, Elwick Course Proper - Offset 3m

Result	TAB no.	Horse (Barrier)	1200 to	1000m to	800m to	600m to	400m to	200m to	Total or	Margin
9th	11	Tuesdaynitedel... (5)	1000m	800m	600m	400m	200m	WP	Average	
		Position in running (margin)	-	7(4.9)	10(7.2)	11(8.5)	10(5.8)	8(3.9)		4.40
		Sectional time (s)	14.85	11.47	11.43	11.51	12.01	12.81		
		Cumulative time (s)	74.08	59.23	47.76	36.33	24.82	12.81	1:14.07	
		Speed (m/s)	13.46	17.44	17.50	17.38	16.65	15.61	16.20	
		Stride length (m)	5.75	7.18	7.19	7.13	6.90	6.69	6.76	
		Stride duration (s)	0.416	0.412	0.411	0.410	0.414	0.428	0.418	
		Stride efficiency (%)	51.69	80.60	80.80	79.41	74.40	69.86	71.51	
		Stride count	34.77	27.85	27.81	28.06	28.99	29.91	177.39	



Note: Horizontal distance axis grid lines are 200m furlongs.

## Disclaimer.

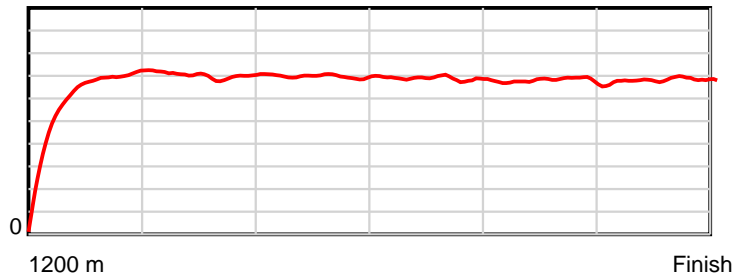
Tasracing Pty Ltd and Thoroughbred Ratings Pty Ltd accepts no responsibility for the completeness or accuracy of any of the information contained herein, and makes no representations about its suitability for any particular purpose. Users should make their own judgements about those matters and/or seek independent advice. You assume all risks associated with use of the data provided on this page.

# Race Results

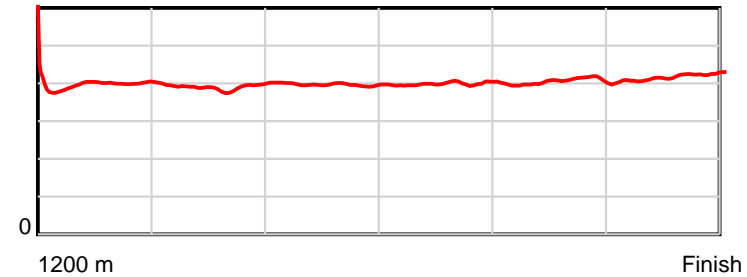
May 21, 2014, Race 8, OPN HCP, Distance 1200m, Elwick Course Proper - Offset 3m

Result	TAB no.	Horse (Barrier)	1200 to	1000m to	800m to	600m to	400m to	200m to	Total or	Margin
10th	6	<b>This Moment (9)</b>	<b>1000m</b>	<b>800m</b>	<b>600m</b>	<b>400m</b>	<b>200m</b>	<b>WP</b>	<b>Average</b>	
		Position in running (margin)	-	4(2.8)	4(3.3)	8(5.6)	11(6.8)	11(5.7)		5.20
		Sectional time (s)	14.66	11.17	11.59	12.15	12.17	12.49		
		Cumulative time (s)	74.24	59.58	48.41	36.82	24.67	12.49	1:14.23	
		Speed (m/s)	13.65	17.91	17.26	16.46	16.43	16.01	16.16	
		Stride length (m)	5.55	6.98	6.85	6.56	6.65	6.68	6.51	
		Stride duration (s)	0.399	0.390	0.397	0.398	0.405	0.417	0.402	
		Stride efficiency (%)	48.06	76.18	73.22	67.15	69.15	69.65	66.13	
		Stride count	36.06	28.65	29.22	30.51	30.07	29.96	184.47	

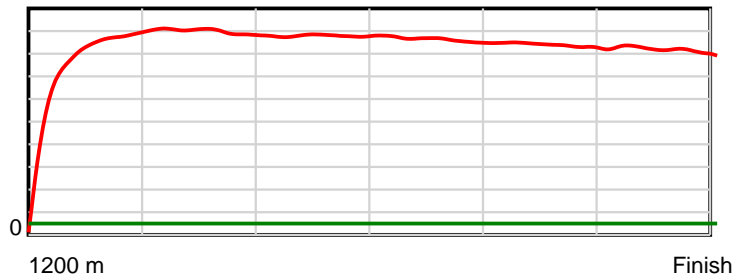
10 m Stride length



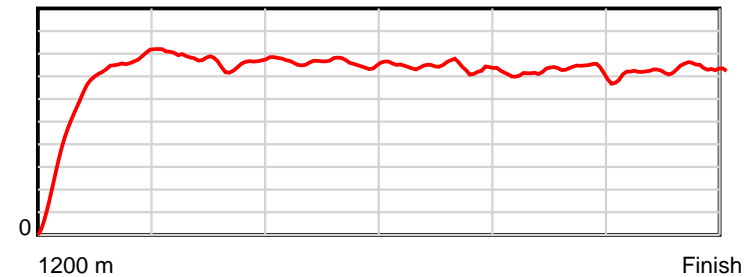
0.6 s Stride duration



20 m/sec Speed



100 % Stride efficiency



Note: Horizontal distance axis grid lines are 200m furlongs.

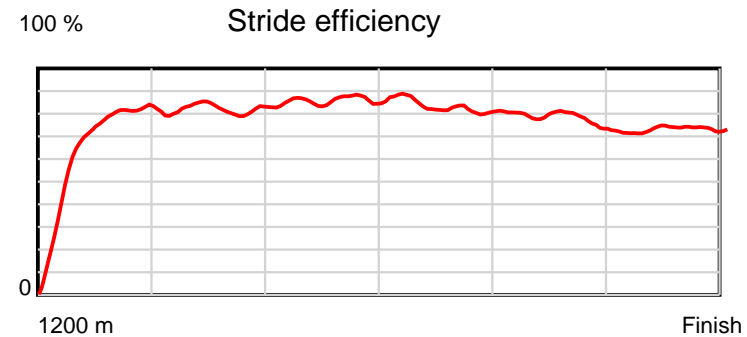
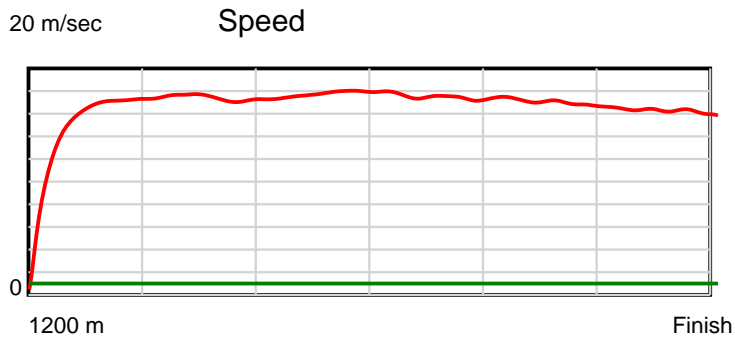
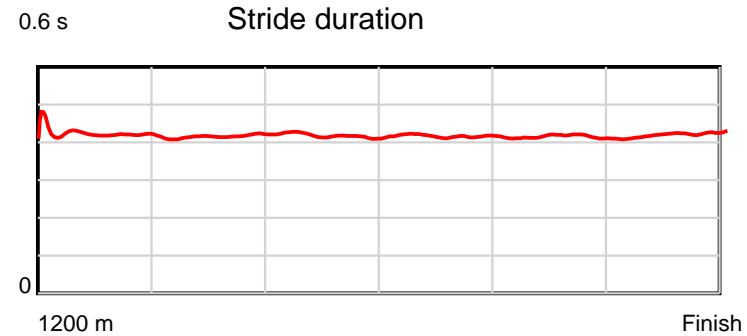
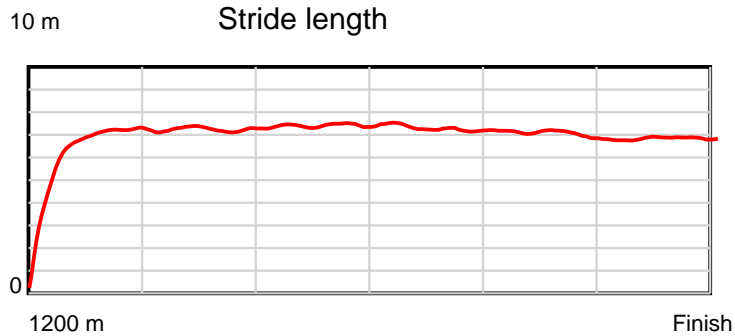
**Disclaimer.**

Tasracing Pty Ltd and Thoroughbred Ratings Pty Ltd accepts no responsibility for the completeness or accuracy of any of the information contained herein, and makes no representations about its suitability for any particular purpose. Users should make their own judgements about those matters and/or seek independent advice. You assume all risks associated with use of the data provided on this page.

# Race Results

May 21, 2014, Race 8, OPN HCP, Distance 1200m, Elwick Course Proper - Offset 3m

Result	TAB no.	Horse (Barrier)	1200 to	1000m to	800m to	600m to	400m to	200m to	Total or	Margin
11th	8	Al Jandar (11)	1000m	800m	600m	400m	200m	WP	Average	
		Position in running (margin)	-	9(5.1)	12(7.9)	12(9.6)	13(9.7)	13(8.7)		8.00
		Sectional time (s)	14.99	11.55	11.50	11.97	12.17	12.60		
		Cumulative time (s)	74.77	59.78	48.24	36.74	24.77	12.60	1:14.76	
		Speed (m/s)	13.35	17.32	17.39	16.71	16.43	15.87	16.05	
		Stride length (m)	5.84	7.19	7.27	6.95	6.80	6.72	6.76	
		Stride duration (s)	0.427	0.415	0.418	0.416	0.414	0.423	0.421	
		Stride efficiency (%)	53.23	80.75	82.50	75.42	72.34	70.49	71.35	
		Stride count	34.27	27.82	27.53	28.79	29.40	29.78	177.59	



Note: Horizontal distance axis grid lines are 200m furlongs.

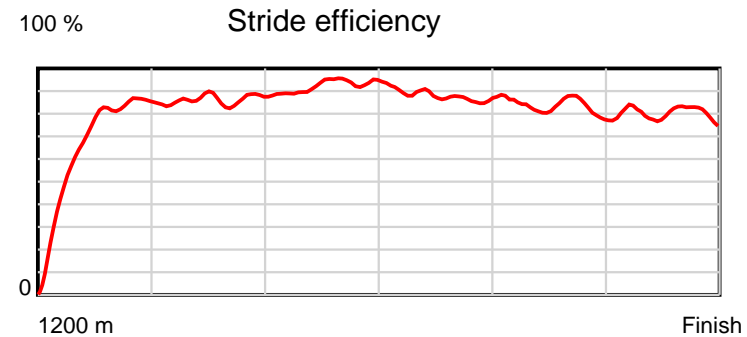
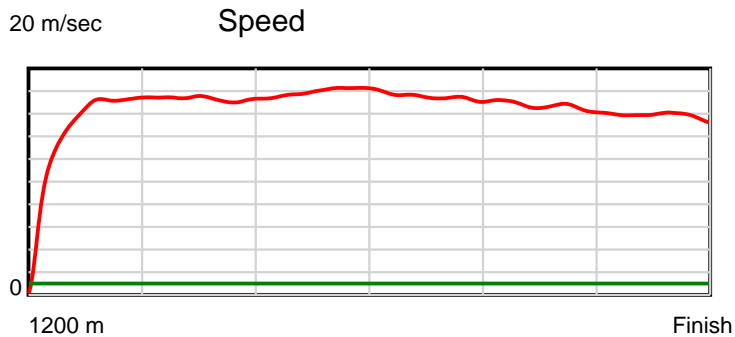
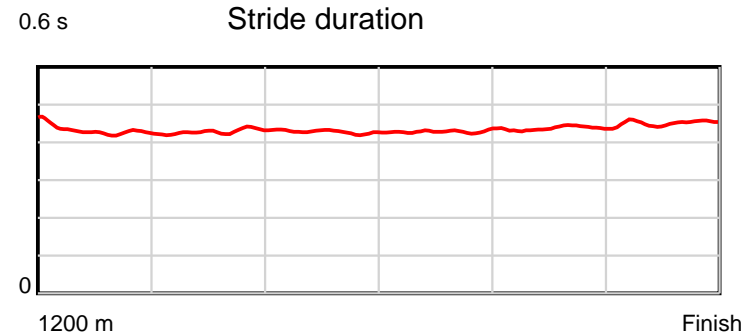
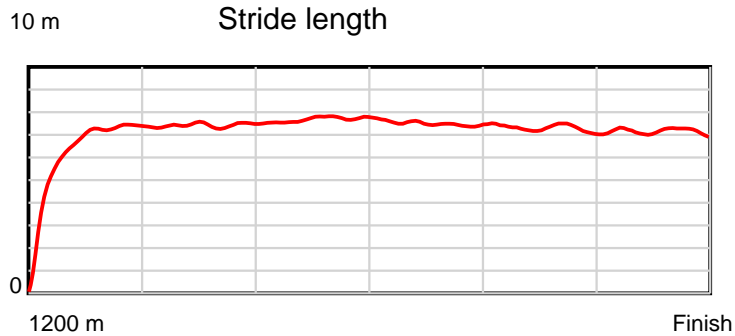
**Disclaimer.**

Tasracing Pty Ltd and Thoroughbred Ratings Pty Ltd accepts no responsibility for the completeness or accuracy of any of the information contained herein, and makes no representations about its suitability for any particular purpose. Users should make their own judgements about those matters and/or seek independent advice. You assume all risks associated with use of the data provided on this page.

# Race Results

May 21, 2014, Race 8, OPN HCP, Distance 1200m, Elwick Course Proper - Offset 3m

Result	TAB no.	Horse (Barrier)	1200 to	1000m to	800m to	600m to	400m to	200m to	Total or	Margin
12th	9	Good Boy Rober... (6)	1000m	800m	600m	400m	200m	WP	Average	
		Position in running (margin)	-	13(8.7)	13(10.2)	13(10.4)	12(9.1)	12(7.6)		8.10
		Sectional time (s)	15.59	11.34	11.24	11.75	12.08	12.79		
		Cumulative time (s)	74.78	59.19	47.85	36.61	24.87	12.79	1:14.78	
		Speed (m/s)	12.83	17.64	17.79	17.02	16.56	15.64	16.05	
		Stride length (m)	5.69	7.56	7.62	7.30	7.21	7.07	7.01	
		Stride duration (s)	0.434	0.428	0.428	0.429	0.436	0.452	0.437	
		Stride efficiency (%)	50.62	89.21	90.71	83.23	81.35	78.00	76.69	
		Stride count	35.14	26.47	26.25	27.40	27.72	28.31	171.29	



Note: Horizontal distance axis grid lines are 200m furlongs.

**Disclaimer.**

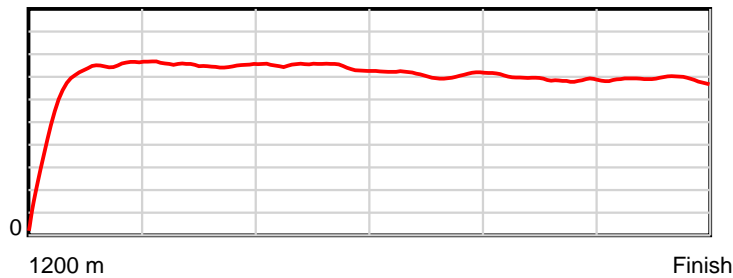
Tasracing Pty Ltd and Thoroughbred Ratings Pty Ltd accepts no responsibility for the completeness or accuracy of any of the information contained herein, and makes no representations about its suitability for any particular purpose. Users should make their own judgements about those matters and/or seek independent advice. You assume all risks associated with use of the data provided on this page.

# Race Results

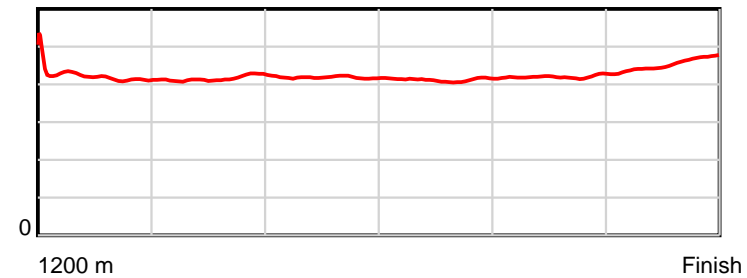
May 21, 2014, Race 8, OPN HCP, Distance 1200m, Elwick Course Proper - Offset 3m

Result	TAB no.	Horse (Barrier)	1200 to	1000m to	800m to	600m to	400m to	200m to	Total or	Margin
13th	1	<b>Turbo Qui (13)</b>	<b>1000m</b>	<b>800m</b>	<b>600m</b>	<b>400m</b>	<b>200m</b>	<b>WP</b>	<b>Average</b>	
		Position in running (margin)	-	3(2.7)	2(1.8)	3(3.5)	6(4.3)	10(4.7)		9.90
		Sectional time (s)	14.74	10.92	11.51	12.09	12.40	13.47		
		Cumulative time (s)	75.13	60.39	49.47	37.96	25.88	13.47	1:15.12	
		Speed (m/s)	13.57	18.32	17.38	16.54	16.13	14.85	15.97	
		Stride length (m)	5.94	7.60	7.27	6.82	6.78	6.79	6.83	
		Stride duration (s)	0.430	0.415	0.418	0.412	0.420	0.458	0.427	
		Stride efficiency (%)	55.09	90.38	82.50	72.61	71.77	72.13	72.80	
		Stride count	33.69	26.30	27.53	29.34	29.51	29.44	175.81	

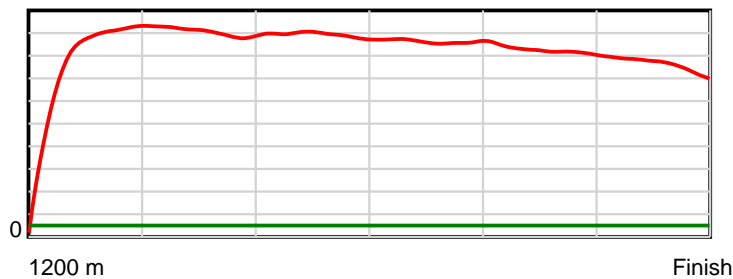
10 m Stride length



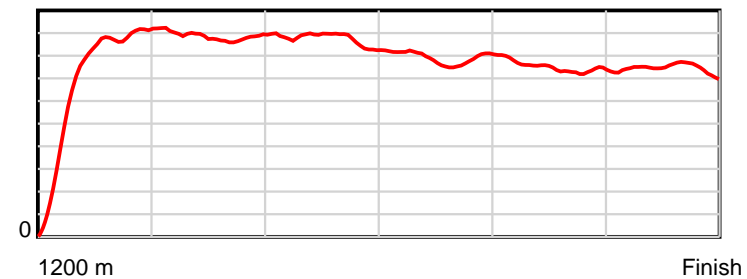
0.6 s Stride duration



20 m/sec Speed



100 % Stride efficiency



Note: Horizontal distance axis grid lines are 200m furlongs.

## Disclaimer.

Tasracing Pty Ltd and Thoroughbred Ratings Pty Ltd accepts no responsibility for the completeness or accuracy of any of the information contained herein, and makes no representations about its suitability for any particular purpose. Users should make their own judgements about those matters and/or seek independent advice. You assume all risks associated with use of the data provided on this page.