



Race Results

Tasmanian Turf Club, Launceston, May 25, 2014

Compilation date: May 26, 2014, 10:59:13 AM (EST)

Copyright © 2014 Tasracing Pty Ltd. All rights reserved.

Trademarks.

StrideMASTER is a registered trademark of Thoroughbred Ratings Pty Ltd.

Disclaimer.

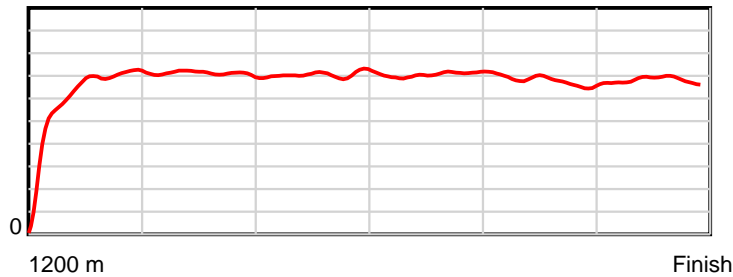
Tasracing Pty Ltd and Thoroughbred Ratings Pty Ltd accepts no responsibility for the completeness or accuracy of any of the information contained herein, and makes no representations about its suitability for any particular purpose. Users should make their own judgements about those matters and/or seek independent advice. You assume all risks associated with use of the data provided on this page.

Race Results

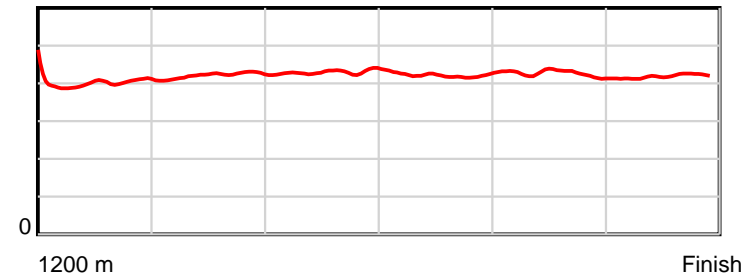
May 25, 2014, Race 2, 2UP MDN-SW, Distance 1200m, Mowbray - Offset 0m

Result	TAB no.	Horse (Barrier)	1200 to	1000m to	800m to	600m to	400m to	200m to	Total or	Margin
1st	7	Braver (3)	1000m	800m	600m	400m	200m	WP	Average	
		Position in running (margin)	-	7(3.8)	6(4.4)	7(4.2)	5(2.0)	7(3.6)		0.00
		Sectional time (s)	13.98	11.52	12.36	11.83	12.72	12.18		
		Cumulative time (s)	74.59	60.61	49.09	36.73	24.90	12.18	1:14.59	
		Speed (m/s)	14.31	17.36	16.18	16.91	15.72	16.42	16.09	
		Stride length (m)	5.82	7.30	6.94	7.12	6.71	6.86	6.76	
		Stride duration (s)	0.407	0.421	0.429	0.421	0.427	0.418	0.420	
		Stride efficiency (%)	53.01	83.35	75.28	79.23	70.33	73.59	71.36	
		Stride count	34.34	27.38	28.82	28.09	29.81	29.14	177.58	

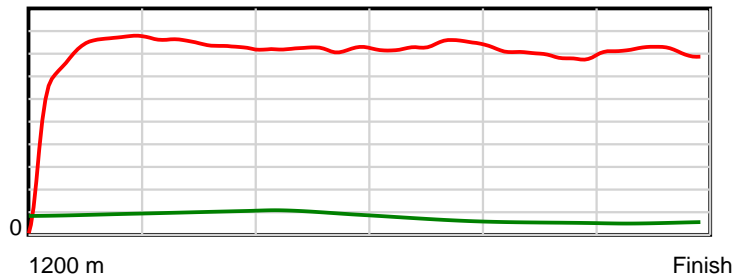
10 m Stride length



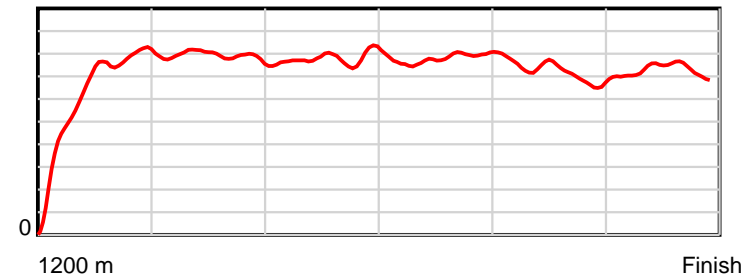
0.6 s Stride duration



20 m/sec Speed



100 % Stride efficiency



Note: Horizontal distance axis grid lines are 200m furlongs.

Disclaimer.

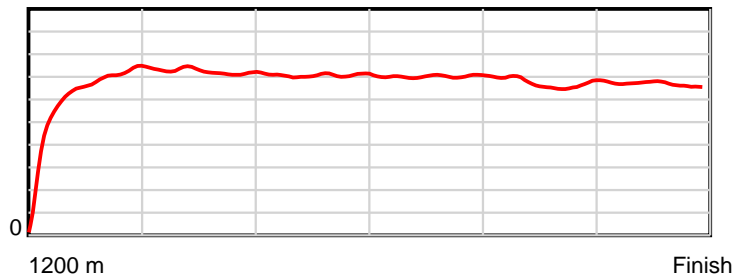
Tasracing Pty Ltd and Thoroughbred Ratings Pty Ltd accepts no responsibility for the completeness or accuracy of any of the information contained herein, and makes no representations about its suitability for any particular purpose. Users should make their own judgements about those matters and/or seek independent advice. You assume all risks associated with use of the data provided on this page.

Race Results

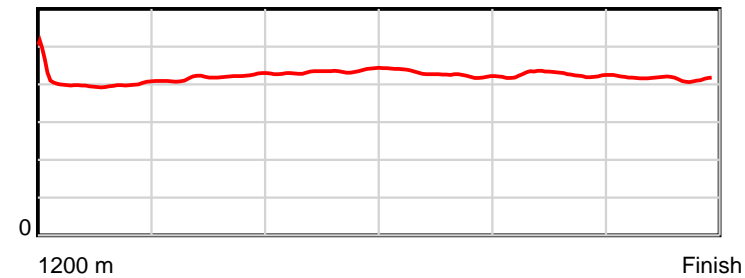
May 25, 2014, Race 2, 2UP MDN-SW, Distance 1200m, Mowbray - Offset 0m

Result	TAB no.	Horse (Barrier)	1200 to	1000m to	800m to	600m to	400m to	200m to	Total or	Margin
2nd	12	Sparkling Moon (4)	1000m	800m	600m	400m	200m	WP	Average	
		Position in running (margin)	-	5(2.5)	4(2.5)	3(2.3)	4(2.0)	6(3.4)		0.30
		Sectional time (s)	13.69	11.42	12.36	12.15	12.69	12.34		
		Cumulative time (s)	74.65	60.96	49.53	37.17	25.02	12.34	1:14.65	
		Speed (m/s)	14.61	17.51	16.18	16.46	15.76	16.21	16.08	
		Stride length (m)	5.87	7.33	7.01	7.05	6.71	6.74	6.75	
		Stride duration (s)	0.406	0.419	0.433	0.428	0.426	0.416	0.420	
		Stride efficiency (%)	53.76	83.98	76.90	77.63	70.38	71.06	71.24	
		Stride count	34.10	27.28	28.51	28.38	29.80	29.66	177.73	

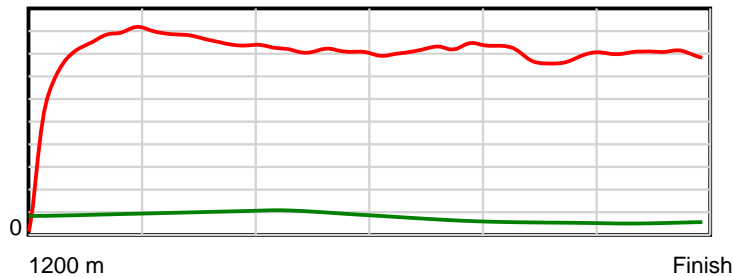
10 m Stride length



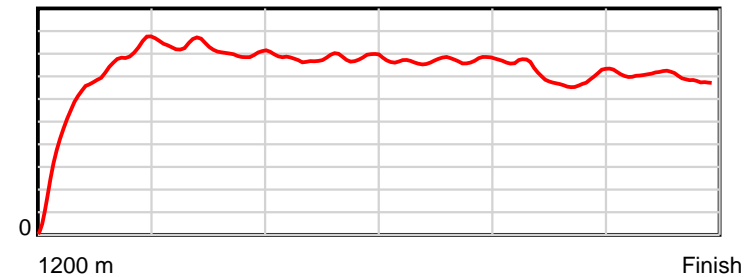
0.6 s Stride duration



20 m/sec Speed



100 % Stride efficiency



Note: Horizontal distance axis grid lines are 200m furlongs.

Disclaimer.

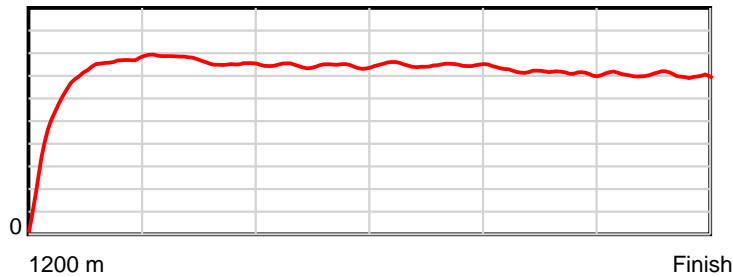
Tasracing Pty Ltd and Thoroughbred Ratings Pty Ltd accepts no responsibility for the completeness or accuracy of any of the information contained herein, and makes no representations about its suitability for any particular purpose. Users should make their own judgements about those matters and/or seek independent advice. You assume all risks associated with use of the data provided on this page.

Race Results

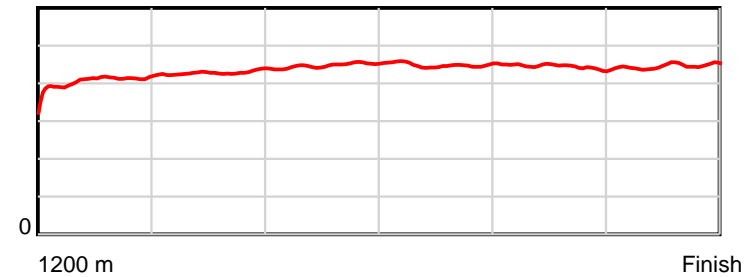
May 25, 2014, Race 2, 2UP MDN-SW, Distance 1200m, Mowbray - Offset 0m

Result	TAB no.	Horse (Barrier)	1200 to	1000m to	800m to	600m to	400m to	200m to	Total or	Margin
3rd	2	Dream Roller (1)	1000m	800m	600m	400m	200m	WP	Average	
		Position in running (margin)	-	2(1.4)	2(0.9)	1(0.0)	1(0.0)	2(1.0)		1.80
		Sectional time (s)	13.62	11.35	12.23	12.21	12.63	12.90		
		Cumulative time (s)	74.93	61.31	49.97	37.74	25.53	12.90	1:14.93	
		Speed (m/s)	14.69	17.62	16.35	16.38	15.84	15.50	16.02	
		Stride length (m)	5.74	7.54	7.33	7.34	7.01	6.90	6.92	
		Stride duration (s)	0.396	0.428	0.448	0.448	0.443	0.445	0.432	
		Stride efficiency (%)	51.56	88.89	83.94	84.19	76.88	74.37	74.86	
		Stride count	34.82	26.52	27.29	27.25	28.51	28.99	173.38	

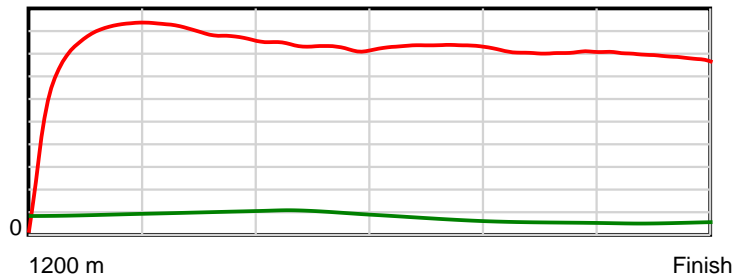
10 m Stride length



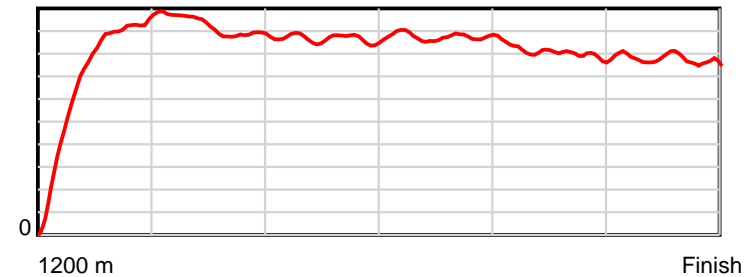
0.6 s Stride duration



20 m/sec Speed



100 % Stride efficiency



Note: Horizontal distance axis grid lines are 200m furlongs.

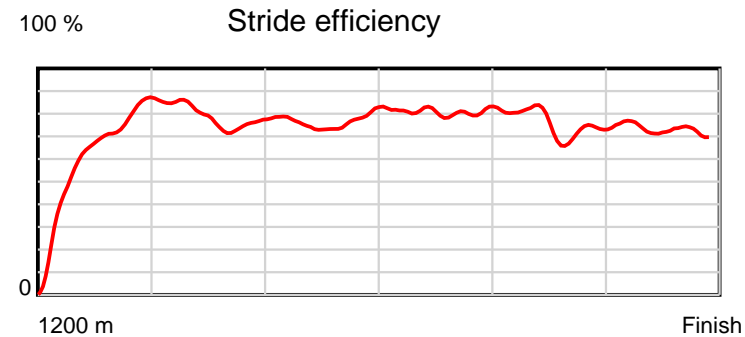
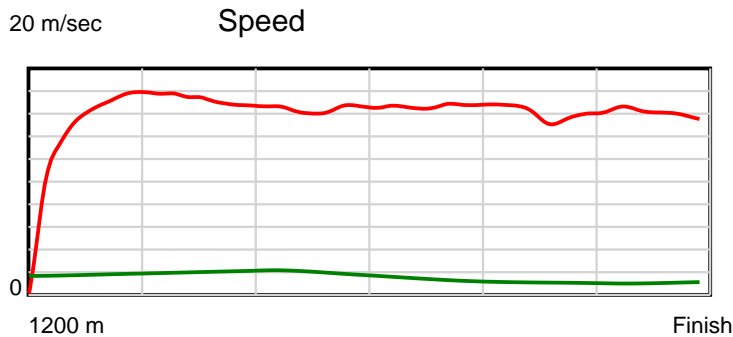
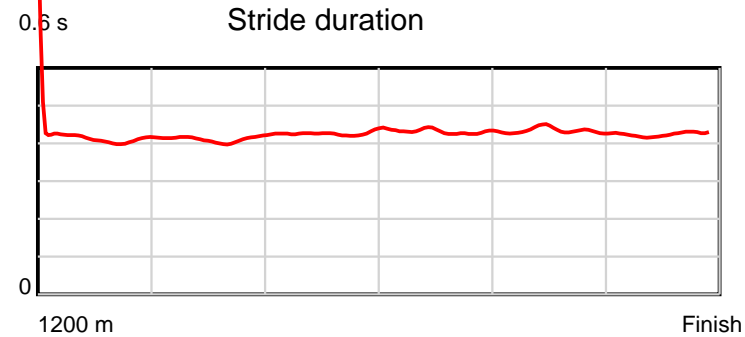
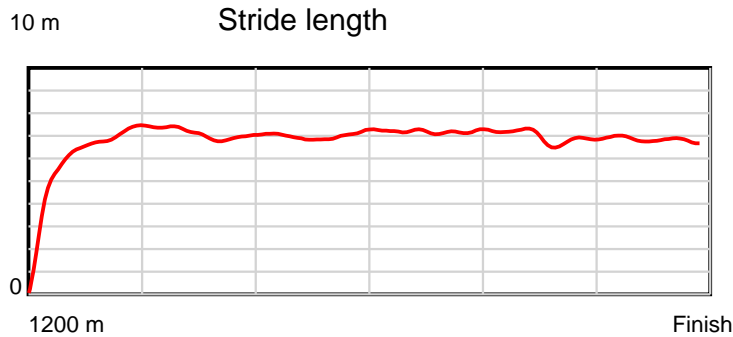
Disclaimer.

Tasracing Pty Ltd and Thoroughbred Ratings Pty Ltd accepts no responsibility for the completeness or accuracy of any of the information contained herein, and makes no representations about its suitability for any particular purpose. Users should make their own judgements about those matters and/or seek independent advice. You assume all risks associated with use of the data provided on this page.

Race Results

May 25, 2014, Race 2, 2UP MDN-SW, Distance 1200m, Mowbray - Offset 0m

Result	TAB no.	Horse (Barrier)	1200 to	1000m to	800m to	600m to	400m to	200m to	Total or	Margin
4th	10	Long Lashes (10)	1000m	800m	600m	400m	200m	WP	Average	
		Position in running (margin)	-	11(6.3)	7(5.9)	10(6.8)	9(4.1)	8(4.9)		1.90
		Sectional time (s)	14.32	11.36	12.54	11.75	12.58	12.39		
		Cumulative time (s)	74.95	60.63	49.26	36.73	24.98	12.39	1:14.95	
		Speed (m/s)	13.97	17.61	15.95	17.02	15.90	16.14	16.01	
		Stride length (m)	6.04	7.22	6.80	7.35	6.89	6.87	6.83	
		Stride duration (s)	0.438	0.410	0.426	0.432	0.433	0.425	0.427	
		Stride efficiency (%)	57.02	81.47	72.18	84.32	74.16	73.65	72.95	
		Stride count	33.11	27.70	29.43	27.23	29.03	29.13	175.63	



Note: Horizontal distance axis grid lines are 200m furlongs.

Disclaimer.

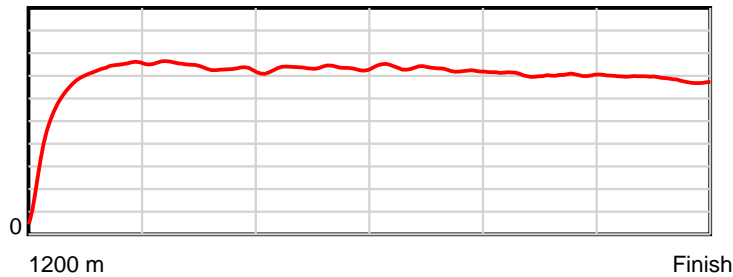
Tasracing Pty Ltd and Thoroughbred Ratings Pty Ltd accepts no responsibility for the completeness or accuracy of any of the information contained herein, and makes no representations about its suitability for any particular purpose. Users should make their own judgements about those matters and/or seek independent advice. You assume all risks associated with use of the data provided on this page.

Race Results

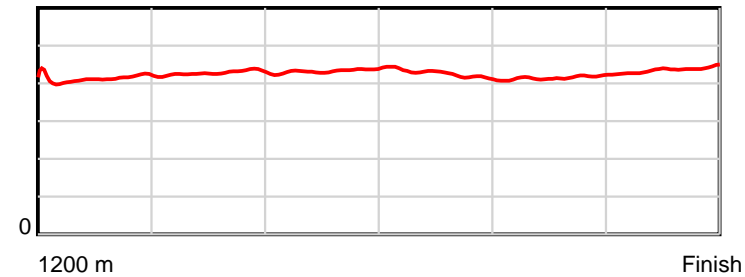
May 25, 2014, Race 2, 2UP MDN-SW, Distance 1200m, Mowbray - Offset 0m

Result	TAB no.	Horse (Barrier)	1200 to	1000m to	800m to	600m to	400m to	200m to	Total or	Margin
5th	1	Bachelor's Lif... (6)	1000m	800m	600m	400m	200m	WP	Average	
		Position in running (margin)	-	8(3.8)	8(6.4)	6(3.8)	3(1.4)	1(0.0)		2.00
		Sectional time (s)	14.13	11.85	11.96	11.81	12.22	13.00		
		Cumulative time (s)	74.96	60.83	48.98	37.03	25.22	13.00	1:14.95	
		Speed (m/s)	14.15	16.88	16.72	16.93	16.37	15.38	16.01	
		Stride length (m)	5.73	7.23	7.25	7.18	6.80	6.74	6.78	
		Stride duration (s)	0.408	0.428	0.434	0.424	0.415	0.438	0.423	
		Stride efficiency (%)	51.39	81.61	82.24	80.66	72.16	70.95	71.77	
		Stride count	34.88	27.67	27.57	27.84	29.43	29.68	177.07	

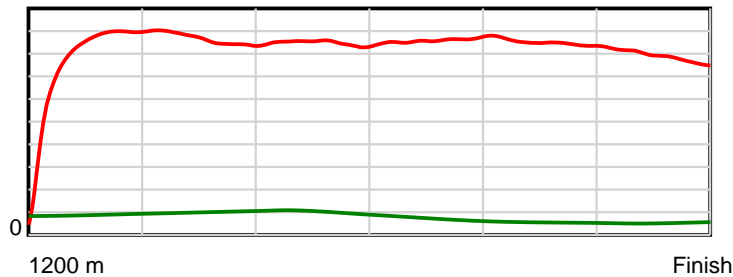
10 m Stride length



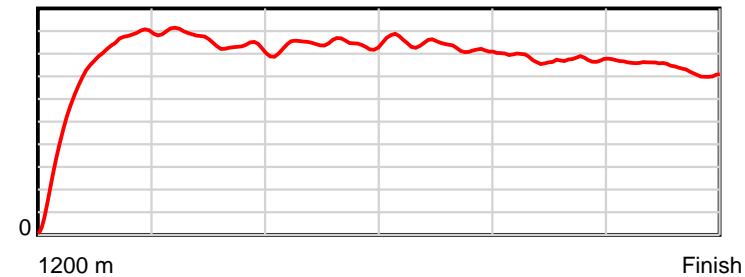
0.6 s Stride duration



20 m/sec Speed



100 % Stride efficiency



Note: Horizontal distance axis grid lines are 200m furlongs.

Disclaimer.

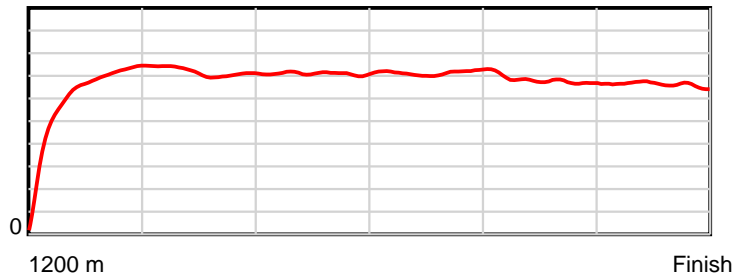
Tasracing Pty Ltd and Thoroughbred Ratings Pty Ltd accepts no responsibility for the completeness or accuracy of any of the information contained herein, and makes no representations about its suitability for any particular purpose. Users should make their own judgements about those matters and/or seek independent advice. You assume all risks associated with use of the data provided on this page.

Race Results

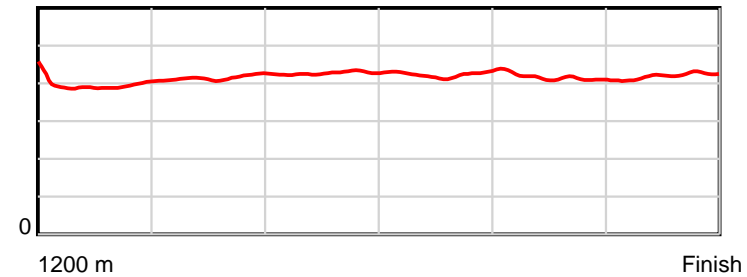
May 25, 2014, Race 2, 2UP MDN-SW, Distance 1200m, Mowbray - Offset 0m

Result	TAB no.	Horse (Barrier)	1200 to	1000m to	800m to	600m to	400m to	200m to	Total or	Margin
6th	11	Mercyful Fate (5)	1000m	800m	600m	400m	200m	WP	Average	
		Position in running (margin)	-	4(2.4)	5(4.3)	4(3.3)	6(2.3)	4(2.4)		2.50
		Sectional time (s)	13.85	11.73	12.21	12.04	12.48	12.75		
		Cumulative time (s)	75.06	61.21	49.48	37.27	25.23	12.75	1:15.06	
		Speed (m/s)	14.44	17.05	16.38	16.61	16.03	15.69	15.99	
		Stride length (m)	5.65	7.08	7.00	7.05	6.65	6.59	6.63	
		Stride duration (s)	0.395	0.415	0.427	0.424	0.415	0.420	0.415	
		Stride efficiency (%)	49.97	78.28	76.47	77.57	69.06	67.76	68.63	
		Stride count	35.37	28.26	28.59	28.39	30.09	30.37	181.07	

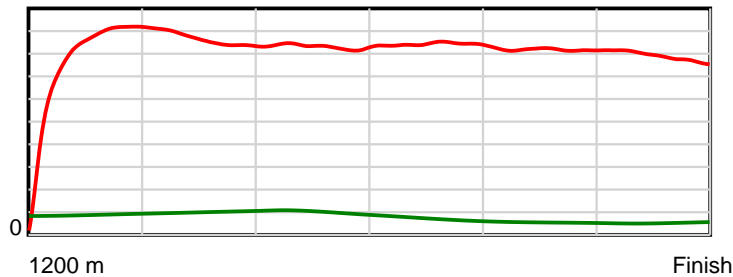
10 m Stride length



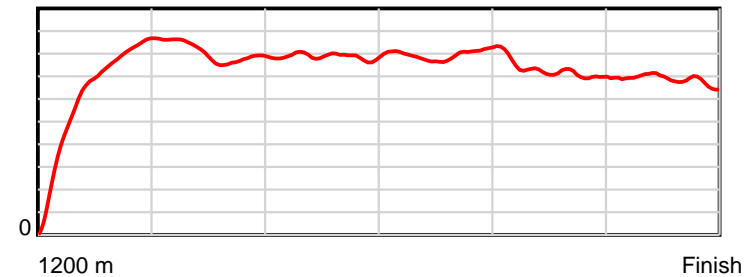
0.6 s Stride duration



20 m/sec Speed



100 % Stride efficiency



Note: Horizontal distance axis grid lines are 200m furlongs.

Disclaimer.

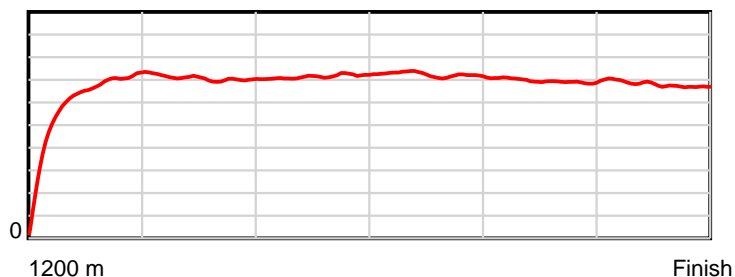
Tasracing Pty Ltd and Thoroughbred Ratings Pty Ltd accepts no responsibility for the completeness or accuracy of any of the information contained herein, and makes no representations about its suitability for any particular purpose. Users should make their own judgements about those matters and/or seek independent advice. You assume all risks associated with use of the data provided on this page.

Race Results

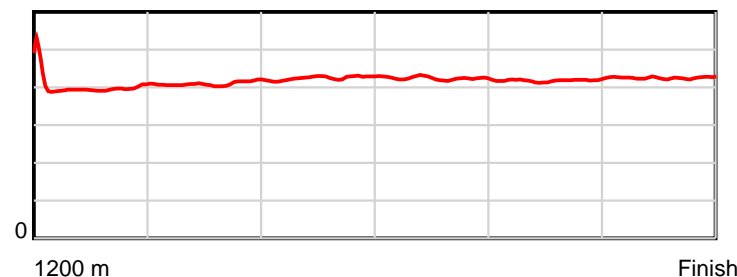
May 25, 2014, Race 2, 2UP MDN-SW, Distance 1200m, Mowbray - Offset 0m

Result	TAB no.	Horse (Barrier)	1200 to	1000m to	800m to	600m to	400m to	200m to	Total or	Margin
7th	6	Alpine Angel (12)	1000m	800m	600m	400m	200m	WP	Average	
		Position in running (margin)	-	6(3.8)	9(6.9)	8(5.6)	8(3.7)	5(3.1)		2.60
		Sectional time (s)	14.04	11.94	12.17	11.89	12.35	12.70		
		Cumulative time (s)	75.08	61.04	49.10	36.93	25.04	12.70	1:15.07	
		Speed (m/s)	14.25	16.75	16.43	16.82	16.19	15.75	15.98	
		Stride length (m)	5.74	6.87	6.99	7.10	6.78	6.69	6.66	
		Stride duration (s)	0.410	0.410	0.425	0.422	0.419	0.425	0.417	
		Stride efficiency (%)	51.45	73.67	76.31	78.84	71.91	69.99	69.35	
		Stride count	34.86	29.13	28.62	28.16	29.48	29.88	180.13	

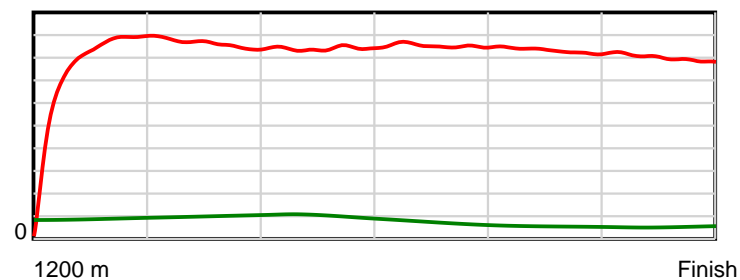
10 m Stride length



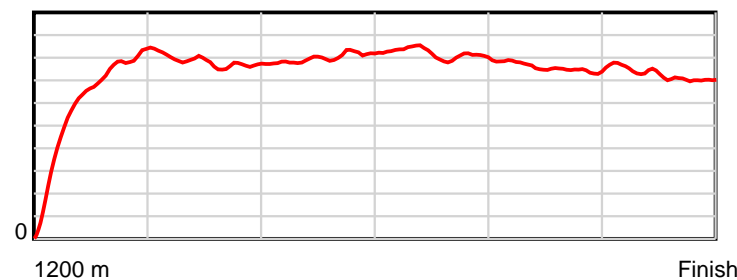
0.6 s Stride duration



20 m/sec Speed



100 % Stride efficiency



Note: Horizontal distance axis grid lines are 200m furlongs.

Disclaimer.

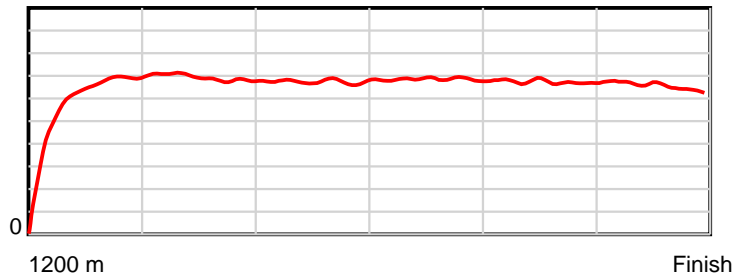
Tasracing Pty Ltd and Thoroughbred Ratings Pty Ltd accepts no responsibility for the completeness or accuracy of any of the information contained herein, and makes no representations about its suitability for any particular purpose. Users should make their own judgements about those matters and/or seek independent advice. You assume all risks associated with use of the data provided on this page.

Race Results

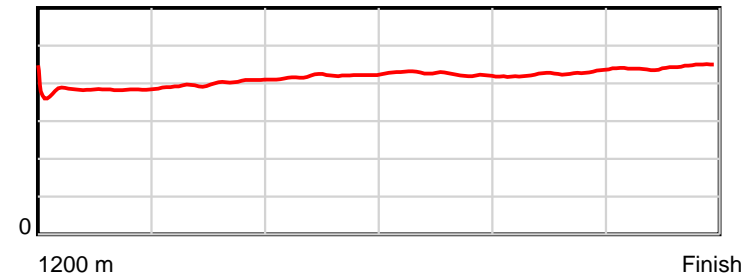
May 25, 2014, Race 2, 2UP MDN-SW, Distance 1200m, Mowbray - Offset 0m

Result	TAB no.	Horse (Barrier)	1200 to	1000m to	800m to	600m to	400m to	200m to	Total or	Margin
8th	4	Gocarma (2)	1000m	800m	600m	400m	200m	WP	Average	
		Position in running (margin)	-	1(0.0)	1(0.0)	2(1.3)	2(1.1)	3(2.2)		5.60
		Sectional time (s)	13.48	11.42	12.60	12.18	12.63	13.34		
		Cumulative time (s)	75.65	62.17	50.75	38.15	25.97	13.34	1:15.65	
		Speed (m/s)	14.84	17.51	15.87	16.42	15.84	14.99	15.86	
		Stride length (m)	5.61	7.01	6.65	6.98	6.74	6.65	6.57	
		Stride duration (s)	0.378	0.400	0.419	0.425	0.426	0.443	0.414	
		Stride efficiency (%)	49.26	76.76	69.19	76.15	70.98	69.03	67.47	
		Stride count	35.62	28.54	30.06	28.65	29.67	30.09	182.63	

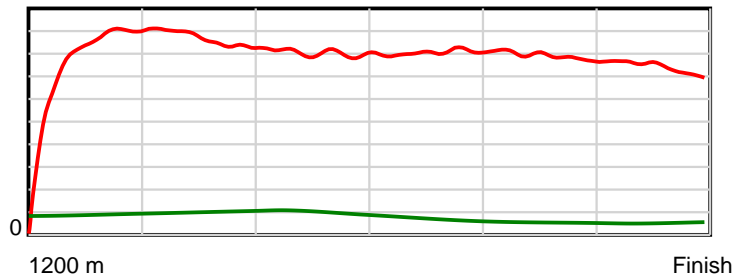
10 m Stride length



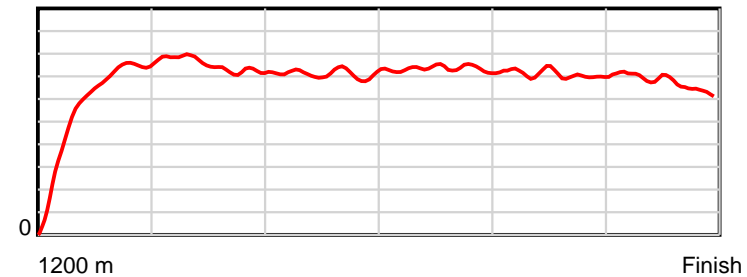
0.6 s Stride duration



20 m/sec Speed



100 % Stride efficiency



Note: Horizontal distance axis grid lines are 200m furlongs.

Disclaimer.

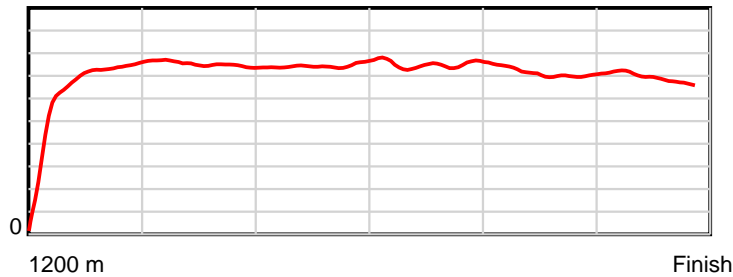
Tasracing Pty Ltd and Thoroughbred Ratings Pty Ltd accepts no responsibility for the completeness or accuracy of any of the information contained herein, and makes no representations about its suitability for any particular purpose. Users should make their own judgements about those matters and/or seek independent advice. You assume all risks associated with use of the data provided on this page.

Race Results

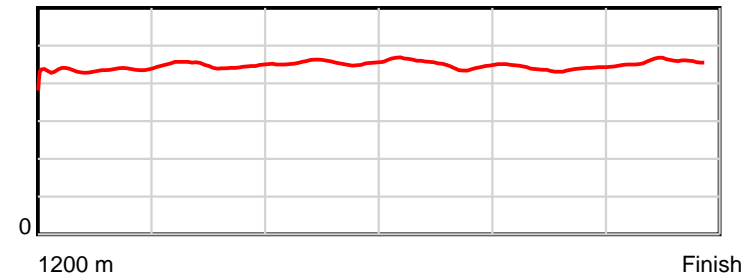
May 25, 2014, Race 2, 2UP MDN-SW, Distance 1200m, Mowbray - Offset 0m

Result	TAB no.	Horse (Barrier)	1200 to	1000m to	800m to	600m to	400m to	200m to	Total or	Margin
9th	3	Geegee's Lover... (11)	1000m	800m	600m	400m	200m	WP	Average	
		Position in running (margin)	-	10(6.3)	11(7.6)	9(6.4)	10(5.0)	9(5.3)		5.90
		Sectional time (s)	14.28	11.64	12.19	11.97	12.52	13.11		
		Cumulative time (s)	75.71	61.43	49.79	37.60	25.63	13.11	1:15.70	
		Speed (m/s)	14.01	17.18	16.41	16.71	15.97	15.26	15.85	
		Stride length (m)	5.87	7.68	7.44	7.55	7.04	6.96	7.03	
		Stride duration (s)	0.424	0.447	0.454	0.451	0.440	0.456	0.444	
		Stride efficiency (%)	53.84	92.29	86.59	88.97	77.36	75.71	77.29	
		Stride count	34.07	26.02	26.87	26.51	28.43	28.73	170.63	

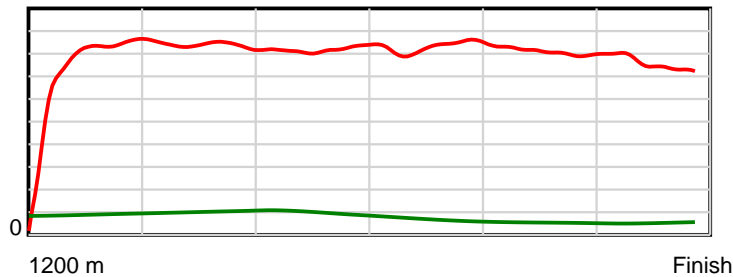
10 m Stride length



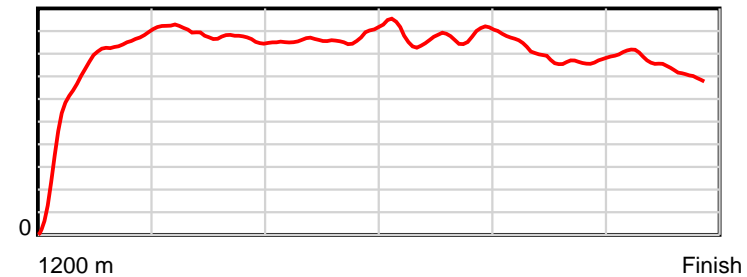
0.6 s Stride duration



20 m/sec Speed



100 % Stride efficiency



Note: Horizontal distance axis grid lines are 200m furlongs.

Disclaimer.

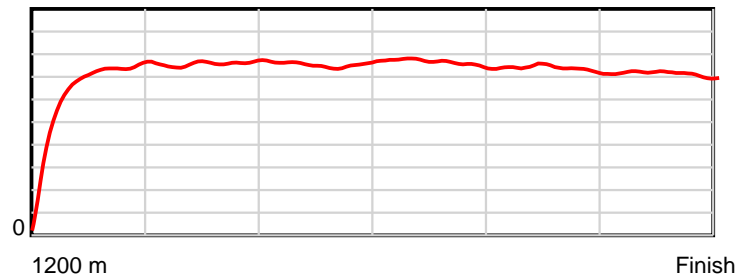
Tasracing Pty Ltd and Thoroughbred Ratings Pty Ltd accepts no responsibility for the completeness or accuracy of any of the information contained herein, and makes no representations about its suitability for any particular purpose. Users should make their own judgements about those matters and/or seek independent advice. You assume all risks associated with use of the data provided on this page.

Race Results

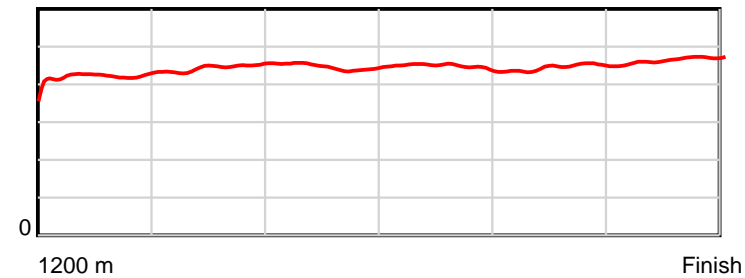
May 25, 2014, Race 2, 2UP MDN-SW, Distance 1200m, Mowbray - Offset 0m

Result	TAB no.	Horse (Barrier)	1200 to	1000m to	800m to	600m to	400m to	200m to	Total or	Margin
10th	8	Decent Bird (9)	1000m	800m	600m	400m	200m	WP	Average	
		Position in running (margin)	-	9(3.9)	12(8.1)	11(6.9)	11(5.8)	11(6.6)		10.20
		Sectional time (s)	14.20	12.12	12.19	12.02	12.59	13.42		
		Cumulative time (s)	76.54	62.34	50.22	38.03	26.01	13.42	1:16.54	
		Speed (m/s)	14.08	16.50	16.41	16.64	15.89	14.90	15.68	
		Stride length (m)	5.77	7.34	7.32	7.44	7.07	6.96	6.93	
		Stride duration (s)	0.413	0.445	0.446	0.447	0.445	0.467	0.442	
		Stride efficiency (%)	52.10	84.12	83.64	86.49	78.22	75.67	75.07	
		Stride count	34.64	27.26	27.34	26.88	28.27	28.74	173.13	

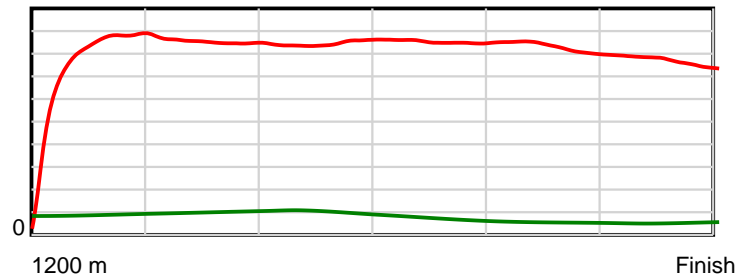
10 m Stride length



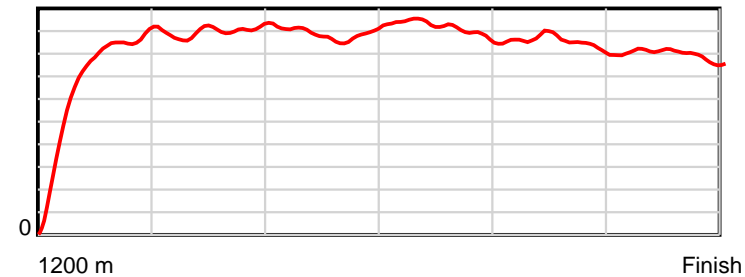
0.6 s Stride duration



20 m/sec Speed



100 % Stride efficiency



Note: Horizontal distance axis grid lines are 200m furlongs.

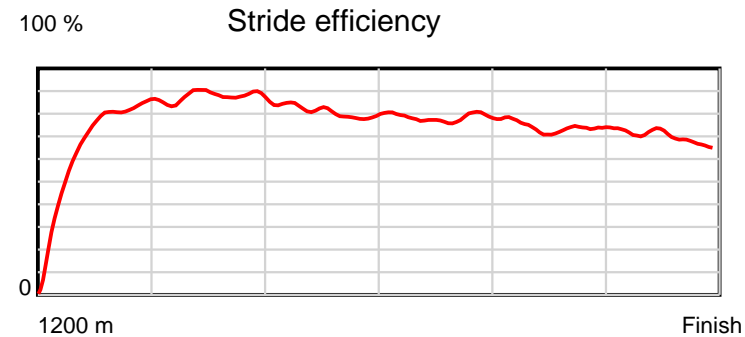
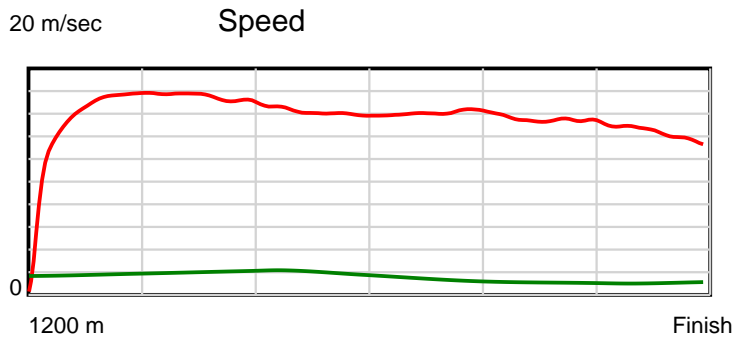
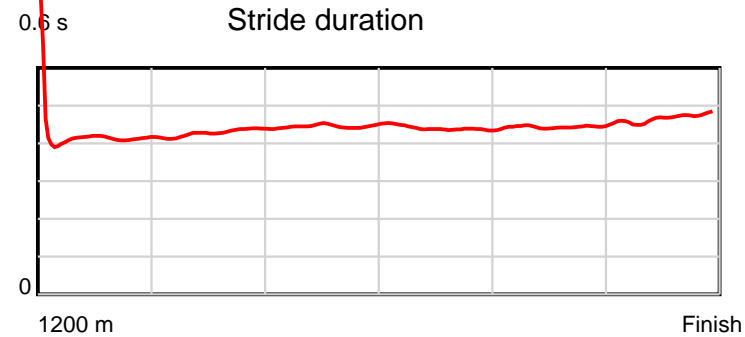
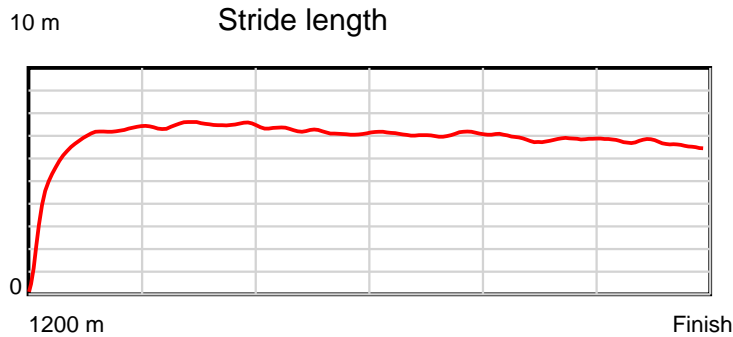
Disclaimer.

Tasracing Pty Ltd and Thoroughbred Ratings Pty Ltd accepts no responsibility for the completeness or accuracy of any of the information contained herein, and makes no representations about its suitability for any particular purpose. Users should make their own judgements about those matters and/or seek independent advice. You assume all risks associated with use of the data provided on this page.

Race Results

May 25, 2014, Race 2, 2UP MDN-SW, Distance 1200m, Mowbray - Offset 0m

Result	TAB no.	Horse (Barrier)	1200 to	1000m to	800m to	600m to	400m to	200m to	Total or	Margin
11th	9	Fiore (8)	1000m	800m	600m	400m	200m	WP	Average	
		Position in running (margin)	-	3(2.1)	3(1.6)	5(3.5)	7(3.6)	10(5.5)		11.50
		Sectional time (s)	13.79	11.34	12.70	12.21	12.78	13.97		
		Cumulative time (s)	76.80	63.01	51.67	38.96	26.75	13.97	1:16.79	
		Speed (m/s)	14.51	17.64	15.75	16.38	15.65	14.32	15.63	
		Stride length (m)	6.01	7.55	7.00	7.20	6.93	6.70	6.87	
		Stride duration (s)	0.413	0.428	0.445	0.440	0.443	0.468	0.439	
		Stride efficiency (%)	56.45	89.06	76.67	81.11	75.12	70.18	73.67	
		Stride count	33.28	26.49	28.55	27.76	28.85	29.84	174.77	



Note: Horizontal distance axis grid lines are 200m furlongs.

Disclaimer.

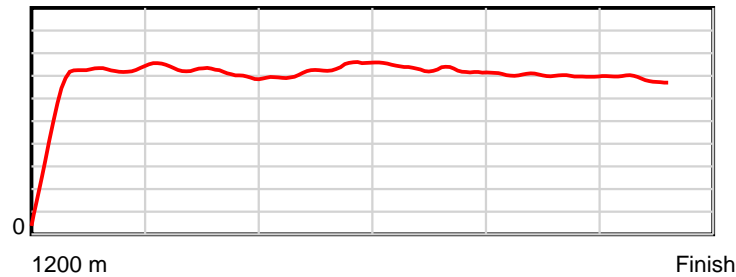
Tasracing Pty Ltd and Thoroughbred Ratings Pty Ltd accepts no responsibility for the completeness or accuracy of any of the information contained herein, and makes no representations about its suitability for any particular purpose. Users should make their own judgements about those matters and/or seek independent advice. You assume all risks associated with use of the data provided on this page.

Race Results

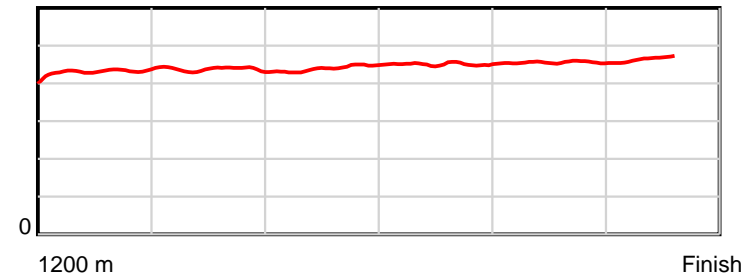
May 25, 2014, Race 2, 2UP MDN-SW, Distance 1200m, Mowbray - Offset 0m

Result	TAB no.	Horse (Barrier)	1200 to	1000m to	800m to	600m to	400m to	200m to	Total or	Margin
12th	5	Justamenace (7)	1000m	800m	600m	400m	200m	WP	Average	
		Position in running (margin)	-	12(7.8)	10(7.6)	12(7.3)	12(6.2)	12(9.5)		12.50
		Sectional time (s)	14.87	11.39	12.34	12.02	13.01	13.38		
		Cumulative time (s)	77.00	62.13	50.75	38.41	26.39	13.38	1:17.00	
		Speed (m/s)	13.45	17.56	16.21	16.64	15.37	14.95	15.59	
		Stride length (m)	5.97	7.66	7.05	7.50	6.96	6.92	6.97	
		Stride duration (s)	0.442	0.436	0.435	0.451	0.453	0.463	0.447	
		Stride efficiency (%)	55.64	91.80	77.56	87.99	75.81	74.73	75.81	
		Stride count	33.52	26.09	28.39	26.65	28.72	28.92	172.29	

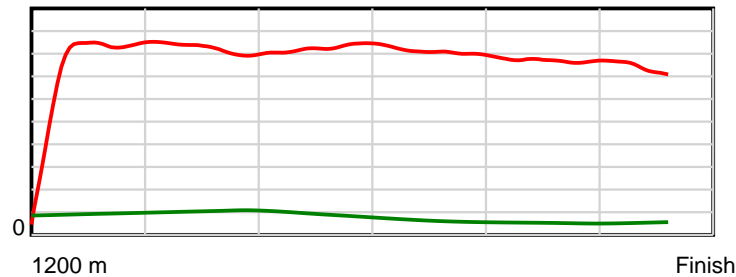
10 m Stride length



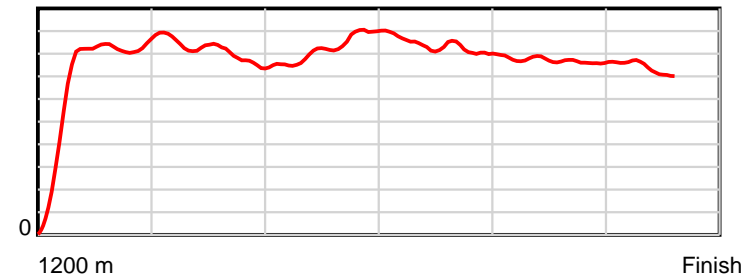
0.6 s Stride duration



20 m/sec Speed



100 % Stride efficiency



Note: Horizontal distance axis grid lines are 200m furlongs.

Disclaimer.

Tasracing Pty Ltd and Thoroughbred Ratings Pty Ltd accepts no responsibility for the completeness or accuracy of any of the information contained herein, and makes no representations about its suitability for any particular purpose. Users should make their own judgements about those matters and/or seek independent advice. You assume all risks associated with use of the data provided on this page.