



Race Results

Tasmanian Turf Club, Launceston, May 25, 2014

Compilation date: May 26, 2014, 11:00:16 AM (EST)

Copyright © 2014 Tasracing Pty Ltd. All rights reserved.

Trademarks.

StrideMASTER is a registered trademark of Thoroughbred Ratings Pty Ltd.

Disclaimer.

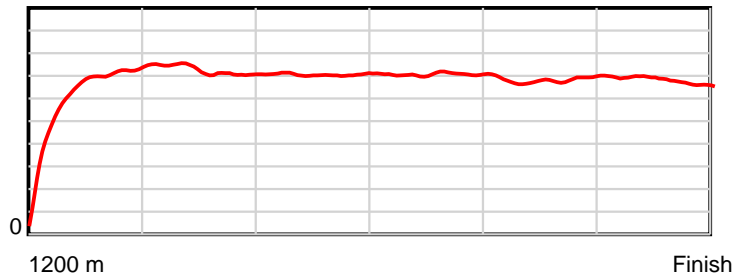
Tasracing Pty Ltd and Thoroughbred Ratings Pty Ltd accepts no responsibility for the completeness or accuracy of any of the information contained herein, and makes no representations about its suitability for any particular purpose. Users should make their own judgements about those matters and/or seek independent advice. You assume all risks associated with use of the data provided on this page.

Race Results

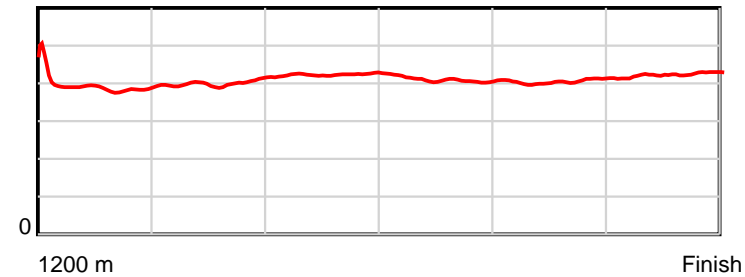
May 25, 2014, Race 3, 2UP MDN-SW, Distance 1200m, Mowbray - Offset 0m

Result	TAB no.	Horse (Barrier)	1200 to	1000m to	800m to	600m to	400m to	200m to	Total or	Margin
1st	4	Triple Bee (12)	1000m	800m	600m	400m	200m	WP	Average	
		Position in running (margin)	-	2(0.9)	2(1.1)	1(0.0)	1(0.0)	1(0.0)		0.00
		Sectional time (s)	13.78	11.42	12.29	11.80	12.01	12.86		
		Cumulative time (s)	74.17	60.39	48.97	36.67	24.87	12.86	1:14.17	
		Speed (m/s)	14.51	17.51	16.27	16.95	16.65	15.55	16.18	
		Stride length (m)	5.77	7.01	6.89	6.93	6.74	6.58	6.63	
		Stride duration (s)	0.398	0.400	0.423	0.409	0.405	0.423	0.410	
		Stride efficiency (%)	52.05	76.85	74.12	75.14	70.94	67.68	68.60	
		Stride count	34.65	28.52	29.04	28.84	29.68	30.39	181.12	

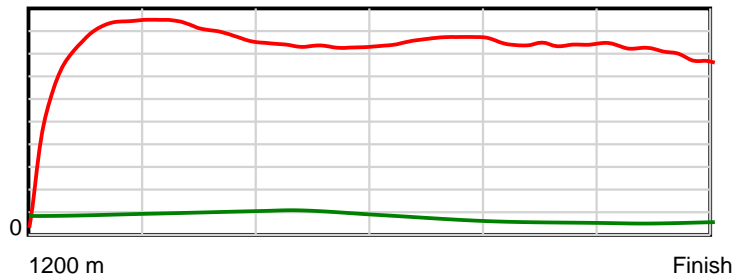
10 m Stride length



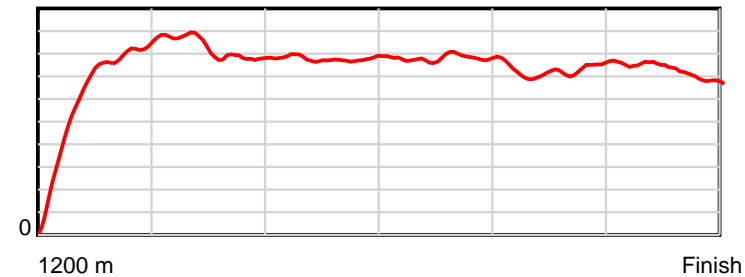
0.6 s Stride duration



20 m/sec Speed



100 % Stride efficiency



Note: Horizontal distance axis grid lines are 200m furlongs.

Disclaimer.

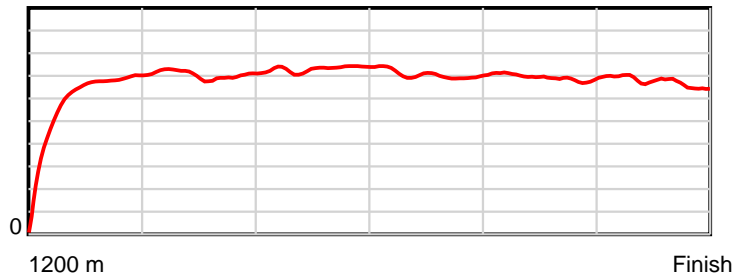
Tasracing Pty Ltd and Thoroughbred Ratings Pty Ltd accepts no responsibility for the completeness or accuracy of any of the information contained herein, and makes no representations about its suitability for any particular purpose. Users should make their own judgements about those matters and/or seek independent advice. You assume all risks associated with use of the data provided on this page.

Race Results

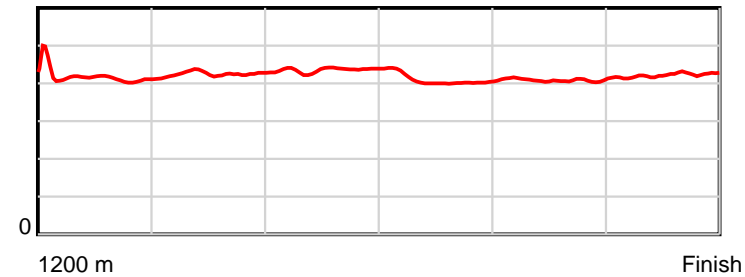
May 25, 2014, Race 3, 2UP MDN-SW, Distance 1200m, Mowbray - Offset 0m

Result	TAB no.	Horse (Barrier)	1200 to	1000m to	800m to	600m to	400m to	200m to	Total or	Margin
2nd	8	Lacey Azz (4)	1000m	800m	600m	400m	200m	WP	Average	
		Position in running (margin)	-	8(4.3)	9(6.8)	9(4.3)	5(2.4)	3(2.7)		0.20
		Sectional time (s)	14.17	11.81	12.06	11.49	12.05	12.63		
		Cumulative time (s)	74.21	60.04	48.23	36.17	24.68	12.63	1:14.20	
		Speed (m/s)	14.12	16.93	16.58	17.41	16.60	15.84	16.17	
		Stride length (m)	5.94	7.20	7.22	7.10	6.78	6.67	6.79	
		Stride duration (s)	0.422	0.425	0.435	0.408	0.408	0.421	0.420	
		Stride efficiency (%)	55.11	80.94	81.36	78.70	71.79	69.52	71.94	
		Stride count	33.68	27.79	27.72	28.18	29.51	29.98	176.86	

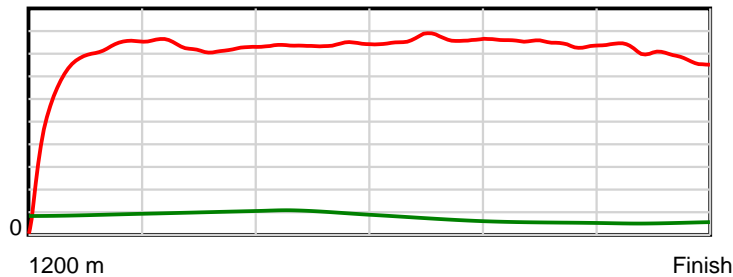
10 m Stride length



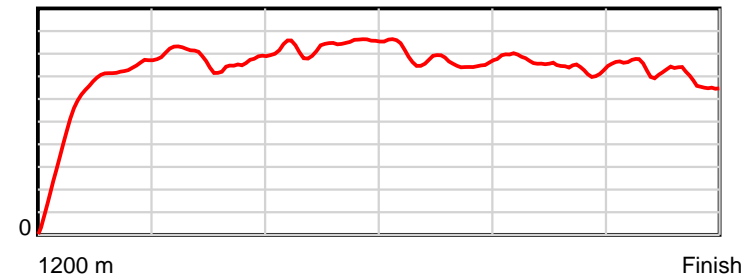
0.6 s Stride duration



20 m/sec Speed



100 % Stride efficiency



Note: Horizontal distance axis grid lines are 200m furlongs.

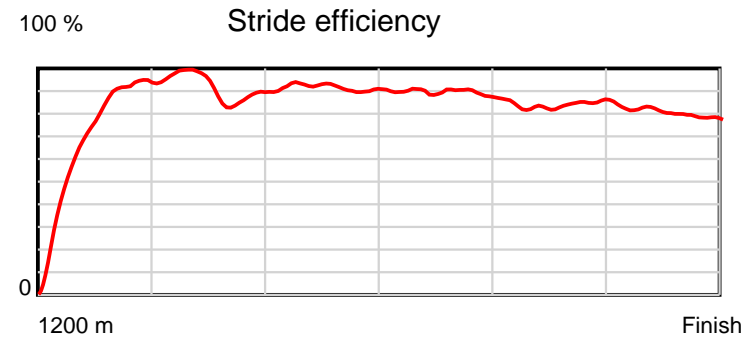
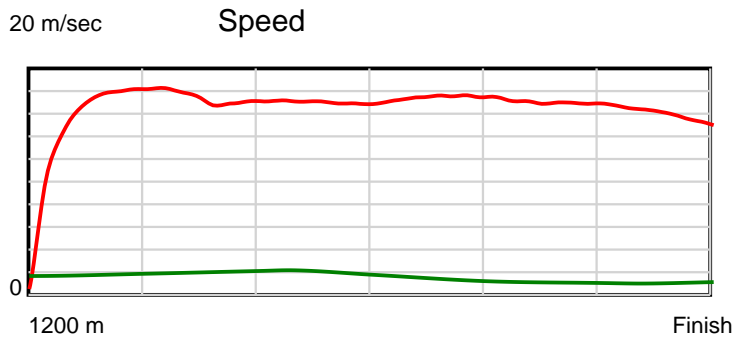
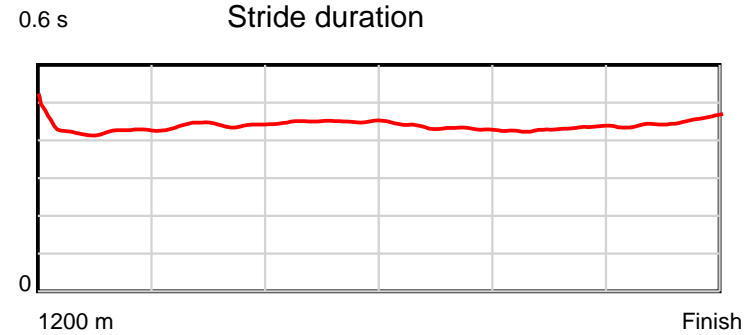
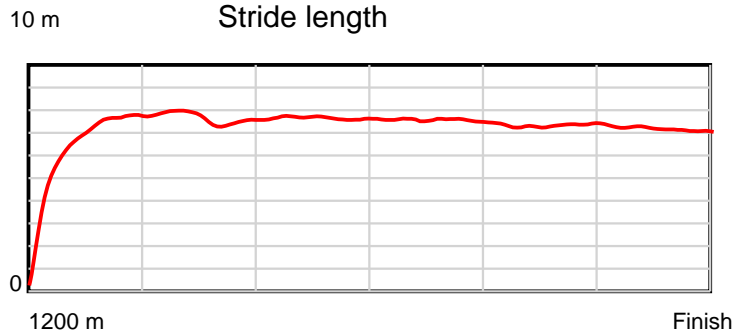
Disclaimer.

Tasracing Pty Ltd and Thoroughbred Ratings Pty Ltd accepts no responsibility for the completeness or accuracy of any of the information contained herein, and makes no representations about its suitability for any particular purpose. Users should make their own judgements about those matters and/or seek independent advice. You assume all risks associated with use of the data provided on this page.

Race Results

May 25, 2014, Race 3, 2UP MDN-SW, Distance 1200m, Mowbray - Offset 0m

Result	TAB no.	Horse (Barrier)	1200 to	1000m to	800m to	600m to	400m to	200m to	Total or	Margin
3rd	3	Mygreyhorse (5)	1000m	800m	600m	400m	200m	WP	Average	
		Position in running (margin)	-	11(4.7)	8(6.5)	6(3.1)	4(2.0)	4(2.9)		1.70
		Sectional time (s)	14.48	11.69	11.90	11.62	12.16	12.63		
		Cumulative time (s)	74.49	60.01	48.31	36.42	24.79	12.63	1:14.48	
		Speed (m/s)	13.82	17.11	16.81	17.21	16.45	15.84	16.11	
		Stride length (m)	6.19	7.54	7.56	7.44	7.09	7.15	7.13	
		Stride duration (s)	0.429	0.441	0.450	0.433	0.431	0.451	0.442	
		Stride efficiency (%)	59.93	88.74	89.43	86.59	78.55	79.81	79.41	
		Stride count	32.29	26.54	26.44	26.87	28.21	27.99	168.34	



Note: Horizontal distance axis grid lines are 200m furlongs.

Disclaimer.

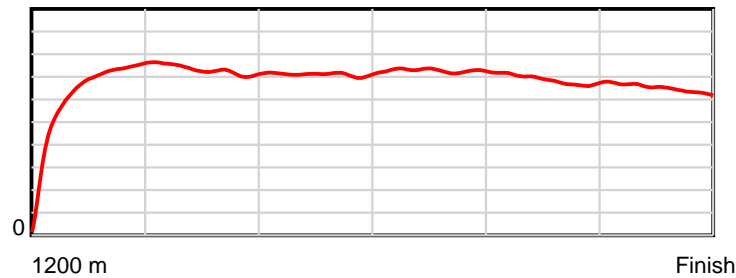
Tasracing Pty Ltd and Thoroughbred Ratings Pty Ltd accepts no responsibility for the completeness or accuracy of any of the information contained herein, and makes no representations about its suitability for any particular purpose. Users should make their own judgements about those matters and/or seek independent advice. You assume all risks associated with use of the data provided on this page.

Race Results

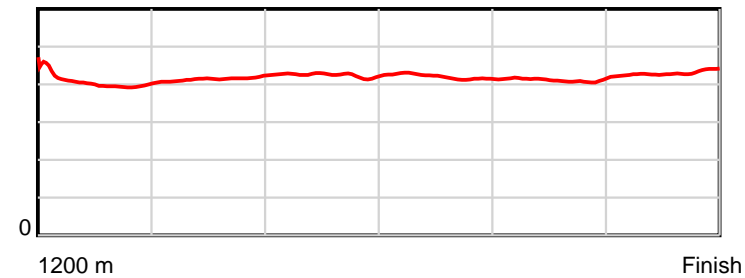
May 25, 2014, Race 3, 2UP MDN-SW, Distance 1200m, Mowbray - Offset 0m

Result	TAB no.	Horse (Barrier)	1200 to	1000m to	800m to	600m to	400m to	200m to	Total or	Margin
4th	7	Delrianna (10)	1000m	800m	600m	400m	200m	WP	Average	
		Position in running (margin)	-	3(1.1)	3(3.4)	3(0.6)	2(0.3)	2(2.0)		3.50
		Sectional time (s)	13.67	11.76	12.00	11.75	12.30	13.33		
		Cumulative time (s)	74.82	61.15	49.39	37.38	25.63	13.33	1:14.81	
		Speed (m/s)	14.63	17.01	16.67	17.02	16.26	15.00	16.04	
		Stride length (m)	5.87	7.06	7.07	7.14	6.70	6.48	6.69	
		Stride duration (s)	0.406	0.415	0.425	0.420	0.412	0.432	0.417	
		Stride efficiency (%)	53.81	77.90	78.20	79.65	70.20	65.61	69.92	
		Stride count	34.08	28.33	28.27	28.01	29.84	30.87	179.40	

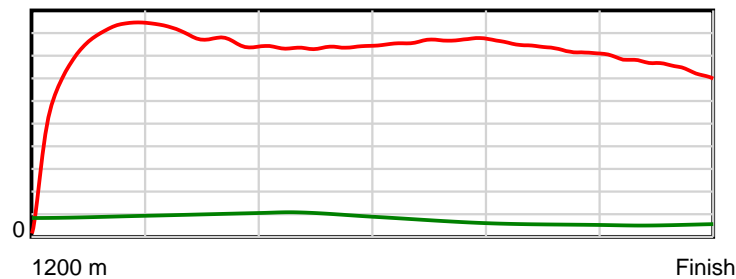
10 m Stride length



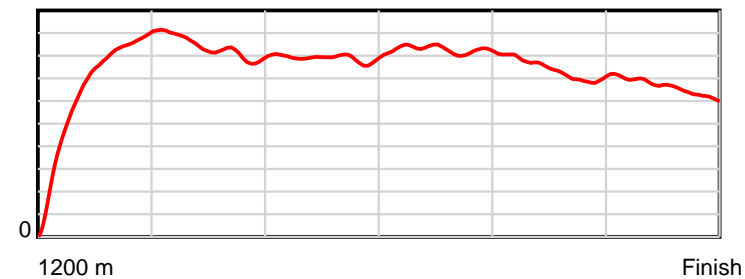
0.6 s Stride duration



20 m/sec Speed



100 % Stride efficiency



Note: Horizontal distance axis grid lines are 200m furlongs.

Disclaimer.

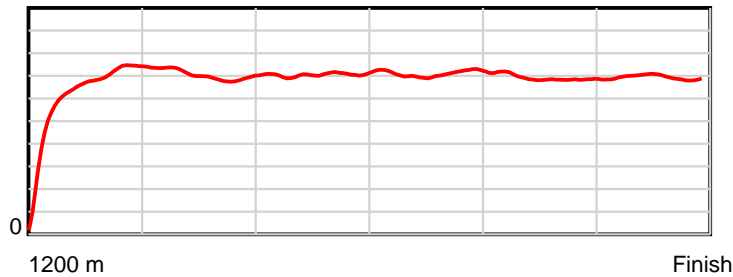
Tasracing Pty Ltd and Thoroughbred Ratings Pty Ltd accepts no responsibility for the completeness or accuracy of any of the information contained herein, and makes no representations about its suitability for any particular purpose. Users should make their own judgements about those matters and/or seek independent advice. You assume all risks associated with use of the data provided on this page.

Race Results

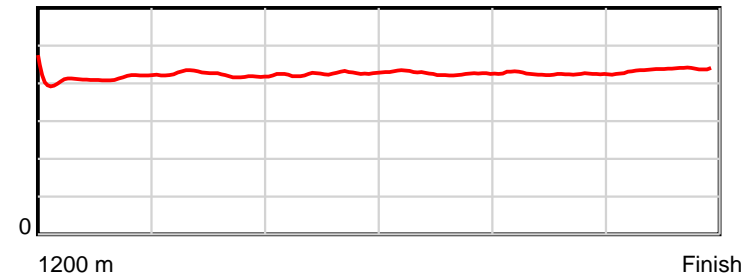
May 25, 2014, Race 3, 2UP MDN-SW, Distance 1200m, Mowbray - Offset 0m

Result	TAB no.	Horse (Barrier)	1200 to	1000m to	800m to	600m to	400m to	200m to	Total or	Margin
5th	11	Shezastig (6)	1000m	800m	600m	400m	200m	WP	Average	
		Position in running (margin)	-	7(3.2)	7(5.9)	8(4.1)	7(4.1)	5(6.3)		4.30
		Sectional time (s)	14.18	11.84	12.18	11.80	12.38	12.60		
		Cumulative time (s)	74.98	60.80	48.96	36.78	24.98	12.60	1:14.98	
		Speed (m/s)	14.11	16.89	16.42	16.95	16.16	15.87	16.01	
		Stride length (m)	5.98	7.14	6.97	7.23	6.86	6.93	6.83	
		Stride duration (s)	0.416	0.423	0.425	0.427	0.425	0.437	0.427	
		Stride efficiency (%)	55.95	79.74	76.00	81.71	73.61	75.09	72.85	
		Stride count	33.42	28.00	28.68	27.66	29.14	28.85	175.75	

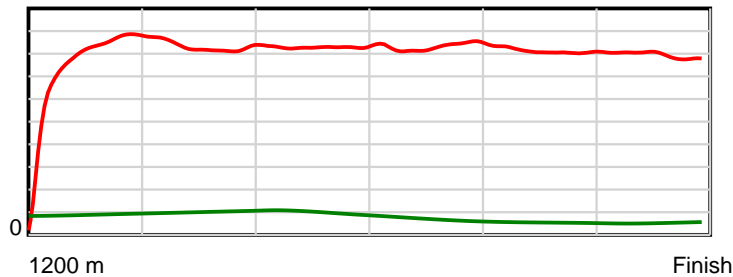
10 m Stride length



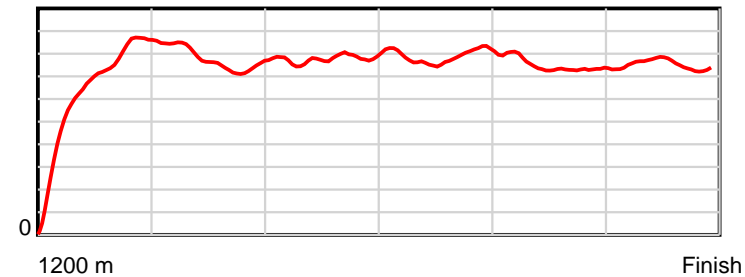
0.6 s Stride duration



20 m/sec Speed



100 % Stride efficiency



Note: Horizontal distance axis grid lines are 200m furlongs.

Disclaimer.

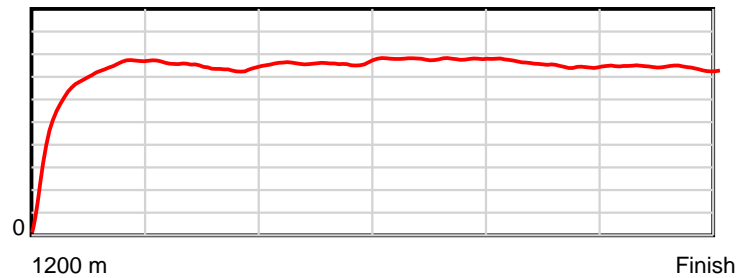
Tasracing Pty Ltd and Thoroughbred Ratings Pty Ltd accepts no responsibility for the completeness or accuracy of any of the information contained herein, and makes no representations about its suitability for any particular purpose. Users should make their own judgements about those matters and/or seek independent advice. You assume all risks associated with use of the data provided on this page.

Race Results

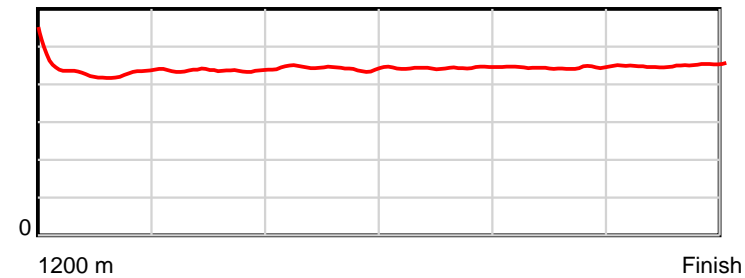
May 25, 2014, Race 3, 2UP MDN-SW, Distance 1200m, Mowbray - Offset 0m

Result	TAB no.	Horse (Barrier)	1200 to	1000m to	800m to	600m to	400m to	200m to	Total or	Margin
6th	2	Judah (7)	1000m	800m	600m	400m	200m	WP	Average	
		Position in running (margin)	-	12(4.7)	11(9.1)	11(6.5)	10(6.0)	8(8.5)		6.30
		Sectional time (s)	14.79	12.12	12.04	11.73	12.42	12.27		
		Cumulative time (s)	75.36	60.57	48.45	36.41	24.68	12.27	1:15.36	
		Speed (m/s)	13.53	16.50	16.61	17.05	16.10	16.30	15.92	
		Stride length (m)	6.13	7.19	7.36	7.56	7.16	7.35	7.09	
		Stride duration (s)	0.443	0.435	0.444	0.443	0.444	0.451	0.445	
		Stride efficiency (%)	58.64	80.72	84.76	89.34	80.02	84.39	78.54	
		Stride count	32.65	27.83	27.16	26.45	27.95	27.22	169.26	

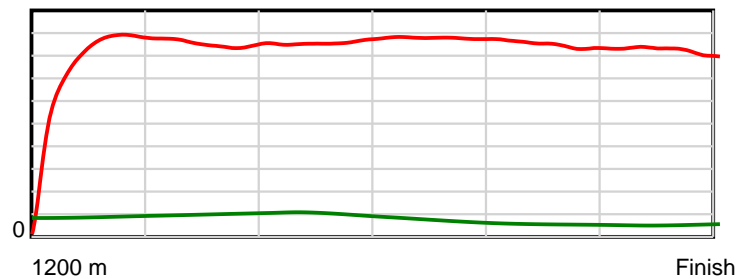
10 m Stride length



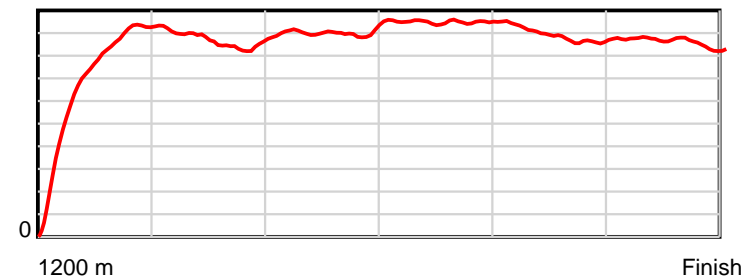
0.6 s Stride duration



20 m/sec Speed



100 % Stride efficiency



Note: Horizontal distance axis grid lines are 200m furlongs.

Disclaimer.

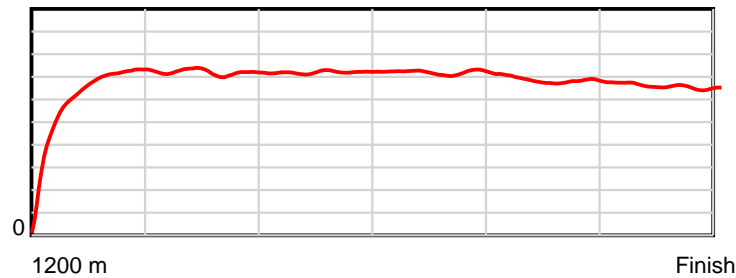
Tasracing Pty Ltd and Thoroughbred Ratings Pty Ltd accepts no responsibility for the completeness or accuracy of any of the information contained herein, and makes no representations about its suitability for any particular purpose. Users should make their own judgements about those matters and/or seek independent advice. You assume all risks associated with use of the data provided on this page.

Race Results

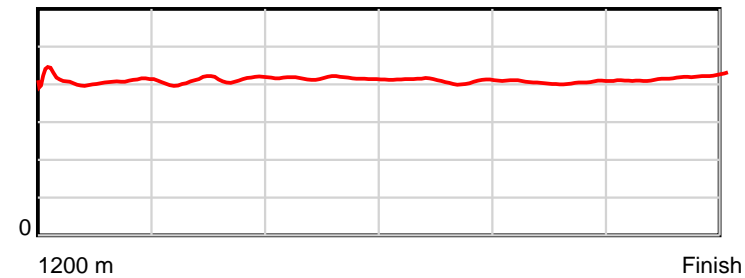
May 25, 2014, Race 3, 2UP MDN-SW, Distance 1200m, Mowbray - Offset 0m

Result	TAB no.	Horse (Barrier)	1200 to	1000m to	800m to	600m to	400m to	200m to	Total or	Margin
7th	10	Sheza Fatty Bo... (3)	1000m	800m	600m	400m	200m	WP	Average	
		Position in running (margin)	-	9(4.4)	10(6.9)	10(4.9)	8(4.2)	6(6.6)		7.10
		Sectional time (s)	14.50	11.80	12.13	11.69	12.42	12.97		
		Cumulative time (s)	75.51	61.01	49.21	37.08	25.39	12.97	1:15.51	
		Speed (m/s)	13.79	16.95	16.49	17.11	16.10	15.42	15.89	
		Stride length (m)	5.83	6.97	6.85	7.01	6.53	6.47	6.58	
		Stride duration (s)	0.408	0.411	0.416	0.409	0.406	0.420	0.414	
		Stride efficiency (%)	53.06	75.84	73.39	76.69	66.62	65.51	67.72	
		Stride count	34.32	28.71	29.18	28.55	30.63	30.89	182.28	

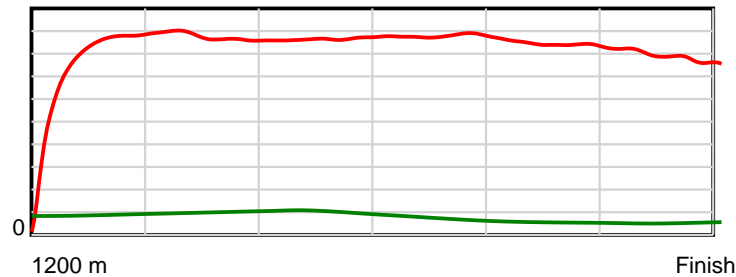
10 m Stride length



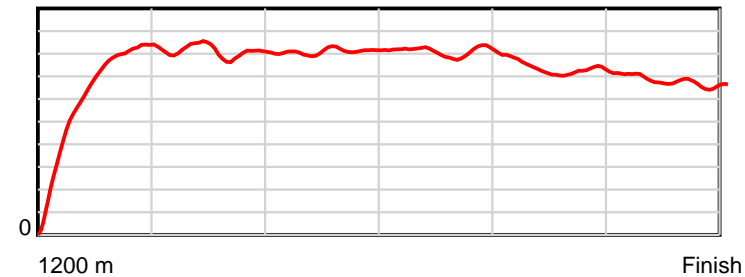
0.6 s Stride duration



20 m/sec Speed



100 % Stride efficiency



Note: Horizontal distance axis grid lines are 200m furlongs.

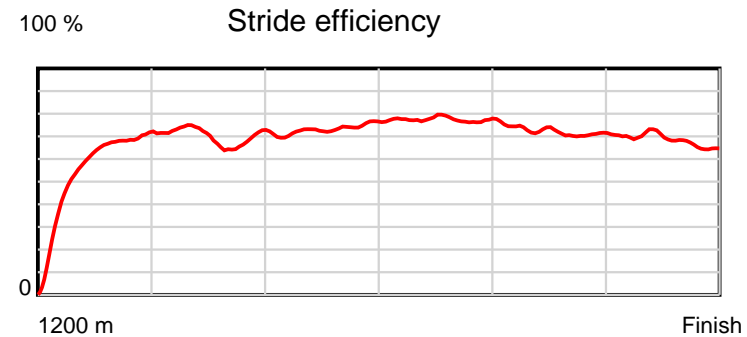
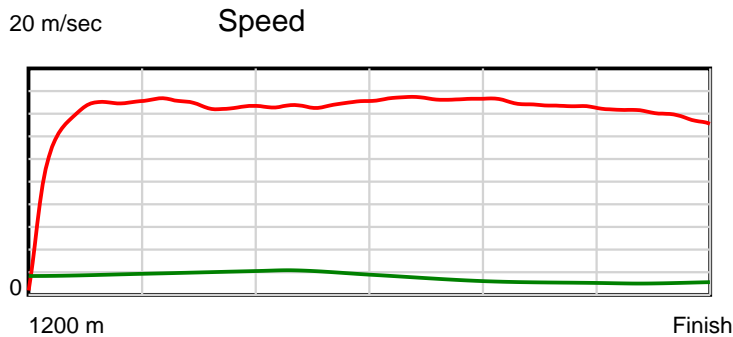
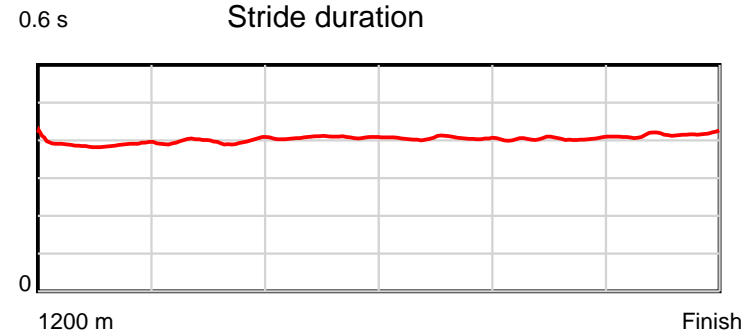
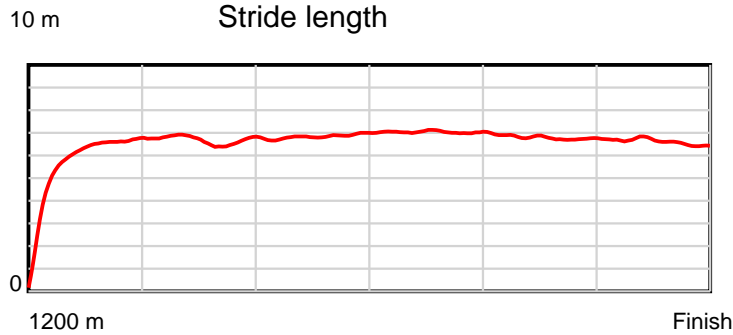
Disclaimer.

Tasracing Pty Ltd and Thoroughbred Ratings Pty Ltd accepts no responsibility for the completeness or accuracy of any of the information contained herein, and makes no representations about its suitability for any particular purpose. Users should make their own judgements about those matters and/or seek independent advice. You assume all risks associated with use of the data provided on this page.

Race Results

May 25, 2014, Race 3, 2UP MDN-SW, Distance 1200m, Mowbray - Offset 0m

Result	TAB no.	Horse (Barrier)	1200 to	1000m to	800m to	600m to	400m to	200m to	Total or	Margin
8th	9	Miss Ambitious (11)	1000m	800m	600m	400m	200m	WP	Average	
		Position in running (margin)	-	10(4.6)	12(10.1)	12(7.7)	12(7.2)	9(8.7)		7.30
		Sectional time (s)	14.56	12.31	12.07	11.72	12.26	12.63		
		Cumulative time (s)	75.55	60.99	48.69	36.61	24.89	12.63	1:15.54	
		Speed (m/s)	13.74	16.25	16.57	17.06	16.31	15.84	15.88	
		Stride length (m)	5.58	6.47	6.75	6.90	6.60	6.60	6.45	
		Stride duration (s)	0.388	0.398	0.408	0.404	0.405	0.417	0.406	
		Stride efficiency (%)	48.61	65.42	71.21	74.34	68.17	68.11	65.06	
		Stride count	35.86	30.91	29.63	29.00	30.28	30.29	185.97	



Note: Horizontal distance axis grid lines are 200m furlongs.

Disclaimer.

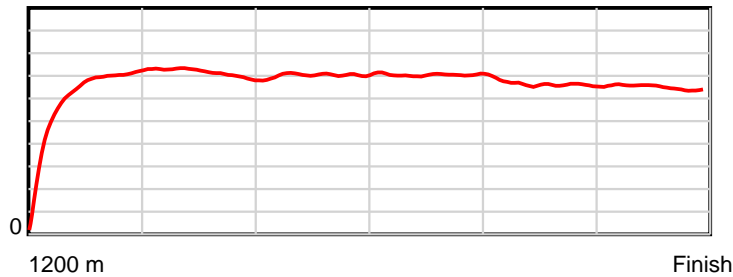
Tasracing Pty Ltd and Thoroughbred Ratings Pty Ltd accepts no responsibility for the completeness or accuracy of any of the information contained herein, and makes no representations about its suitability for any particular purpose. Users should make their own judgements about those matters and/or seek independent advice. You assume all risks associated with use of the data provided on this page.

Race Results

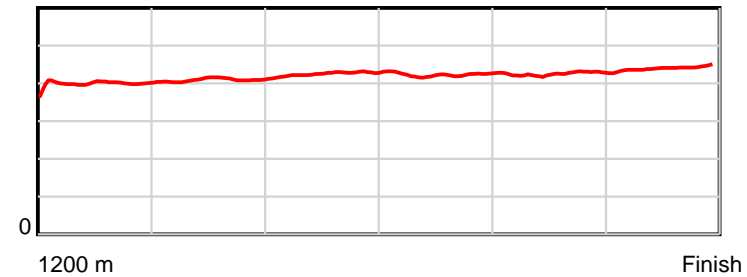
May 25, 2014, Race 3, 2UP MDN-SW, Distance 1200m, Mowbray - Offset 0m

Result	TAB no.	Horse (Barrier)	1200 to	1000m to	800m to	600m to	400m to	200m to	Total or	Margin
9th	12	Turn a Penny (1)	1000m	800m	600m	400m	200m	WP	Average	
		Position in running (margin)	-	5(1.9)	5(4.1)	5(2.5)	9(4.8)	10(9.4)		12.10
		Sectional time (s)	14.07	11.74	12.22	12.19	12.79	13.48		
		Cumulative time (s)	76.48	62.41	50.67	38.46	26.27	13.48	1:16.48	
		Speed (m/s)	14.21	17.04	16.37	16.41	15.64	14.84	15.69	
		Stride length (m)	5.75	6.97	6.97	6.94	6.64	6.55	6.61	
		Stride duration (s)	0.397	0.409	0.426	0.423	0.424	0.442	0.421	
		Stride efficiency (%)	51.71	75.92	75.91	75.25	68.82	67.02	68.20	
		Stride count	34.77	28.69	28.69	28.82	30.14	30.54	181.65	

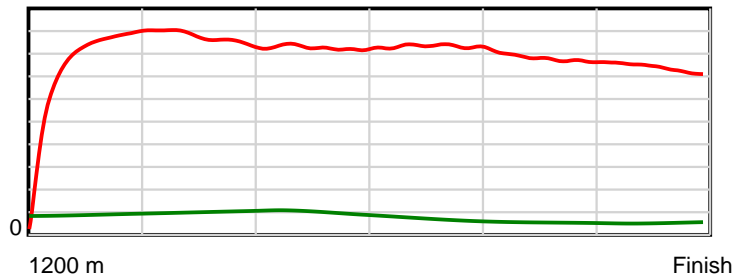
10 m Stride length



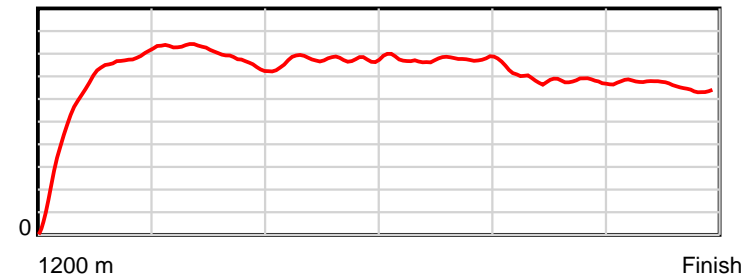
0.6 s Stride duration



20 m/sec Speed



100 % Stride efficiency



Note: Horizontal distance axis grid lines are 200m furlongs.

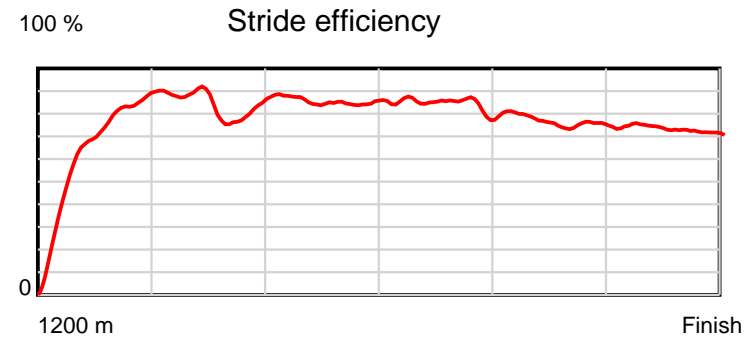
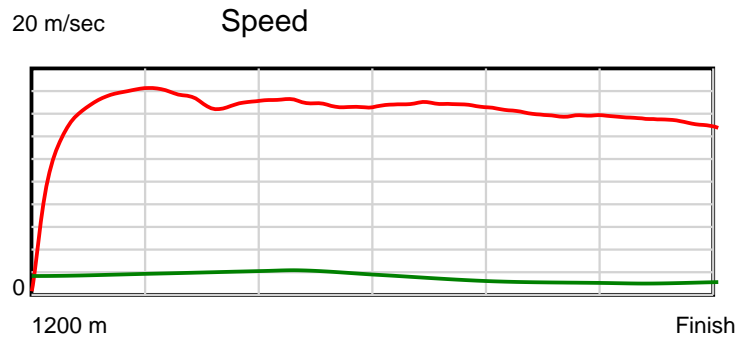
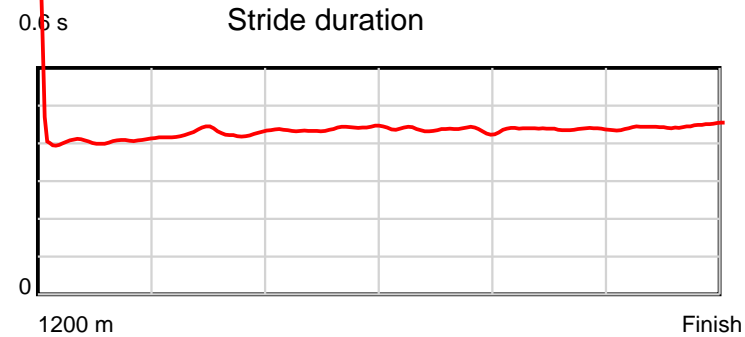
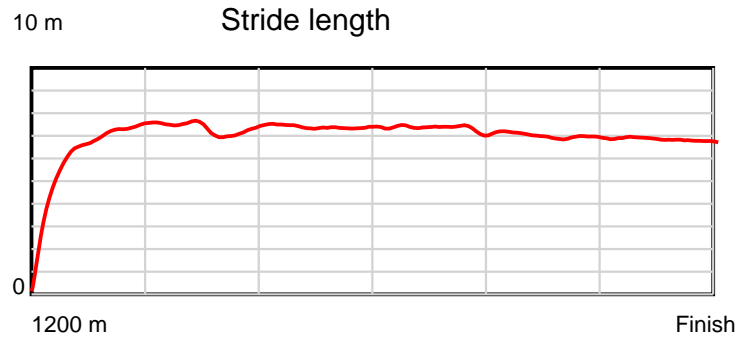
Disclaimer.

Tasracing Pty Ltd and Thoroughbred Ratings Pty Ltd accepts no responsibility for the completeness or accuracy of any of the information contained herein, and makes no representations about its suitability for any particular purpose. Users should make their own judgements about those matters and/or seek independent advice. You assume all risks associated with use of the data provided on this page.

Race Results

May 25, 2014, Race 3, 2UP MDN-SW, Distance 1200m, Mowbray - Offset 0m

Result	TAB no.	Horse (Barrier)	1200 to	1000m to	800m to	600m to	400m to	200m to	Total or	Margin
10th	6	Del Magic (8)	1000m	800m	600m	400m	200m	WP	Average	
		Position in running (margin)	-	6(2.2)	6(5.3)	7(4.0)	11(6.1)	12(10.8)		12.60
		Sectional time (s)	14.22	11.90	12.26	12.16	12.80	13.25		
		Cumulative time (s)	76.58	62.36	50.46	38.20	26.05	13.25	1:16.57	
		Speed (m/s)	14.06	16.81	16.31	16.45	15.62	15.09	15.67	
		Stride length (m)	5.92	7.17	7.14	7.17	6.84	6.74	6.80	
		Stride duration (s)	0.407	0.427	0.438	0.436	0.438	0.446	0.434	
		Stride efficiency (%)	54.79	80.41	79.67	80.23	73.14	70.95	72.25	
		Stride count	33.77	27.88	28.01	27.91	29.23	29.68	176.48	



Note: Horizontal distance axis grid lines are 200m furlongs.

Disclaimer.

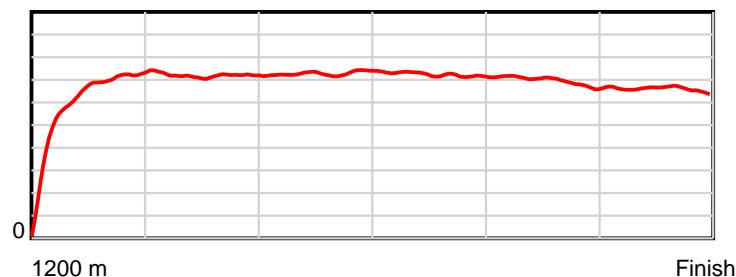
Tasracing Pty Ltd and Thoroughbred Ratings Pty Ltd accepts no responsibility for the completeness or accuracy of any of the information contained herein, and makes no representations about its suitability for any particular purpose. Users should make their own judgements about those matters and/or seek independent advice. You assume all risks associated with use of the data provided on this page.

Race Results

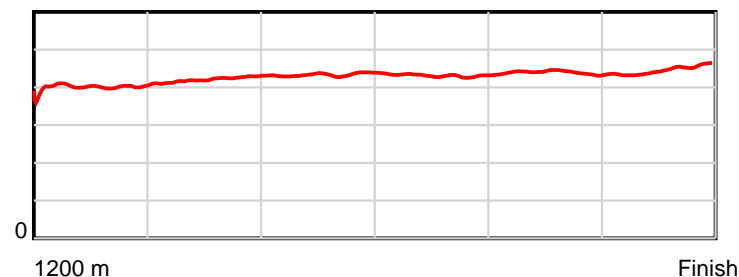
May 25, 2014, Race 3, 2UP MDN-SW, Distance 1200m, Mowbray - Offset 0m

Result	TAB no.	Horse (Barrier)	1200 to	1000m to	800m to	600m to	400m to	200m to	Total or	Margin
11th	5	Buzz Catcher (9)	1000m	800m	600m	400m	200m	WP	Average	
		Position in running (margin)	-	4(1.9)	4(4.0)	4(2.4)	6(4.0)	11(9.9)		13.90
		Sectional time (s)	14.15	11.75	12.19	12.08	13.00	13.67		
		Cumulative time (s)	76.84	62.69	50.95	38.75	26.67	13.67	1:16.84	
		Speed (m/s)	14.13	17.02	16.41	16.56	15.38	14.63	15.62	
		Stride length (m)	5.64	7.14	7.12	7.13	6.75	6.55	6.67	
		Stride duration (s)	0.395	0.419	0.434	0.431	0.439	0.448	0.427	
		Stride efficiency (%)	49.65	79.64	79.11	79.52	71.26	67.09	69.61	
		Stride count	35.48	28.02	28.11	28.04	29.62	30.52	179.79	

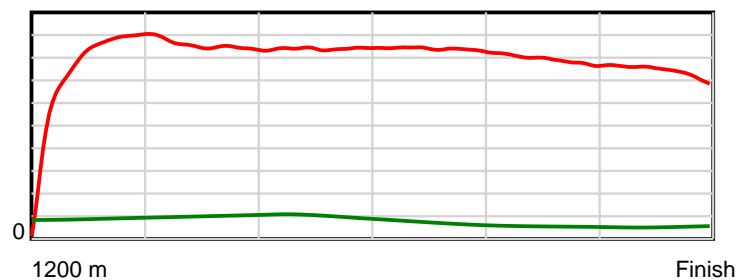
10 m Stride length



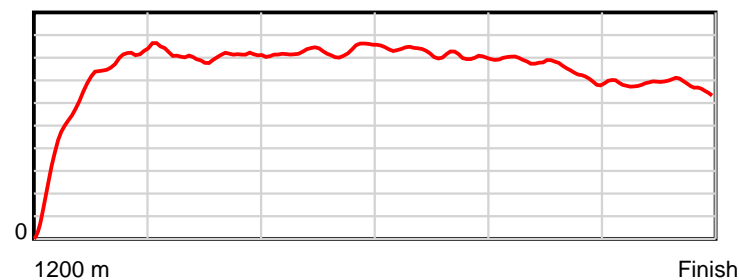
0.6 s Stride duration



20 m/sec Speed



100 % Stride efficiency



Note: Horizontal distance axis grid lines are 200m furlongs.

Disclaimer.

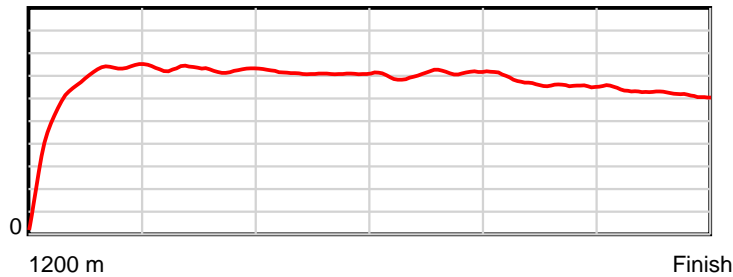
Tasracing Pty Ltd and Thoroughbred Ratings Pty Ltd accepts no responsibility for the completeness or accuracy of any of the information contained herein, and makes no representations about its suitability for any particular purpose. Users should make their own judgements about those matters and/or seek independent advice. You assume all risks associated with use of the data provided on this page.

Race Results

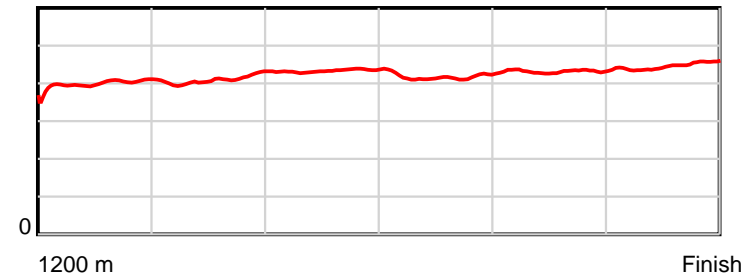
May 25, 2014, Race 3, 2UP MDN-SW, Distance 1200m, Mowbray - Offset 0m

Result	TAB no.	Horse (Barrier)	1200 to	1000m to	800m to	600m to	400m to	200m to	Total or	Margin
12th	1	Double Gun (2)	1000m	800m	600m	400m	200m	WP	Average	
		Position in running (margin)	-	1(0.0)	1(0.0)	2(0.3)	3(1.2)	7(8.3)		17.40
		Sectional time (s)	14.00	11.39	12.52	11.96	13.19	14.48		
		Cumulative time (s)	77.54	63.54	52.15	39.63	27.67	14.48	1:17.54	
		Speed (m/s)	14.28	17.56	15.97	16.72	15.16	13.81	15.48	
		Stride length (m)	5.99	7.20	6.92	6.96	6.55	6.17	6.60	
		Stride duration (s)	0.396	0.410	0.433	0.416	0.432	0.447	0.427	
		Stride efficiency (%)	55.99	80.97	74.76	75.80	66.99	59.50	68.09	
		Stride count	33.41	27.78	28.92	28.72	30.55	32.41	181.79	

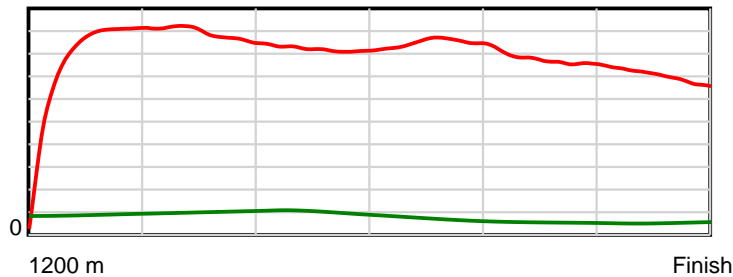
10 m Stride length



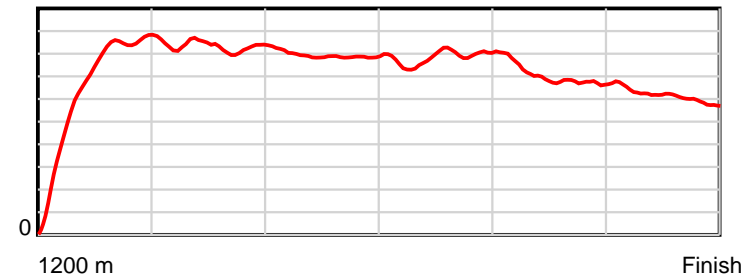
0.6 s Stride duration



20 m/sec Speed



100 % Stride efficiency



Note: Horizontal distance axis grid lines are 200m furlongs.

Disclaimer.

Tasracing Pty Ltd and Thoroughbred Ratings Pty Ltd accepts no responsibility for the completeness or accuracy of any of the information contained herein, and makes no representations about its suitability for any particular purpose. Users should make their own judgements about those matters and/or seek independent advice. You assume all risks associated with use of the data provided on this page.