



## Race Results

Tasmanian Turf Club, Launceston, May 25, 2014

Compilation date: May 26, 2014, 11:01:05 AM (EST)

Copyright © 2014 Tasracing Pty Ltd. All rights reserved.

### Trademarks.

StrideMASTER is a registered trademark of Thoroughbred Ratings Pty Ltd.

### Disclaimer.

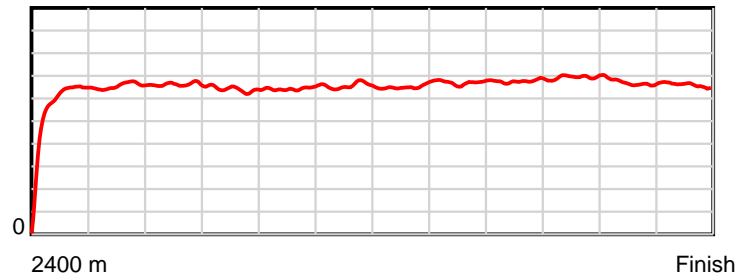
Tasracing Pty Ltd and Thoroughbred Ratings Pty Ltd accepts no responsibility for the completeness or accuracy of any of the information contained herein, and makes no representations about its suitability for any particular purpose. Users should make their own judgements about those matters and/or seek independent advice. You assume all risks associated with use of the data provided on this page.

# Race Results

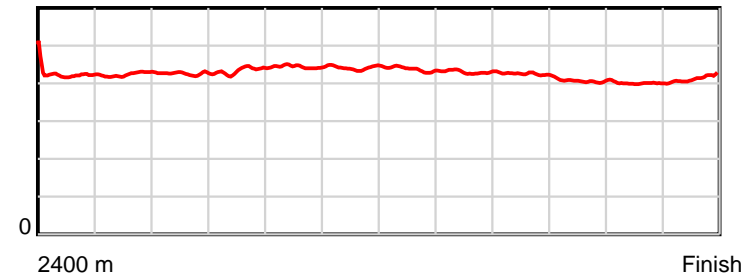
May 25, 2014, Race 4, ST LEGER, Distance 2400m, Mowbray - Offset 0m

Result	TAB no.	Horse (Barrier)	2400 to	2200m to	2000m to	1800m to	1600m to	1400m to	1200m to	1000m to	800m to	600m to	400m to	200m to	Total or	Margin
1st	1	<b>Geegees Blackf... (1)</b>	<b>2200m</b>	<b>2000m</b>	<b>1800m</b>	<b>1600m</b>	<b>1400m</b>	<b>1200m</b>	<b>1000m</b>	<b>800m</b>	<b>600m</b>	<b>400m</b>	<b>200m</b>	<b>WP</b>	<b>Average</b>	
		Position in running (margin)	-	5(3.2)	5(3.1)	5(7.1)	5(9.2)	6(8.4)	5(6.5)	5(5.8)	5(5.2)	5(4.5)	4(2.7)	1(0.0)		0.00
		Sectional time (s)	15.37	12.71	12.85	13.91	13.58	13.29	13.37	12.90	12.89	11.56	12.00	12.62		
		Cumulative time (s)	157.05	141.68	128.97	116.12	102.21	88.63	75.35	61.98	49.08	36.19	24.62	12.62	2:37.05	
		Speed (m/s)	13.01	15.74	15.56	14.38	14.73	15.05	14.96	15.50	15.52	17.30	16.67	15.85	15.28	
		Stride length (m)	5.58	6.67	6.63	6.23	6.54	6.65	6.56	6.67	6.60	7.03	6.68	6.56	6.51	
		Stride duration (s)	0.428	0.424	0.426	0.433	0.444	0.442	0.438	0.430	0.426	0.406	0.401	0.414	0.426	
		Stride efficiency (%)	48.57	69.51	68.79	60.69	66.88	69.13	67.15	69.48	68.15	77.22	69.70	67.26	66.32	
		Stride count	35.87	29.99	30.14	32.09	30.57	30.07	30.51	29.99	30.29	28.45	29.95	30.49	368.41	

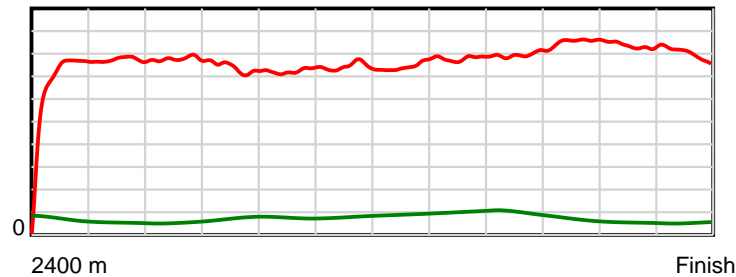
10 m Stride length



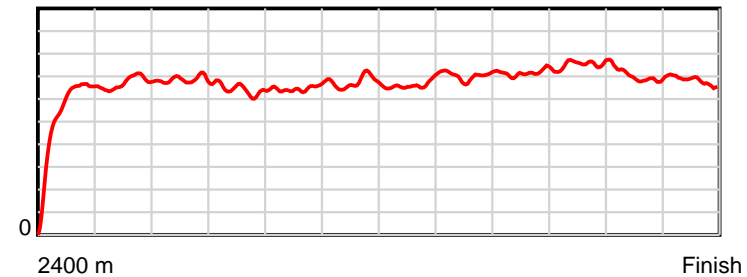
0.6 s Stride duration



20 m/sec Speed



100 % Stride efficiency



Note: Horizontal distance axis grid lines are 200m furlongs.

**Disclaimer.**

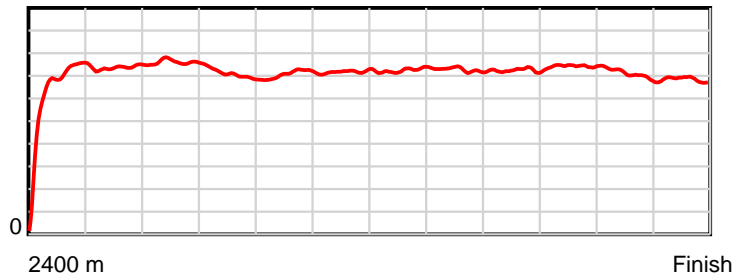
Tasracing Pty Ltd and Thoroughbred Ratings Pty Ltd accepts no responsibility for the completeness or accuracy of any of the information contained herein, and makes no representations about its suitability for any particular purpose. Users should make their own judgements about those matters and/or seek independent advice. You assume all risks associated with use of the data provided on this page.

# Race Results

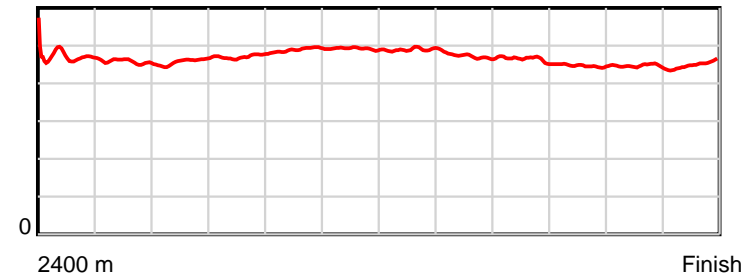
May 25, 2014, Race 4, ST LEGER, Distance 2400m, Mowbray - Offset 0m

Result	TAB no.	Horse (Barrier)	2400 to	2200m to	2000m to	1800m to	1600m to	1400m to	1200m to	1000m to	800m to	600m to	400m to	200m to	Total or	Margin
2nd	5	Another Lad AI (3)	2200m	2000m	1800m	1600m	1400m	1200m	1000m	800m	600m	400m	200m	WP	Average	
		Position in running (margin)	-	4(3.2)	3(1.1)	1(0.0)	1(0.0)	1(0.0)	1(0.0)	1(0.0)	1(0.0)	1(0.0)	1(0.0)	2(0.1)		1.80
		Sectional time (s)	15.13	12.38	11.99	13.57	13.70	13.61	13.48	13.00	13.00	11.87	12.47	13.20		
		Cumulative time (s)	157.40	142.27	129.89	117.89	104.33	90.63	77.02	63.54	50.54	37.54	25.67	13.20	2:37.40	
		Speed (m/s)	13.22	16.16	16.68	14.74	14.60	14.70	14.84	15.38	15.38	16.85	16.04	15.15	15.25	
		Stride length (m)	6.13	7.38	7.63	6.94	7.14	7.23	7.26	7.27	7.15	7.52	7.16	6.82	7.11	
		Stride duration (s)	0.465	0.457	0.457	0.471	0.489	0.492	0.489	0.472	0.465	0.446	0.446	0.450	0.467	
		Stride efficiency (%)	58.71	85.22	90.88	75.37	79.69	81.71	82.40	82.48	79.79	88.37	80.14	72.70	79.10	
		Stride count	32.63	27.08	26.23	28.80	28.01	27.66	27.54	27.53	27.99	26.60	27.93	29.32	337.32	

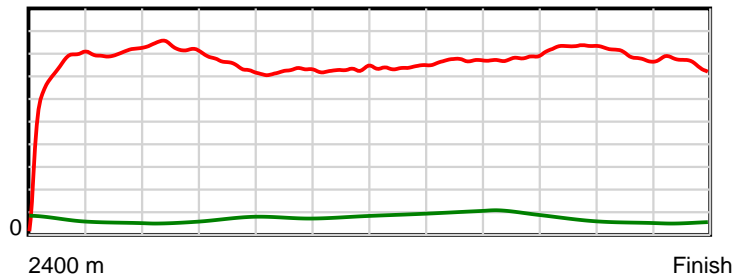
10 m Stride length



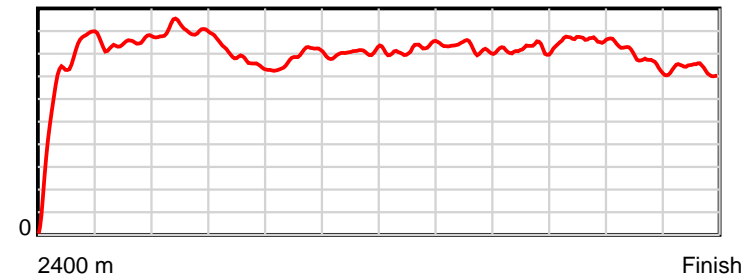
0.6 s Stride duration



20 m/sec Speed



100 % Stride efficiency



Note: Horizontal distance axis grid lines are 200m furlongs.

**Disclaimer.**

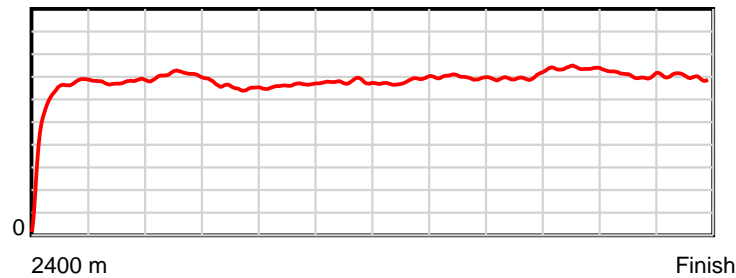
Tasracing Pty Ltd and Thoroughbred Ratings Pty Ltd accepts no responsibility for the completeness or accuracy of any of the information contained herein, and makes no representations about its suitability for any particular purpose. Users should make their own judgements about those matters and/or seek independent advice. You assume all risks associated with use of the data provided on this page.

# Race Results

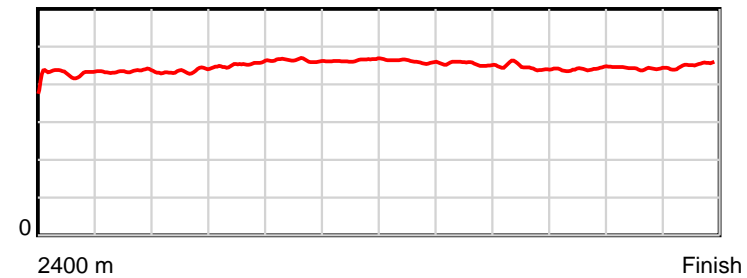
May 25, 2014, Race 4, ST LEGER, Distance 2400m, Mowbray - Offset 0m

Result	TAB no.	Horse (Barrier)	2400 to	2200m to	2000m to	1800m to	1600m to	1400m to	1200m to	1000m to	800m to	600m to	400m to	200m to	Total or	Margin
3rd	2	Royal Miswaki (6)	2200m	2000m	1800m	1600m	1400m	1200m	1000m	800m	600m	400m	200m	WP	Average	
		Position in running (margin)	-	2(0.8)	2(0.5)	3(1.6)	3(5.3)	3(5.2)	3(3.9)	3(3.4)	3(3.1)	3(2.8)	3(1.9)	4(1.6)		3.10
		Sectional time (s)	14.99	12.68	12.36	14.18	13.69	13.39	13.39	12.95	12.95	11.71	12.41	12.95		
		Cumulative time (s)	157.66	142.67	129.99	117.63	103.45	89.76	76.37	62.98	50.03	37.08	25.36	12.95	2:37.65	
		Speed (m/s)	13.34	15.77	16.18	14.10	14.61	14.94	14.94	15.44	15.44	17.08	16.12	15.44	15.22	
		Stride length (m)	5.67	6.86	7.03	6.38	6.77	6.93	6.89	7.02	6.87	7.52	7.13	6.97	6.81	
		Stride duration (s)	0.424	0.435	0.434	0.453	0.464	0.464	0.461	0.455	0.445	0.440	0.443	0.451	0.447	
		Stride efficiency (%)	50.22	73.56	77.18	63.69	71.70	74.94	74.20	77.04	73.83	88.32	79.55	75.91	72.41	
		Stride count	35.28	29.15	28.46	31.33	29.53	28.88	29.02	28.48	29.10	26.60	28.03	28.70	352.56	

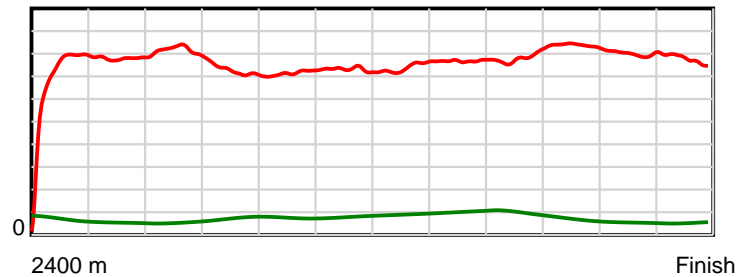
10 m Stride length



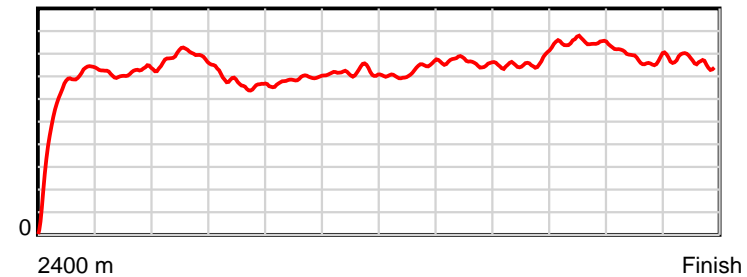
0.6 s Stride duration



20 m/sec Speed



100 % Stride efficiency



Note: Horizontal distance axis grid lines are 200m furlongs.

**Disclaimer.**

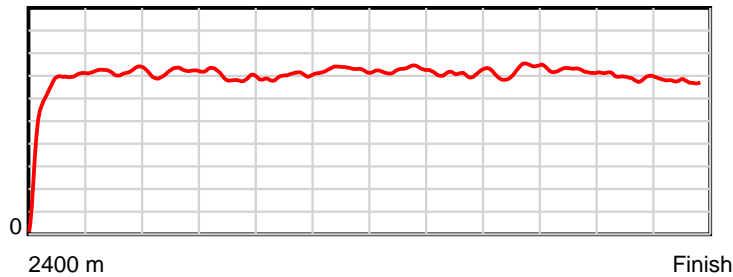
Tasracing Pty Ltd and Thoroughbred Ratings Pty Ltd accepts no responsibility for the completeness or accuracy of any of the information contained herein, and makes no representations about its suitability for any particular purpose. Users should make their own judgements about those matters and/or seek independent advice. You assume all risks associated with use of the data provided on this page.

# Race Results

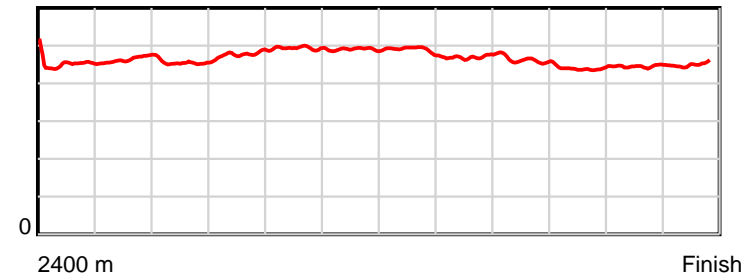
May 25, 2014, Race 4, ST LEGER, Distance 2400m, Mowbray - Offset 0m

Result	TAB no.	Horse (Barrier)	2400 to	2200m to	2000m to	1800m to	1600m to	1400m to	1200m to	1000m to	800m to	600m to	400m to	200m to	Total or	Margin
4th	4	Ollie's Gold (2)	2200m	2000m	1800m	1600m	1400m	1200m	1000m	800m	600m	400m	200m	WP	Average	
		Position in running (margin)	-	1(0.0)	1(0.0)	2(1.3)	2(3.6)	2(4.2)	2(2.5)	2(2.0)	2(2.9)	2(1.7)	2(1.2)	3(1.6)		3.90
		Sectional time (s)	14.82	12.73	12.40	13.95	13.80	13.33	13.39	13.16	12.80	11.78	12.52	13.15		
		Cumulative time (s)	157.82	143.00	130.27	117.88	103.93	90.13	76.80	63.41	50.25	37.45	25.67	13.15	2:37.81	
		Speed (m/s)	13.50	15.71	16.13	14.34	14.49	15.00	14.94	15.20	15.62	16.98	15.97	15.21	15.21	
		Stride length (m)	6.12	7.28	7.35	6.82	7.14	7.35	7.33	7.14	7.24	7.47	7.10	6.86	7.08	
		Stride duration (s)	0.453	0.463	0.455	0.476	0.493	0.490	0.490	0.470	0.463	0.440	0.444	0.451	0.466	
		Stride efficiency (%)	58.60	82.75	84.32	72.74	79.72	84.52	83.91	79.63	81.88	87.10	78.67	73.52	78.34	
		Stride count	32.66	27.48	27.23	29.31	28.00	27.20	27.29	28.02	27.63	26.79	28.19	29.16	338.96	

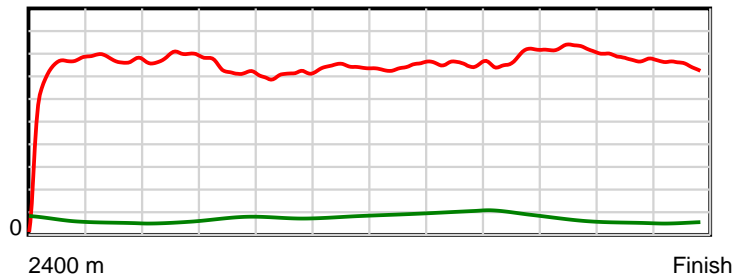
10 m Stride length



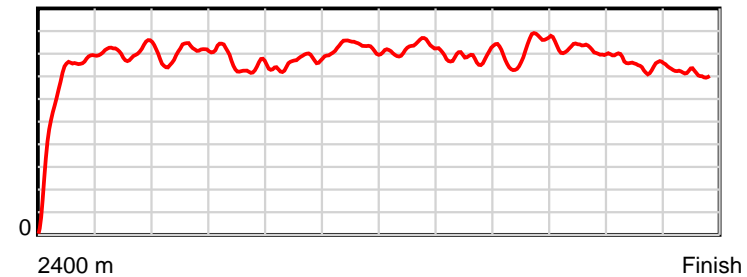
0.6 s Stride duration



20 m/sec Speed



100 % Stride efficiency



Note: Horizontal distance axis grid lines are 200m furlongs.

**Disclaimer.**

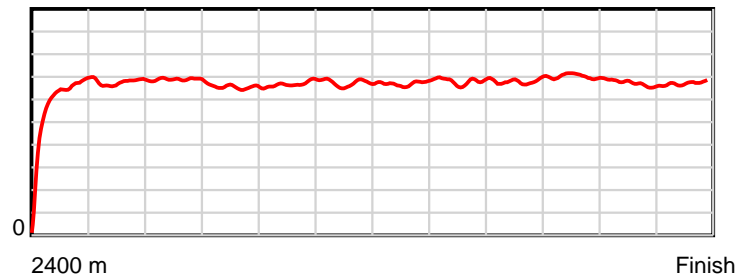
Tasracing Pty Ltd and Thoroughbred Ratings Pty Ltd accepts no responsibility for the completeness or accuracy of any of the information contained herein, and makes no representations about its suitability for any particular purpose. Users should make their own judgements about those matters and/or seek independent advice. You assume all risks associated with use of the data provided on this page.

# Race Results

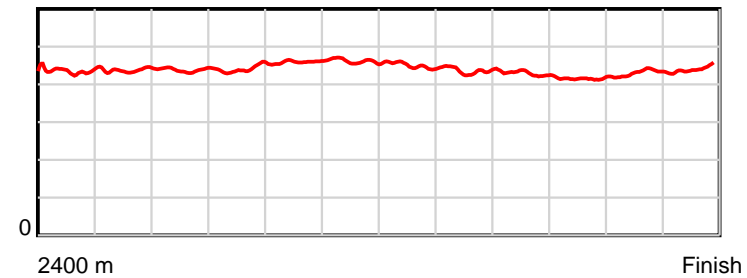
May 25, 2014, Race 4, ST LEGER, Distance 2400m, Mowbray - Offset 0m

Result	TAB no.	Horse (Barrier)	2400 to	2200m to	2000m to	1800m to	1600m to	1400m to	1200m to	1000m to	800m to	600m to	400m to	200m to	Total or	Margin
5th	6	<b>Tsar of Russia (4)</b>	<b>2200m</b>	<b>2000m</b>	<b>1800m</b>	<b>1600m</b>	<b>1400m</b>	<b>1200m</b>	<b>1000m</b>	<b>800m</b>	<b>600m</b>	<b>400m</b>	<b>200m</b>	<b>WP</b>	<b>Average</b>	
		Position in running (margin)	-	6(4.5)	6(4.9)	6(7.2)	6(9.2)	5(7.6)	6(7.4)	6(6.5)	6(6.5)	6(4.8)	6(4.0)	6(6.1)		7.40
		Sectional time (s)	15.68	12.78	12.57	13.90	13.43	13.57	13.33	13.01	12.72	11.73	12.81	13.00		
		Cumulative time (s)	158.52	142.84	130.06	117.50	103.60	90.17	76.59	63.26	50.26	37.54	25.81	13.00	2:38.52	
		Speed (m/s)	12.76	15.65	15.91	14.39	14.89	14.74	15.00	15.37	15.72	17.05	15.61	15.38	15.14	
		Stride length (m)	5.58	6.86	6.98	6.35	6.83	6.81	6.77	6.72	6.76	7.08	6.71	6.79	6.66	
		Stride duration (s)	0.432	0.438	0.439	0.441	0.458	0.462	0.451	0.437	0.430	0.415	0.430	0.441	0.440	
		Stride efficiency (%)	48.69	73.44	76.11	62.92	72.82	72.37	71.58	70.49	71.34	78.39	70.35	72.08	69.34	
		Stride count	35.83	29.17	28.66	31.52	29.30	29.39	29.55	29.78	29.60	28.24	29.81	29.45	360.30	

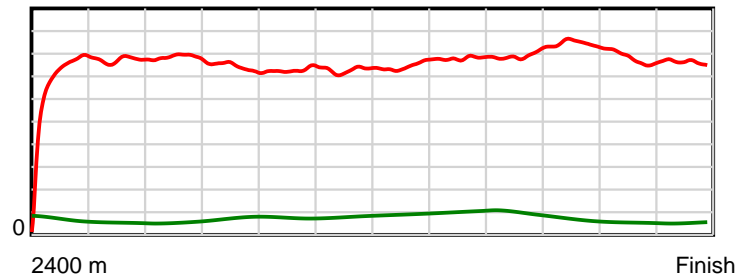
10 m Stride length



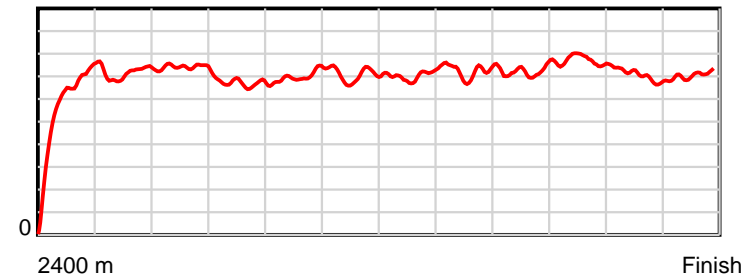
0.6 s Stride duration



20 m/sec Speed



100 % Stride efficiency



Note: Horizontal distance axis grid lines are 200m furlongs.

### Disclaimer.

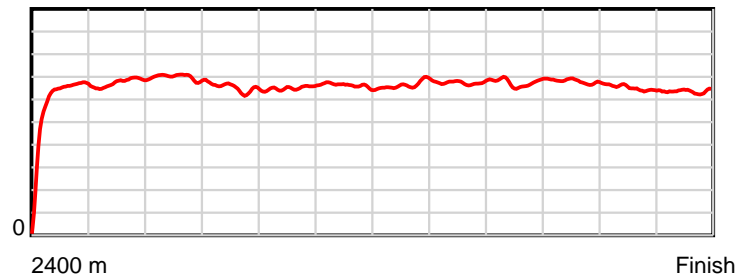
Tasracing Pty Ltd and Thoroughbred Ratings Pty Ltd accepts no responsibility for the completeness or accuracy of any of the information contained herein, and makes no representations about its suitability for any particular purpose. Users should make their own judgements about those matters and/or seek independent advice. You assume all risks associated with use of the data provided on this page.

# Race Results

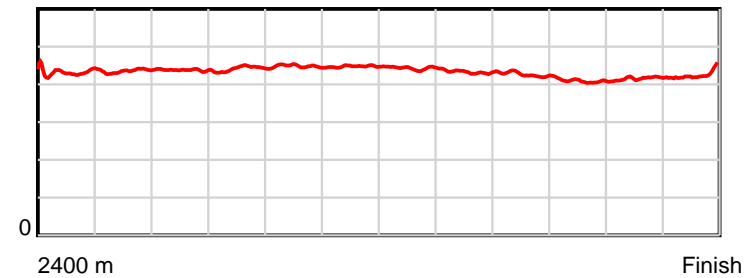
May 25, 2014, Race 4, ST LEGER, Distance 2400m, Mowbray - Offset 0m

Result	TAB no.	Horse (Barrier)	2400 to	2200m to	2000m to	1800m to	1600m to	1400m to	1200m to	1000m to	800m to	600m to	400m to	200m to	Total or	Margin
6th	3	Am I There Yet (5)	2200m	2000m	1800m	1600m	1400m	1200m	1000m	800m	600m	400m	200m	WP	Average	
		Position in running (margin)	-	3(2.2)	4(2.3)	4(4.2)	4(8.0)	4(7.3)	4(6.0)	4(4.4)	4(4.1)	4(3.2)	5(3.1)	5(5.2)		9.90
		Sectional time (s)	15.39	12.74	12.49	14.21	13.57	13.39	13.22	12.94	12.86	11.86	12.79	13.55		
		Cumulative time (s)	159.02	143.63	130.89	118.40	104.19	90.62	77.22	64.00	51.06	38.21	26.34	13.55	2:39.02	
		Speed (m/s)	13.00	15.70	16.01	14.07	14.74	14.94	15.13	15.46	15.55	16.86	15.64	14.76	15.09	
		Stride length (m)	5.68	6.83	7.02	6.21	6.60	6.68	6.70	6.69	6.64	6.88	6.50	6.31	6.54	
		Stride duration (s)	0.429	0.435	0.438	0.441	0.448	0.448	0.443	0.433	0.427	0.408	0.415	0.427	0.433	
		Stride efficiency (%)	50.37	72.90	76.90	60.27	68.08	69.79	70.16	70.03	68.82	74.01	65.93	62.13	66.87	
		Stride count	35.23	29.28	28.51	32.20	30.30	29.93	29.85	29.88	30.14	29.06	30.79	31.72	366.89	

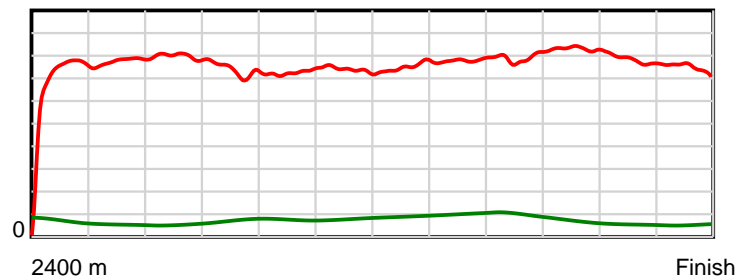
10 m Stride length



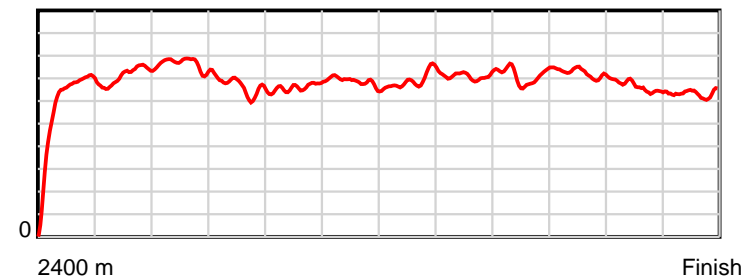
0.6 s Stride duration



20 m/sec Speed



100 % Stride efficiency



Note: Horizontal distance axis grid lines are 200m furlongs.

## Disclaimer.

Tasracing Pty Ltd and Thoroughbred Ratings Pty Ltd accepts no responsibility for the completeness or accuracy of any of the information contained herein, and makes no representations about its suitability for any particular purpose. Users should make their own judgements about those matters and/or seek independent advice. You assume all risks associated with use of the data provided on this page.