



Race Results

Tasmanian Turf Club, Launceston, May 25, 2014

Compilation date: May 26, 2014, 11:02:31 AM (EST)

Copyright © 2014 Tasracing Pty Ltd. All rights reserved.

Trademarks.

StrideMASTER is a registered trademark of Thoroughbred Ratings Pty Ltd.

Disclaimer.

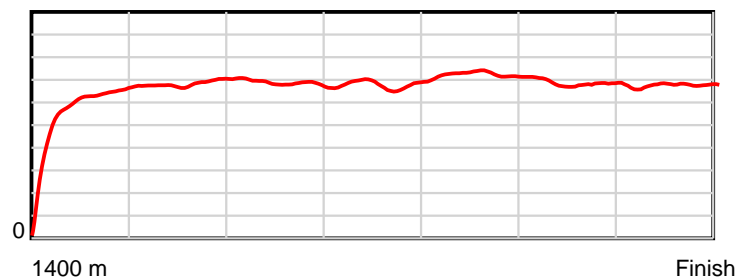
Tasracing Pty Ltd and Thoroughbred Ratings Pty Ltd accepts no responsibility for the completeness or accuracy of any of the information contained herein, and makes no representations about its suitability for any particular purpose. Users should make their own judgements about those matters and/or seek independent advice. You assume all risks associated with use of the data provided on this page.

Race Results

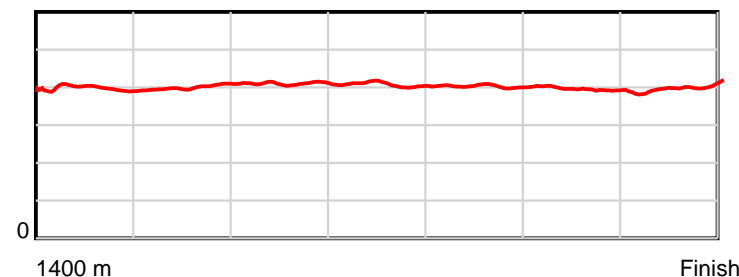
May 25, 2014, Race 6, F&M -WFA, Distance 1400m, Mowbray - Offset 0m

Result	TAB no.	Horse (Barrier)	1400 to	1200m to	1000m to	800m to	600m to	400m to	200m to	Total or	Margin
1st	1	Isibaeva (4)	1200m	1000m	800m	600m	400m	200m	WP	Average	
		Position in running (margin)	-	5(4.3)	5(4.8)	5(5.7)	5(4.1)	4(0.7)	1(0.0)		0.00
		Sectional time (s)	14.66	11.60	12.34	12.28	11.24	12.06	12.09		
		Cumulative time (s)	86.27	71.61	60.02	47.67	35.39	24.15	12.09	1:26.26	
		Speed (m/s)	13.64	17.24	16.21	16.29	17.79	16.58	16.54	16.23	
		Stride length (m)	5.37	6.89	6.65	6.62	7.17	6.54	6.61	6.50	
		Stride duration (s)	0.393	0.400	0.410	0.406	0.403	0.394	0.400	0.401	
		Stride efficiency (%)	45.05	74.22	69.12	68.39	80.24	66.83	68.30	66.07	
		Stride count	37.25	29.02	30.07	30.23	27.91	30.58	30.25	215.31	

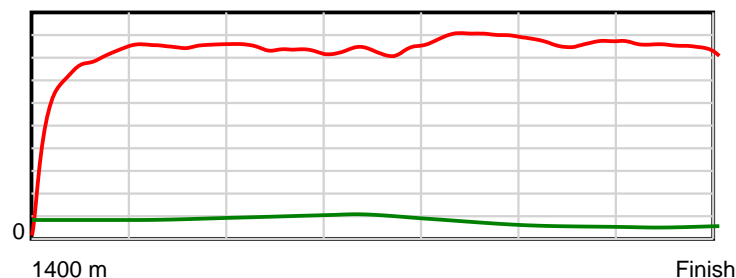
10 m Stride length



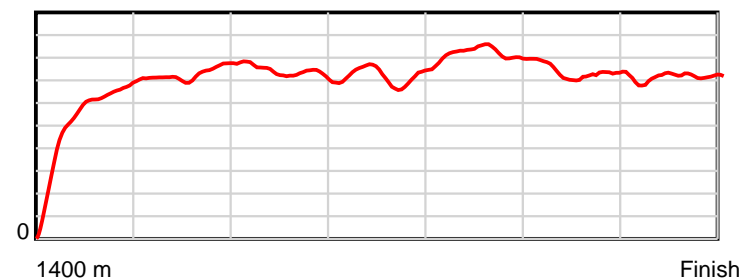
0.6 s Stride duration



20 m/sec Speed



100 % Stride efficiency



Note: Horizontal distance axis grid lines are 200m furlongs.

Disclaimer.

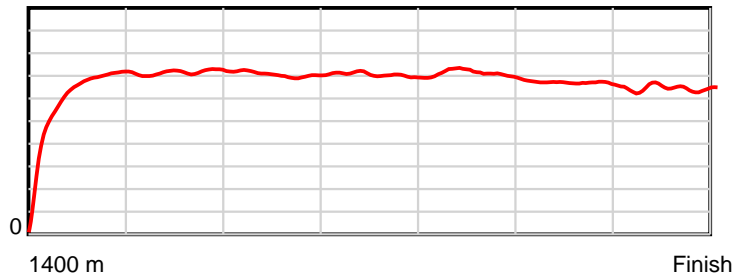
Tasracing Pty Ltd and Thoroughbred Ratings Pty Ltd accepts no responsibility for the completeness or accuracy of any of the information contained herein, and makes no representations about its suitability for any particular purpose. Users should make their own judgements about those matters and/or seek independent advice. You assume all risks associated with use of the data provided on this page.

Race Results

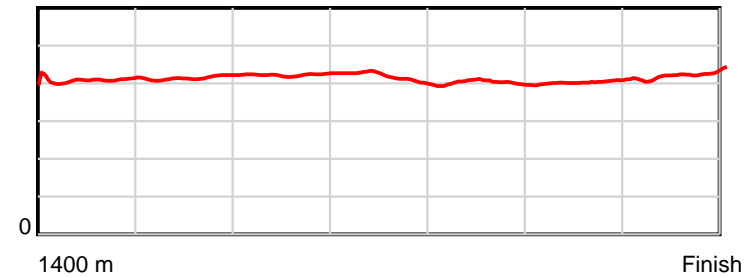
May 25, 2014, Race 6, F&M -WFA, Distance 1400m, Mowbray - Offset 0m

Result	TAB no.	Horse (Barrier)	1400 to	1200m to	1000m to	800m to	600m to	400m to	200m to	Total or	Margin
2nd	2	Clan McLeod (3)	1200m	1000m	800m	600m	400m	200m	WP	Average	
		Position in running (margin)	-	4(2.0)	4(2.2)	4(2.1)	4(1.8)	2(0.0)	2(1.3)		7.50
		Sectional time (s)	14.29	11.54	12.18	12.51	11.51	12.39	13.27		
		Cumulative time (s)	87.68	73.39	61.85	49.67	37.17	25.66	13.27	1:27.68	
		Speed (m/s)	14.00	17.33	16.42	15.99	17.38	16.14	15.07	15.97	
		Stride length (m)	5.78	7.18	6.94	6.64	6.98	6.53	6.39	6.60	
		Stride duration (s)	0.410	0.414	0.422	0.415	0.402	0.404	0.424	0.414	
		Stride efficiency (%)	52.15	80.54	75.17	69.00	76.09	66.59	63.71	68.12	
		Stride count	34.62	27.86	28.84	30.10	28.66	30.64	31.32	212.04	

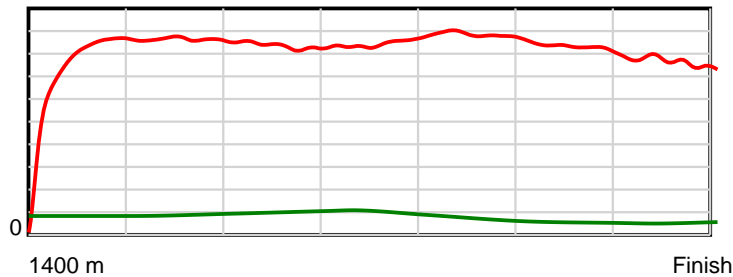
10 m Stride length



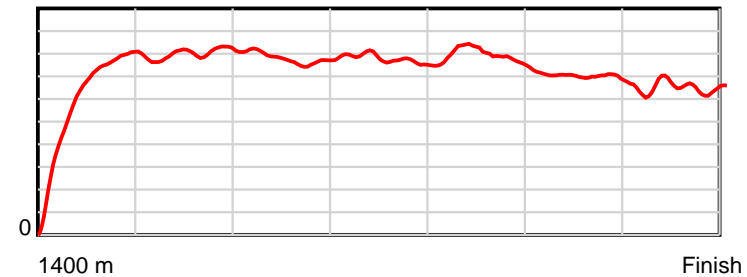
0.6 s Stride duration



20 m/sec Speed



100 % Stride efficiency



Note: Horizontal distance axis grid lines are 200m furlongs.

Disclaimer.

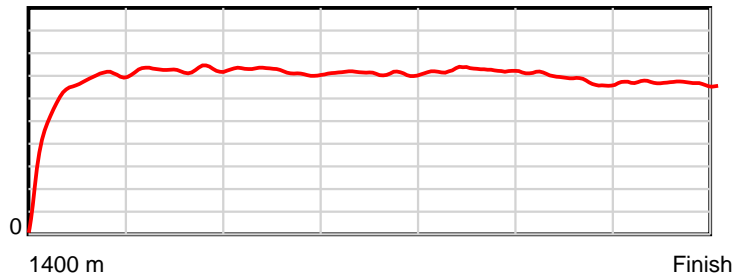
Tasracing Pty Ltd and Thoroughbred Ratings Pty Ltd accepts no responsibility for the completeness or accuracy of any of the information contained herein, and makes no representations about its suitability for any particular purpose. Users should make their own judgements about those matters and/or seek independent advice. You assume all risks associated with use of the data provided on this page.

Race Results

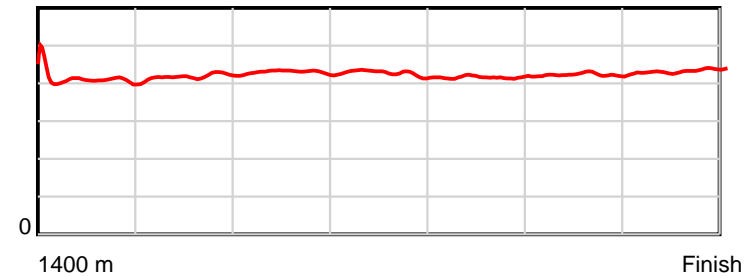
May 25, 2014, Race 6, F&M -WFA, Distance 1400m, Mowbray - Offset 0m

Result	TAB no.	Horse (Barrier)	1400 to	1200m to	1000m to	800m to	600m to	400m to	200m to	Total or	Margin
3rd	5	Another Concer... (7)	1200m	1000m	800m	600m	400m	200m	WP	Average	
		Position in running (margin)	-	2(0.8)	2(1.0)	3(1.0)	3(1.2)	3(0.5)	3(4.5)		9.80
		Sectional time (s)	14.15	11.54	12.21	12.58	11.69	12.84	13.11		
		Cumulative time (s)	88.12	73.97	62.42	50.22	37.64	25.95	13.11	1:28.12	
		Speed (m/s)	14.13	17.33	16.38	15.90	17.11	15.58	15.26	15.89	
		Stride length (m)	5.83	7.25	7.04	6.78	7.10	6.60	6.61	6.71	
		Stride duration (s)	0.416	0.419	0.430	0.426	0.415	0.424	0.434	0.423	
		Stride efficiency (%)	53.08	82.20	77.54	71.79	78.85	68.09	68.34	70.45	
		Stride count	34.32	27.58	28.39	29.51	28.16	30.30	30.24	208.50	

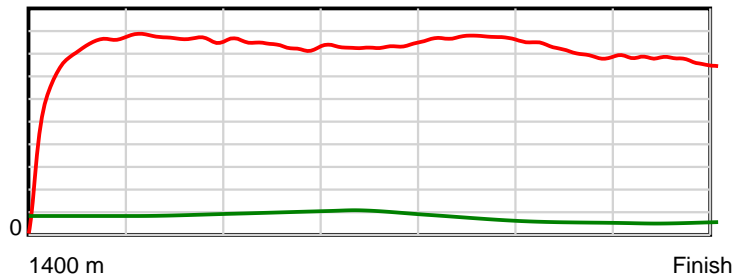
10 m Stride length



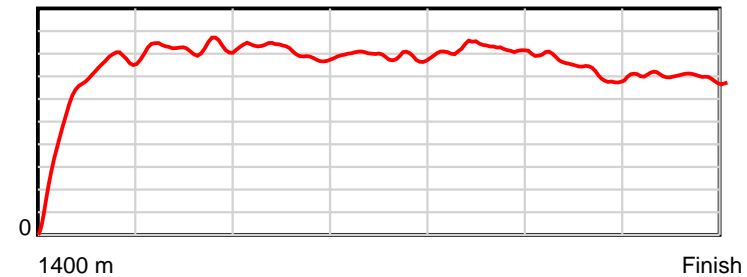
0.6 s Stride duration



20 m/sec Speed



100 % Stride efficiency



Note: Horizontal distance axis grid lines are 200m furlongs.

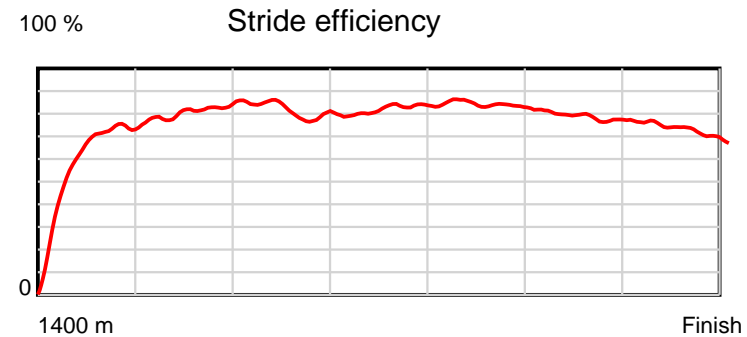
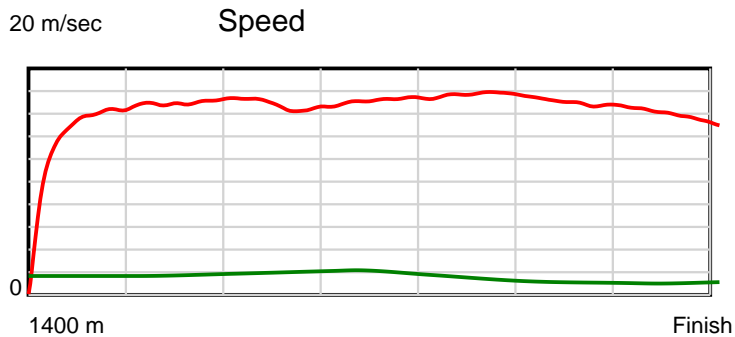
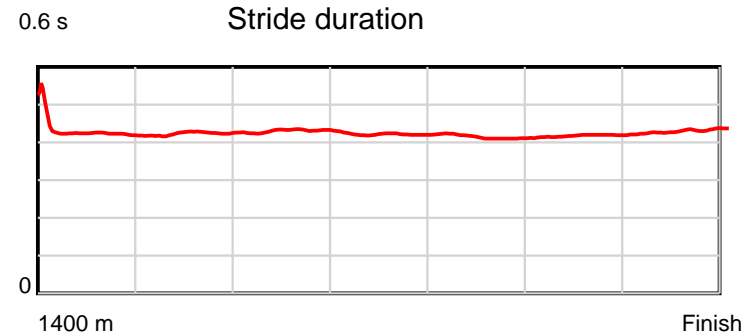
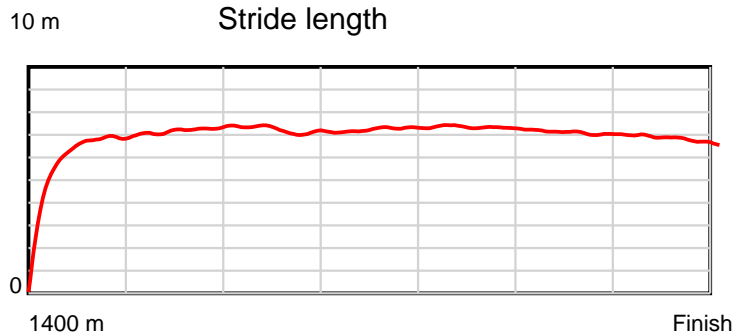
Disclaimer.

Tasracing Pty Ltd and Thoroughbred Ratings Pty Ltd accepts no responsibility for the completeness or accuracy of any of the information contained herein, and makes no representations about its suitability for any particular purpose. Users should make their own judgements about those matters and/or seek independent advice. You assume all risks associated with use of the data provided on this page.

Race Results

May 25, 2014, Race 6, F&M -WFA, Distance 1400m, Mowbray - Offset 0m

Result	TAB no.	Horse (Barrier)	1400 to	1200m to	1000m to	800m to	600m to	400m to	200m to	Total or	Margin
4th	3	Unoaked (5)	1200m	1000m	800m	600m	400m	200m	WP	Average	
		Position in running (margin)	-	7(6.0)	7(7.6)	7(8.1)	7(6.4)	7(5.0)	6(6.1)		10.00
		Sectional time (s)	15.02	11.77	12.29	12.27	11.59	12.34	12.88		
		Cumulative time (s)	88.16	73.14	61.36	49.08	36.81	25.22	12.88	1:28.15	
		Speed (m/s)	13.32	16.99	16.27	16.30	17.26	16.21	15.53	15.88	
		Stride length (m)	5.84	7.19	7.01	6.87	7.14	6.78	6.68	6.76	
		Stride duration (s)	0.433	0.423	0.430	0.421	0.414	0.418	0.430	0.426	
		Stride efficiency (%)	53.37	80.70	76.70	73.65	79.76	71.86	69.82	71.39	
		Stride count	34.22	27.83	28.55	29.13	27.99	29.49	29.92	207.13	



Note: Horizontal distance axis grid lines are 200m furlongs.

Disclaimer.

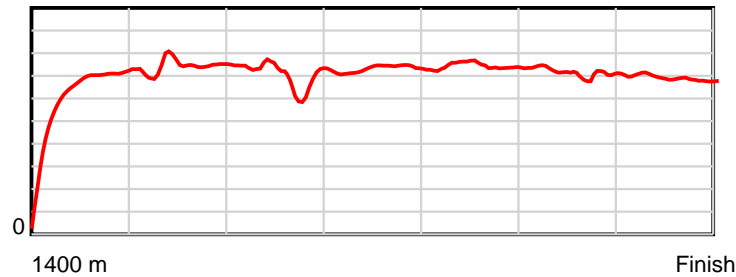
Tasracing Pty Ltd and Thoroughbred Ratings Pty Ltd accepts no responsibility for the completeness or accuracy of any of the information contained herein, and makes no representations about its suitability for any particular purpose. Users should make their own judgements about those matters and/or seek independent advice. You assume all risks associated with use of the data provided on this page.

Race Results

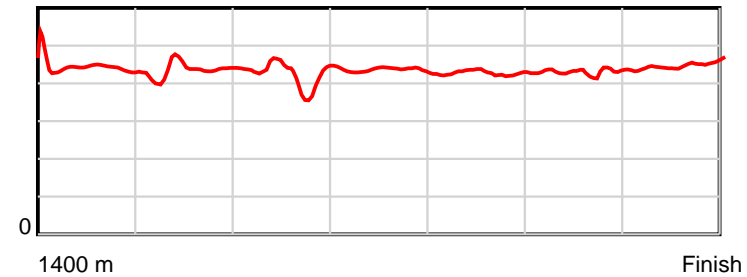
May 25, 2014, Race 6, F&M -WFA, Distance 1400m, Mowbray - Offset 0m

Result	TAB no.	Horse (Barrier)	1400 to	1200m to	1000m to	800m to	600m to	400m to	200m to	Total or	Margin
5th	6	Chi Gong (6)	1200m	1000m	800m	600m	400m	200m	WP	Average	
		Position in running (margin)	-	6(5.9)	6(7.1)	6(6.9)	6(5.3)	6(4.3)	7(6.6)		13.50
		Sectional time (s)	15.30	11.70	12.17	12.28	11.65	12.55	13.19		
		Cumulative time (s)	88.84	73.54	61.84	49.67	37.39	25.74	13.19	1:28.84	
		Speed (m/s)	13.07	17.09	16.43	16.29	17.17	15.94	15.16	15.76	
		Stride length (m)	5.91	7.33	6.69	7.07	7.26	6.70	6.85	6.80	
		Stride duration (s)	0.446	0.429	0.407	0.434	0.423	0.420	0.452	0.431	
		Stride efficiency (%)	54.58	84.03	69.95	78.11	82.34	70.08	73.30	72.24	
		Stride count	33.84	27.27	29.89	28.29	27.55	29.86	29.20	205.90	

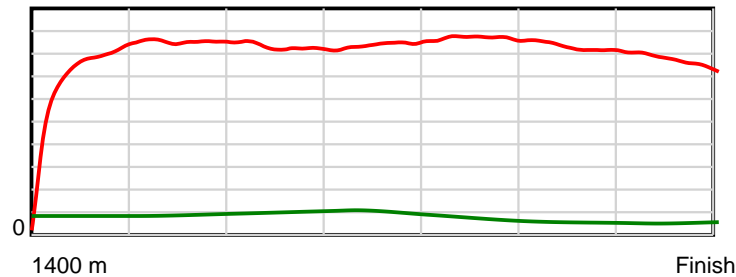
10 m Stride length



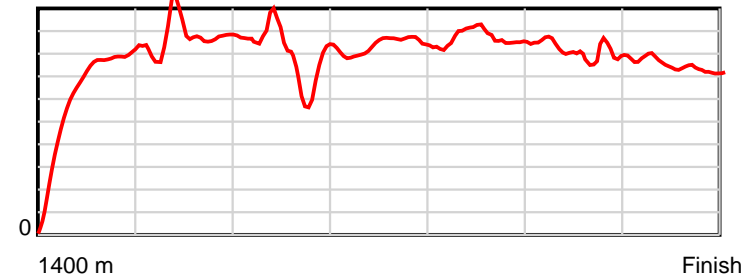
0.6 s Stride duration



20 m/sec Speed



100 % Stride efficiency



Note: Horizontal distance axis grid lines are 200m furlongs.

Disclaimer.

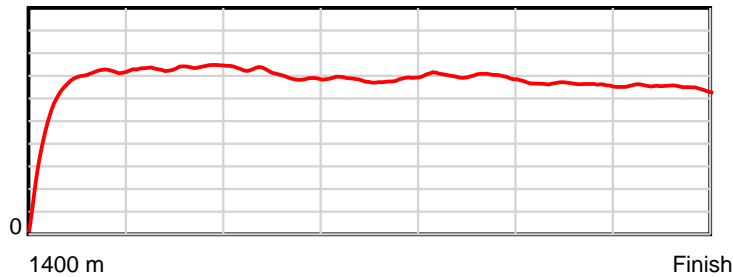
Tasracing Pty Ltd and Thoroughbred Ratings Pty Ltd accepts no responsibility for the completeness or accuracy of any of the information contained herein, and makes no representations about its suitability for any particular purpose. Users should make their own judgements about those matters and/or seek independent advice. You assume all risks associated with use of the data provided on this page.

Race Results

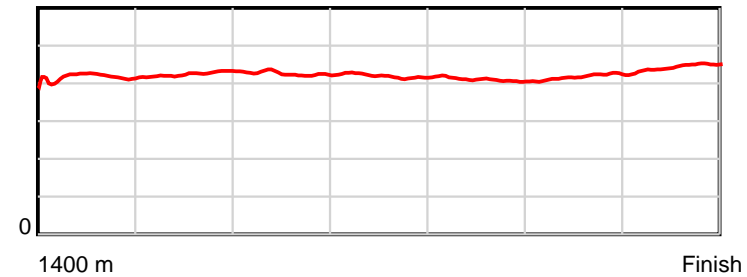
May 25, 2014, Race 6, F&M -WFA, Distance 1400m, Mowbray - Offset 0m

Result	TAB no.	Horse (Barrier)	1400 to	1200m to	1000m to	800m to	600m to	400m to	200m to	Total or	Margin
6th	4	Sh'bourne Spir... (2)	1200m	1000m	800m	600m	400m	200m	WP	Average	
		Position in running (margin)	-	1(0.0)	1(0.0)	1(0.0)	1(0.0)	1(0.0)	4(4.9)		13.80
		Sectional time (s)	13.96	11.51	12.20	12.55	11.81	12.98	13.89		
		Cumulative time (s)	88.90	74.94	63.44	51.24	38.68	26.87	13.89	1:28.90	
		Speed (m/s)	14.33	17.38	16.39	15.94	16.93	15.41	14.40	15.75	
		Stride length (m)	5.95	7.37	6.97	6.67	6.94	6.43	6.41	6.65	
		Stride duration (s)	0.414	0.424	0.425	0.419	0.410	0.418	0.445	0.422	
		Stride efficiency (%)	55.37	84.98	75.83	69.61	75.23	64.69	64.11	69.11	
		Stride count	33.60	27.12	28.71	29.97	28.82	31.08	31.22	210.52	

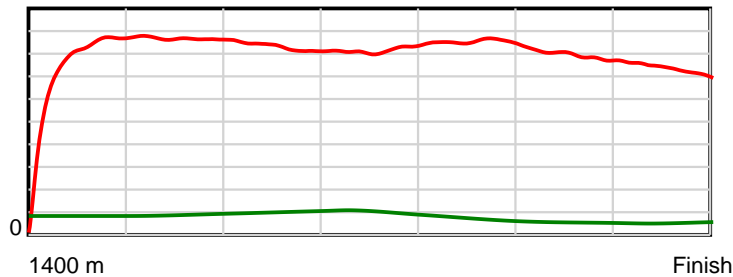
10 m Stride length



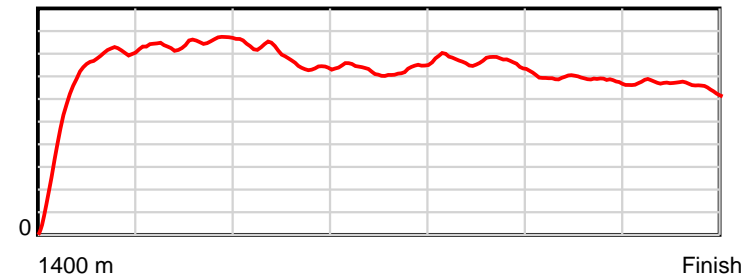
0.6 s Stride duration



20 m/sec Speed



100 % Stride efficiency



Note: Horizontal distance axis grid lines are 200m furlongs.

Disclaimer.

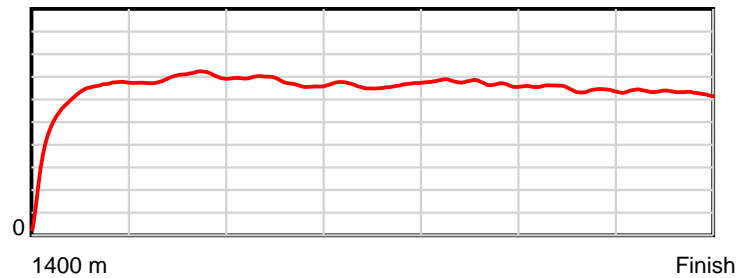
Tasracing Pty Ltd and Thoroughbred Ratings Pty Ltd accepts no responsibility for the completeness or accuracy of any of the information contained herein, and makes no representations about its suitability for any particular purpose. Users should make their own judgements about those matters and/or seek independent advice. You assume all risks associated with use of the data provided on this page.

Race Results

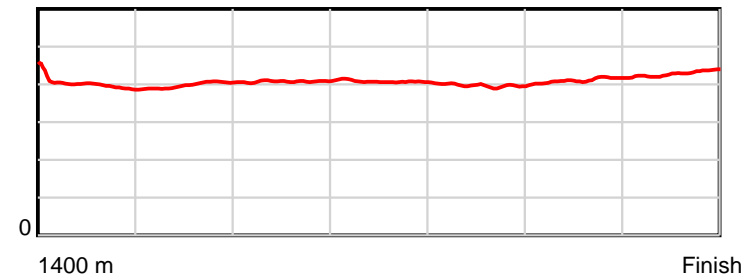
May 25, 2014, Race 6, F&M -WFA, Distance 1400m, Mowbray - Offset 0m

Result	TAB no.	Horse (Barrier)	1400 to	1200m to	1000m to	800m to	600m to	400m to	200m to	Total or	Margin
7th	7	Zarimby (1)	1200m	1000m	800m	600m	400m	200m	WP	Average	
		Position in running (margin)	-	3(2.0)	3(1.1)	2(0.2)	2(0.7)	5(1.7)	5(6.1)		15.10
		Sectional time (s)	14.35	11.35	12.07	12.63	11.97	12.90	13.88		
		Cumulative time (s)	89.15	74.80	63.45	51.38	38.75	26.78	13.88	1:29.15	
		Speed (m/s)	13.93	17.62	16.57	15.84	16.71	15.50	14.41	15.70	
		Stride length (m)	5.59	7.02	6.75	6.45	6.63	6.38	6.20	6.40	
		Stride duration (s)	0.405	0.398	0.407	0.407	0.397	0.411	0.430	0.408	
		Stride efficiency (%)	48.81	76.99	71.17	65.00	68.64	63.51	60.04	64.01	
		Stride count	35.79	28.49	29.63	31.01	30.18	31.37	32.27	218.74	

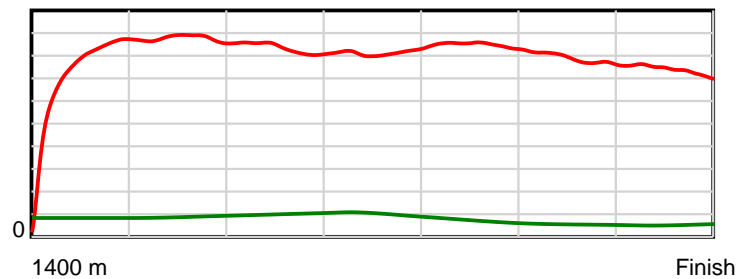
10 m Stride length



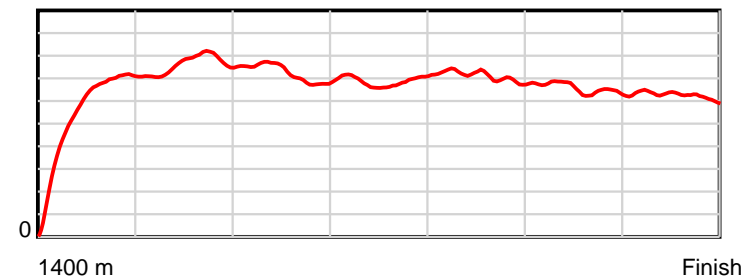
0.6 s Stride duration



20 m/sec Speed



100 % Stride efficiency



Note: Horizontal distance axis grid lines are 200m furlongs.

Disclaimer.

Tasracing Pty Ltd and Thoroughbred Ratings Pty Ltd accepts no responsibility for the completeness or accuracy of any of the information contained herein, and makes no representations about its suitability for any particular purpose. Users should make their own judgements about those matters and/or seek independent advice. You assume all risks associated with use of the data provided on this page.