



## Race Results

Tasmanian Turf Club, Launceston, May 25, 2014

Compilation date: May 26, 2014, 11:05:02 AM (EST)

Copyright © 2014 Tasracing Pty Ltd. All rights reserved.

### Trademarks.

StrideMASTER is a registered trademark of Thoroughbred Ratings Pty Ltd.

### Disclaimer.

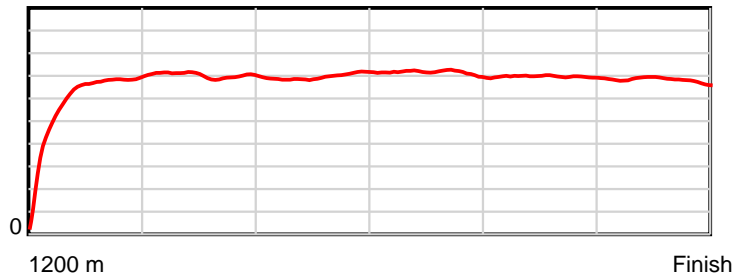
Tasracing Pty Ltd and Thoroughbred Ratings Pty Ltd accepts no responsibility for the completeness or accuracy of any of the information contained herein, and makes no representations about its suitability for any particular purpose. Users should make their own judgements about those matters and/or seek independent advice. You assume all risks associated with use of the data provided on this page.

# Race Results

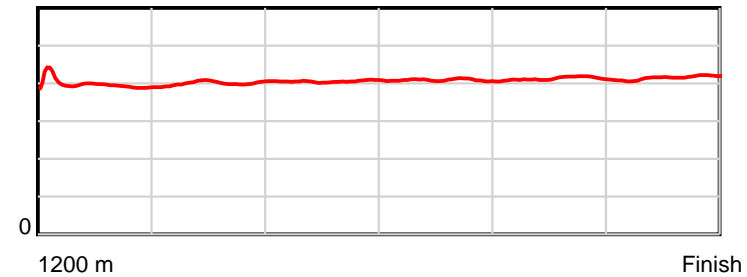
May 25, 2014, Race 8, BM68, Distance 1200m, Mowbray - Offset 0m

Result	TAB no.	Horse (Barrier)	1200 to	1000m to	800m to	600m to	400m to	200m to	Total or	Margin
1st	11	<b>Pinks a Legend (10)</b>	<b>1000m</b>	<b>800m</b>	<b>600m</b>	<b>400m</b>	<b>200m</b>	<b>WP</b>	<b>Average</b>	
		Position in running (margin)	-	6(2.3)	8(3.6)	4(2.8)	4(1.9)	2(0.9)		0.00
		Sectional time (s)	14.29	11.90	11.71	11.48	11.98	12.24		
		Cumulative time (s)	73.60	59.31	47.41	35.70	24.21	12.24	1:13.59	
		Speed (m/s)	14.00	16.81	17.08	17.42	16.69	16.34	16.30	
		Stride length (m)	5.79	6.74	6.92	7.09	6.89	6.80	6.67	
		Stride duration (s)	0.396	0.401	0.405	0.407	0.412	0.416	0.409	
		Stride efficiency (%)	52.41	71.05	74.81	78.55	74.14	72.17	69.61	
		Stride count	34.54	29.66	28.91	28.21	29.04	29.43	179.79	

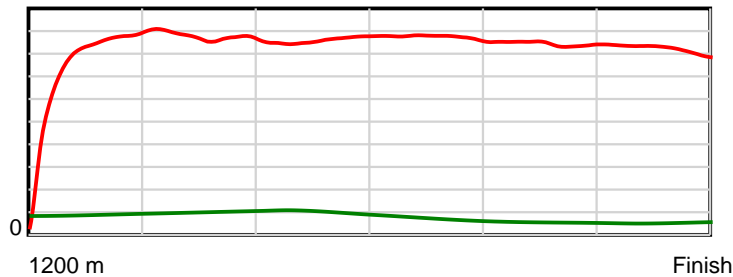
10 m Stride length



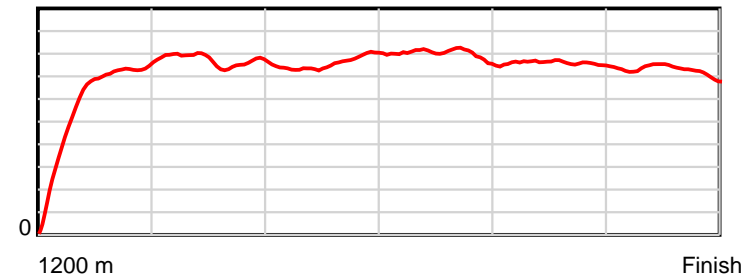
0.6 s Stride duration



20 m/sec Speed



100 % Stride efficiency



Note: Horizontal distance axis grid lines are 200m furlongs.

### Disclaimer.

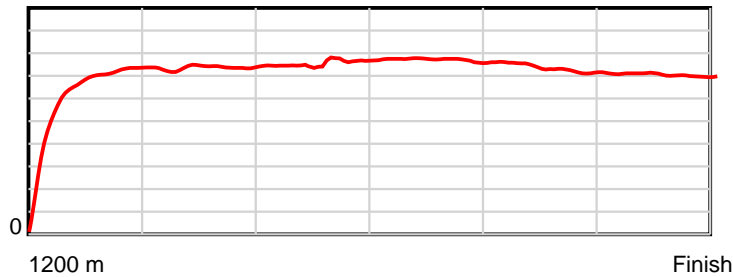
Tasracing Pty Ltd and Thoroughbred Ratings Pty Ltd accepts no responsibility for the completeness or accuracy of any of the information contained herein, and makes no representations about its suitability for any particular purpose. Users should make their own judgements about those matters and/or seek independent advice. You assume all risks associated with use of the data provided on this page.

# Race Results

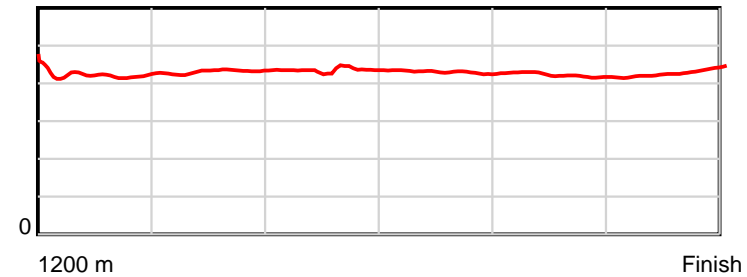
May 25, 2014, Race 8, BM68, Distance 1200m, Mowbray - Offset 0m

Result	TAB no.	Horse (Barrier)	1200 to	1000m to	800m to	600m to	400m to	200m to	Total or	Margin
2nd	8	<b>From the Bronx (9)</b>	<b>1000m</b>	<b>800m</b>	<b>600m</b>	<b>400m</b>	<b>200m</b>	<b>WP</b>	<b>Average</b>	
		Position in running (margin)	-	8(2.4)	11(4.4)	9(5.2)	9(3.6)	4(3.7)		2.50
		Sectional time (s)	14.12	12.00	11.98	11.38	12.16	12.42		
		Cumulative time (s)	74.06	59.94	47.94	35.96	24.58	12.42	1:14.06	
		Speed (m/s)	14.16	16.67	16.69	17.57	16.45	16.10	16.20	
		Stride length (m)	5.95	7.19	7.08	7.55	6.92	6.94	6.90	
		Stride duration (s)	0.423	0.431	0.424	0.429	0.421	0.431	0.426	
		Stride efficiency (%)	55.31	80.73	78.39	89.02	74.91	75.35	74.43	
		Stride count	33.62	27.83	28.24	26.50	28.89	28.80	173.88	

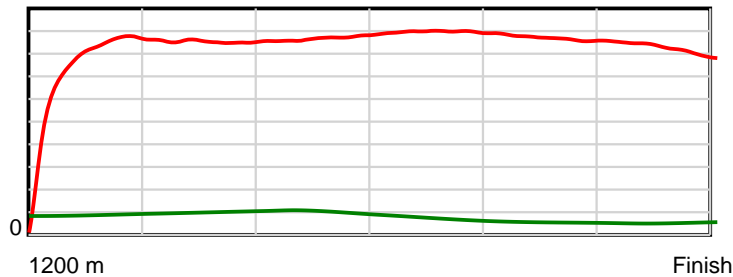
10 m Stride length



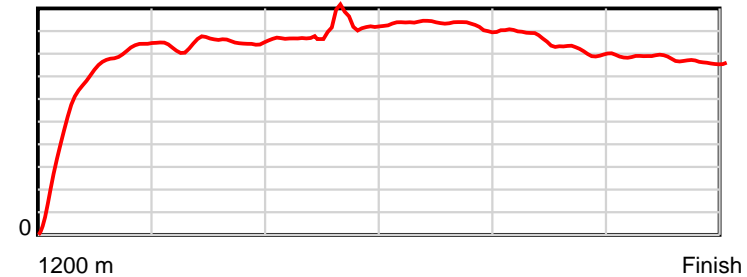
0.6 s Stride duration



20 m/sec Speed



100 % Stride efficiency



Note: Horizontal distance axis grid lines are 200m furlongs.

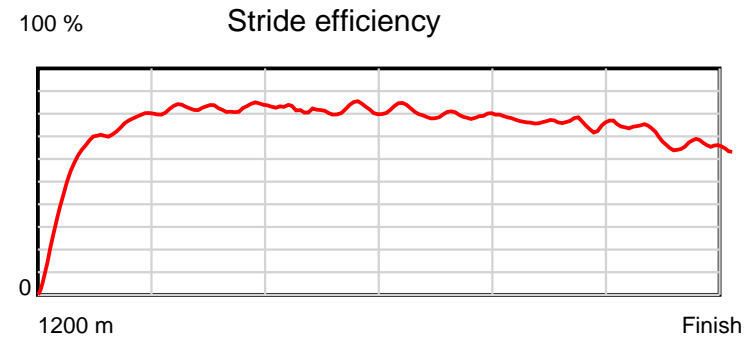
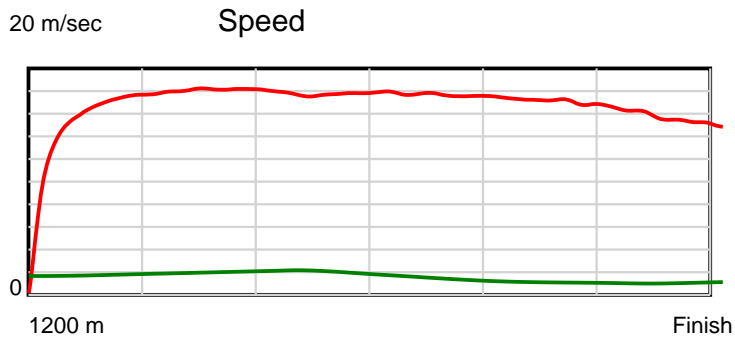
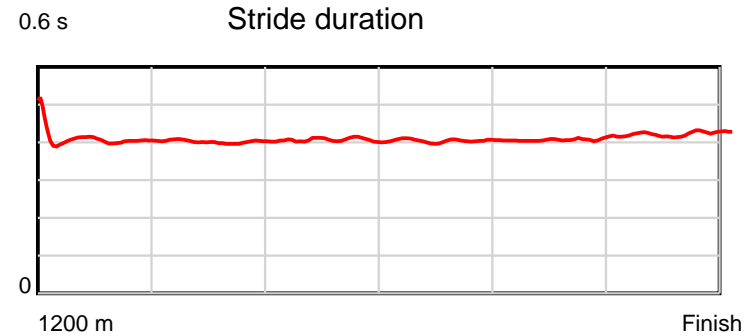
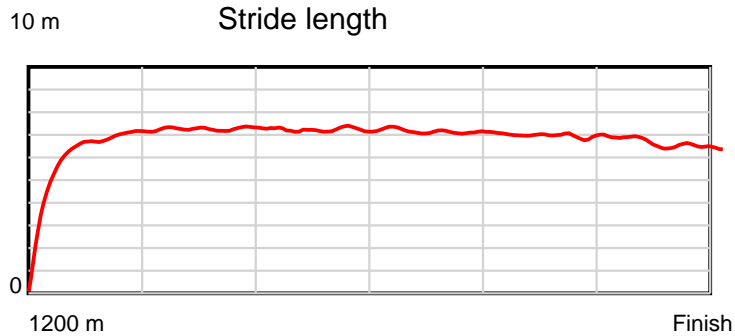
## Disclaimer.

Tasracing Pty Ltd and Thoroughbred Ratings Pty Ltd accepts no responsibility for the completeness or accuracy of any of the information contained herein, and makes no representations about its suitability for any particular purpose. Users should make their own judgements about those matters and/or seek independent advice. You assume all risks associated with use of the data provided on this page.

# Race Results

May 25, 2014, Race 8, BM68, Distance 1200m, Mowbray - Offset 0m

Result	TAB no.	Horse (Barrier)	1200 to	1000m to	800m to	600m to	400m to	200m to	Total or	Margin
3rd	6	<b>Gee Gees Style (12)</b>	<b>1000m</b>	<b>800m</b>	<b>600m</b>	<b>400m</b>	<b>200m</b>	<b>WP</b>	<b>Average</b>	
		Position in running (margin)	-	2(1.2)	1(0.0)	1(0.0)	1(0.0)	1(0.0)		2.80
		Sectional time (s)	14.00	11.47	11.84	11.64	12.15	13.02		
		Cumulative time (s)	74.12	60.12	48.65	36.81	25.17	13.02	1:14.12	
		Speed (m/s)	14.29	17.44	16.89	17.18	16.46	15.36	16.19	
		Stride length (m)	5.85	7.00	6.84	6.95	6.70	6.51	6.62	
		Stride duration (s)	0.412	0.401	0.405	0.404	0.407	0.423	0.409	
		Stride efficiency (%)	53.46	76.55	73.06	75.39	70.21	66.17	68.41	
		Stride count	34.19	28.57	29.25	28.79	29.84	30.73	181.37	



Note: Horizontal distance axis grid lines are 200m furlongs.

## Disclaimer.

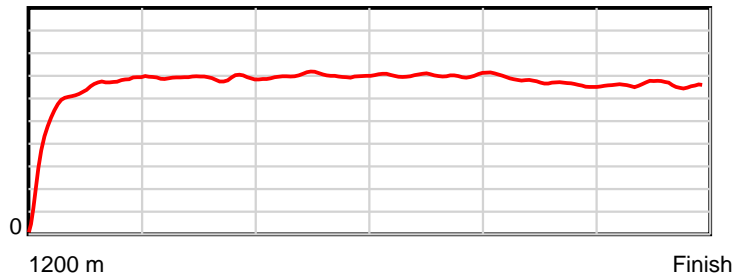
Tasracing Pty Ltd and Thoroughbred Ratings Pty Ltd accepts no responsibility for the completeness or accuracy of any of the information contained herein, and makes no representations about its suitability for any particular purpose. Users should make their own judgements about those matters and/or seek independent advice. You assume all risks associated with use of the data provided on this page.

# Race Results

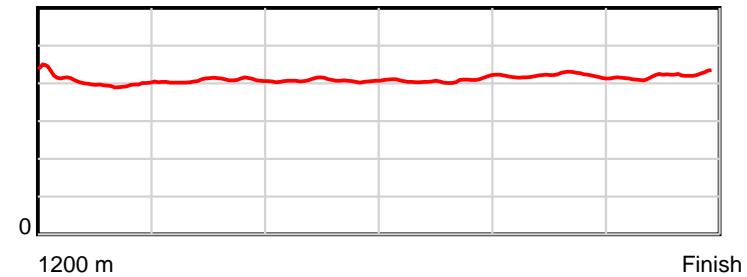
May 25, 2014, Race 8, BM68, Distance 1200m, Mowbray - Offset 0m

Result	TAB no.	Horse (Barrier)	1200 to	1000m to	800m to	600m to	400m to	200m to	Total or	Margin
4th	15	Freddie Two Sh... (4)	1000m	800m	600m	400m	200m	WP	Average	
		Position in running (margin)	-	11(3.5)	10(4.0)	8(4.5)	7(3.2)	9(5.6)		3.30
		Sectional time (s)	13.95	11.75	11.93	11.43	12.56	12.61		
		Cumulative time (s)	74.21	60.26	48.51	36.59	25.16	12.61	1:14.20	
		Speed (m/s)	14.33	17.02	16.76	17.50	15.92	15.86	16.17	
		Stride length (m)	5.67	6.93	6.82	7.14	6.70	6.67	6.62	
		Stride duration (s)	0.408	0.407	0.407	0.408	0.421	0.421	0.409	
		Stride efficiency (%)	50.24	74.98	72.66	79.68	70.13	69.60	68.45	
		Stride count	35.27	28.87	29.33	28.01	29.86	29.97	181.31	

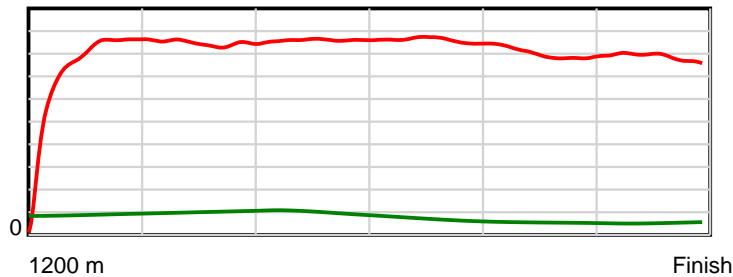
10 m Stride length



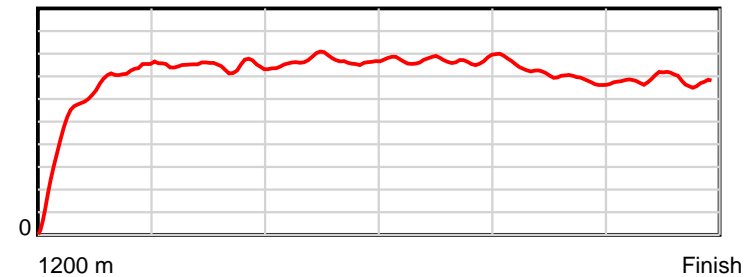
0.6 s Stride duration



20 m/sec Speed



100 % Stride efficiency



Note: Horizontal distance axis grid lines are 200m furlongs.

## Disclaimer.

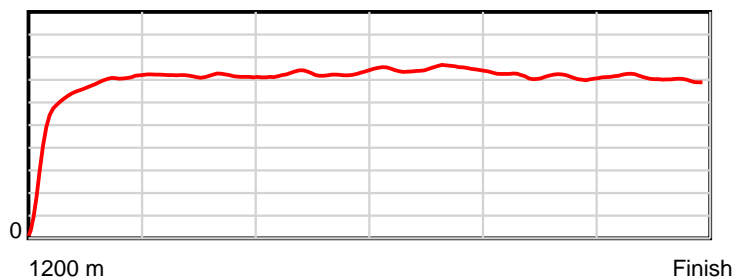
Tasracing Pty Ltd and Thoroughbred Ratings Pty Ltd accepts no responsibility for the completeness or accuracy of any of the information contained herein, and makes no representations about its suitability for any particular purpose. Users should make their own judgements about those matters and/or seek independent advice. You assume all risks associated with use of the data provided on this page.

# Race Results

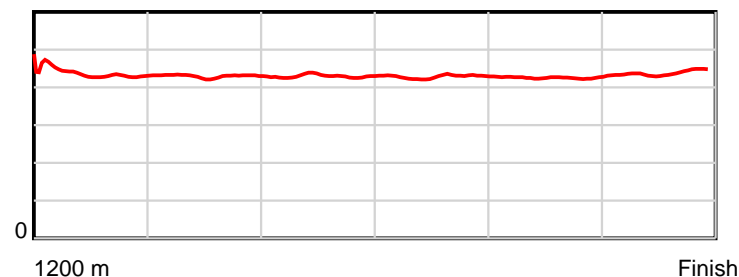
May 25, 2014, Race 8, BM68, Distance 1200m, Mowbray - Offset 0m

Result	TAB no.	Horse (Barrier)	1200 to	1000m to	800m to	600m to	400m to	200m to	Total or	Margin
5th	12	<b>My Angels (6)</b>	<b>1000m</b>	<b>800m</b>	<b>600m</b>	<b>400m</b>	<b>200m</b>	<b>WP</b>	<b>Average</b>	
		Position in running (margin)	-	14(5.4)	14(8.4)	14(10.9)	14(9.3)	13(8.1)		3.50
		Sectional time (s)	14.28	12.17	12.25	11.37	11.95	12.22		
		Cumulative time (s)	74.25	59.97	47.79	35.54	24.17	12.22	1:14.25	
		Speed (m/s)	14.01	16.43	16.33	17.59	16.74	16.37	16.16	
		Stride length (m)	5.83	7.07	7.00	7.53	7.11	7.19	6.91	
		Stride duration (s)	0.427	0.430	0.429	0.428	0.425	0.439	0.427	
		Stride efficiency (%)	53.14	78.03	76.58	88.70	78.91	80.67	74.58	
		Stride count	34.30	28.30	28.57	26.55	28.14	27.84	173.70	

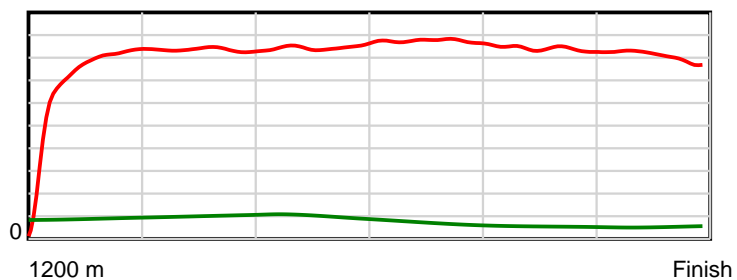
10 m Stride length



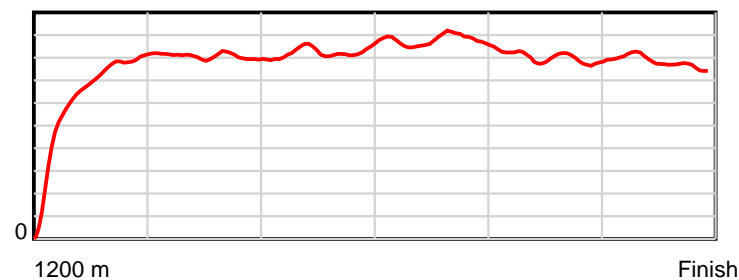
0.6 s Stride duration



20 m/sec Speed



100 % Stride efficiency



Note: Horizontal distance axis grid lines are 200m furlongs.

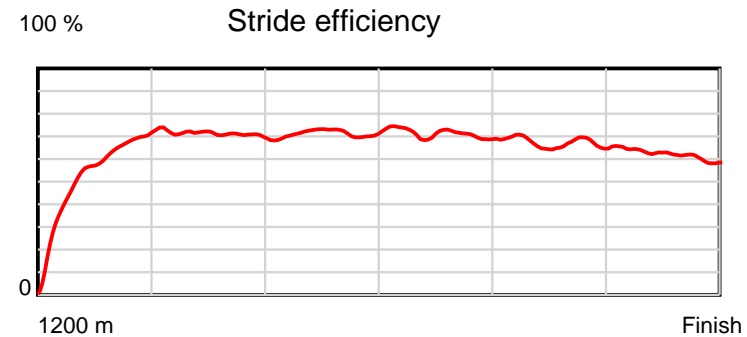
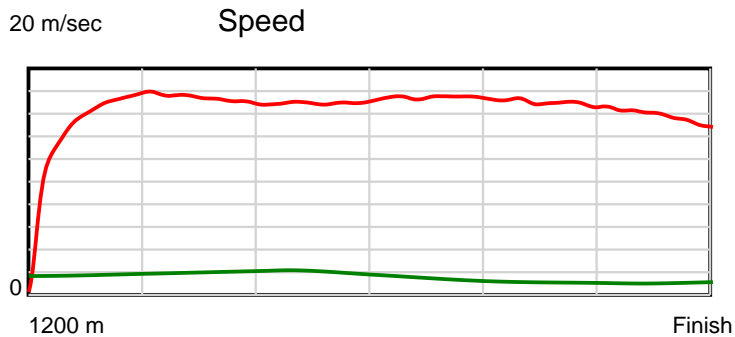
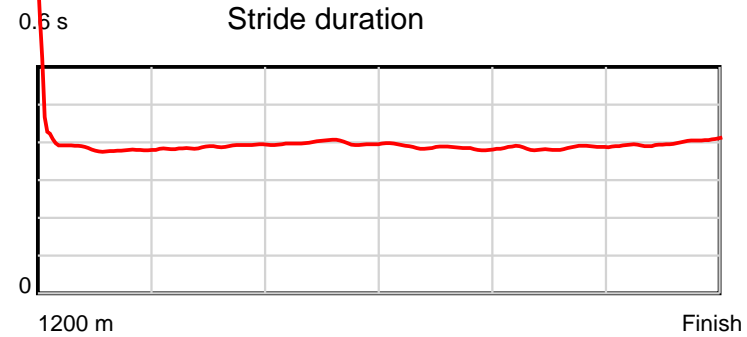
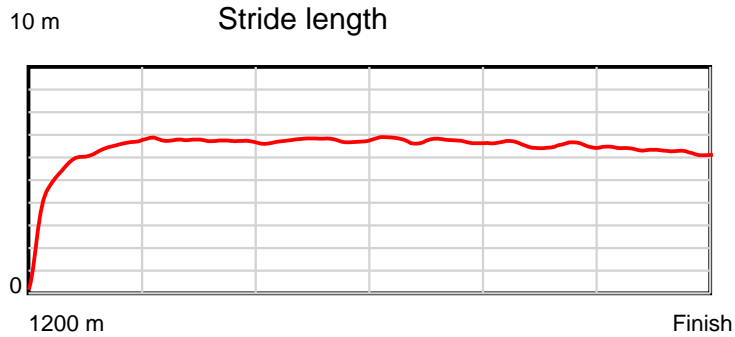
## Disclaimer.

Tasracing Pty Ltd and Thoroughbred Ratings Pty Ltd accepts no responsibility for the completeness or accuracy of any of the information contained herein, and makes no representations about its suitability for any particular purpose. Users should make their own judgements about those matters and/or seek independent advice. You assume all risks associated with use of the data provided on this page.

# Race Results

May 25, 2014, Race 8, BM68, Distance 1200m, Mowbray - Offset 0m

Result	TAB no.	Horse (Barrier)	1200 to	1000m to	800m to	600m to	400m to	200m to	Total or	Margin
6th	14	<b>Song of Joy (14)</b>	<b>1000m</b>	<b>800m</b>	<b>600m</b>	<b>400m</b>	<b>200m</b>	<b>WP</b>	<b>Average</b>	
		Position in running (margin)	-	10(3.1)	9(4.0)	11(6.2)	10(4.3)	7(5.0)		3.80
		Sectional time (s)	13.88	11.82	12.21	11.32	12.27	12.81		
		Cumulative time (s)	74.31	60.43	48.61	36.40	25.08	12.81	1:14.31	
		Speed (m/s)	14.41	16.92	16.38	17.67	16.30	15.61	16.15	
		Stride length (m)	5.51	6.58	6.53	6.80	6.29	6.26	6.30	
		Stride duration (s)	0.392	0.389	0.399	0.385	0.386	0.401	0.390	
		Stride efficiency (%)	47.36	67.64	66.63	72.29	61.82	61.14	61.99	
		Stride count	36.33	30.40	30.63	29.40	31.80	31.97	190.53	



Note: Horizontal distance axis grid lines are 200m furlongs.

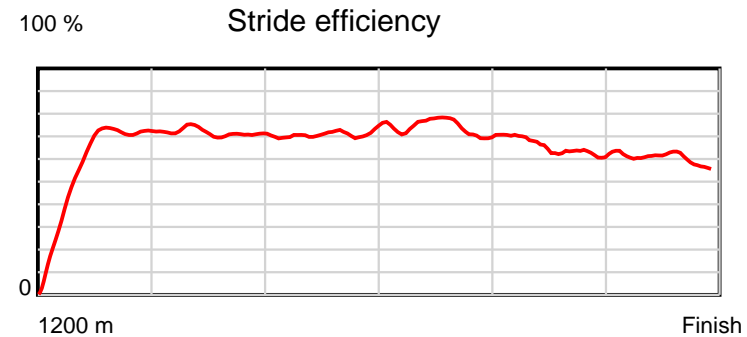
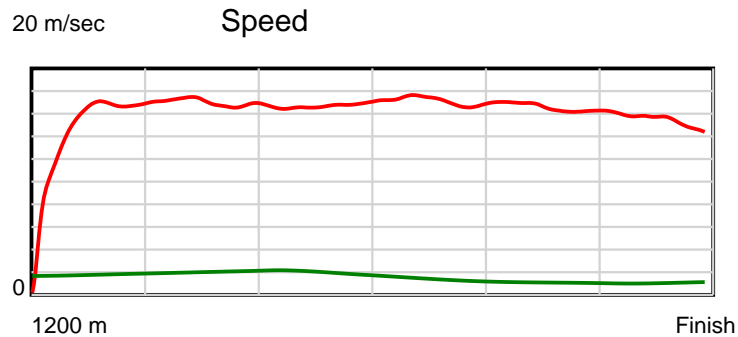
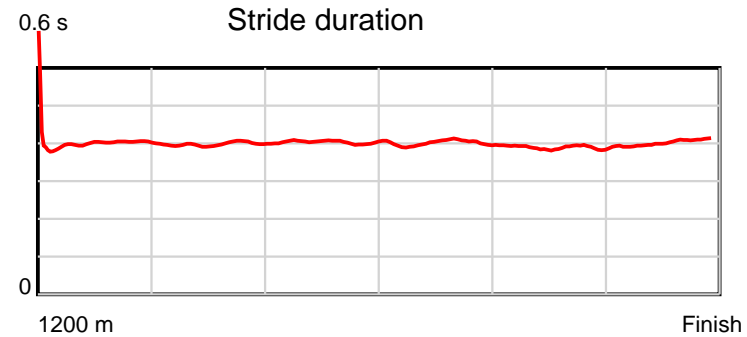
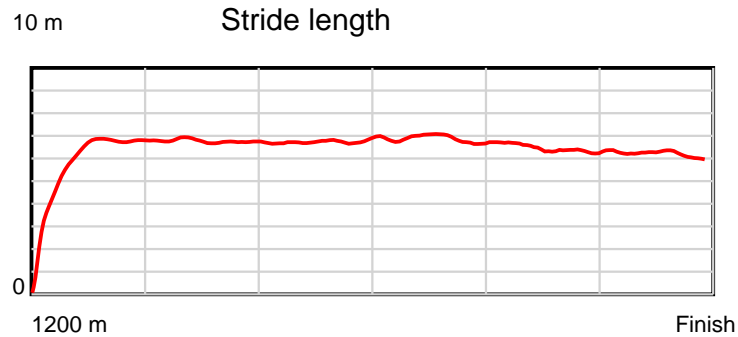
**Disclaimer.**

Tasracing Pty Ltd and Thoroughbred Ratings Pty Ltd accepts no responsibility for the completeness or accuracy of any of the information contained herein, and makes no representations about its suitability for any particular purpose. Users should make their own judgements about those matters and/or seek independent advice. You assume all risks associated with use of the data provided on this page.

# Race Results

May 25, 2014, Race 8, BM68, Distance 1200m, Mowbray - Offset 0m

Result	TAB no.	Horse (Barrier)	1200 to	1000m to	800m to	600m to	400m to	200m to	Total or	Margin
7th	3	Sienna of Sydn... (11)	1000m	800m	600m	400m	200m	WP	Average	
		Position in running (margin)	-	9(2.5)	7(3.1)	10(5.8)	11(4.7)	10(5.9)		5.60
		Sectional time (s)	13.89	11.77	12.29	11.45	12.36	12.89		
		Cumulative time (s)	74.65	60.76	48.99	36.70	25.25	12.89	1:14.65	
		Speed (m/s)	14.40	16.99	16.27	17.47	16.18	15.52	16.08	
		Stride length (m)	5.65	6.75	6.55	7.00	6.28	6.25	6.38	
		Stride duration (s)	0.401	0.398	0.403	0.401	0.388	0.403	0.397	
		Stride efficiency (%)	49.90	71.29	67.07	76.52	61.58	60.95	63.67	
		Stride count	35.39	29.61	30.53	28.58	31.86	32.02	187.99	



Note: Horizontal distance axis grid lines are 200m furlongs.

**Disclaimer.**

Tasracing Pty Ltd and Thoroughbred Ratings Pty Ltd accepts no responsibility for the completeness or accuracy of any of the information contained herein, and makes no representations about its suitability for any particular purpose. Users should make their own judgements about those matters and/or seek independent advice. You assume all risks associated with use of the data provided on this page.

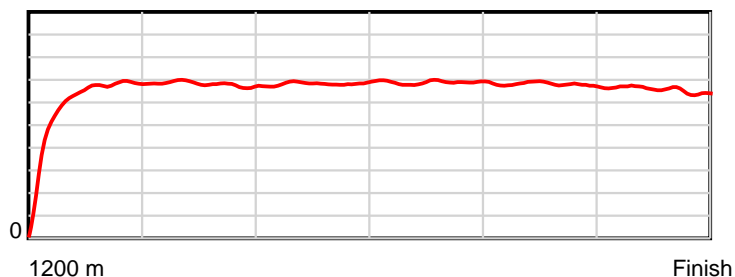


# Race Results

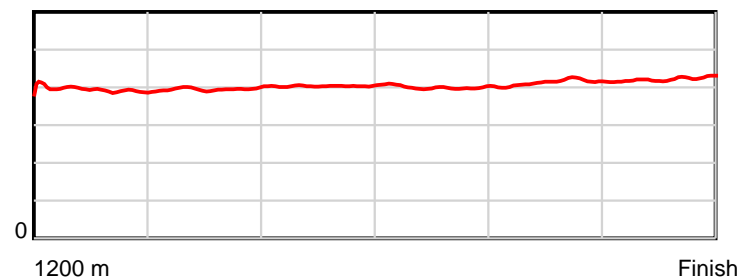
May 25, 2014, Race 8, BM68, Distance 1200m, Mowbray - Offset 0m

Result	TAB no.	Horse (Barrier)	1200 to	1000m to	800m to	600m to	400m to	200m to	Total or	Margin
8th	13	<b>Savvy Princess (13)</b>	<b>1000m</b>	<b>800m</b>	<b>600m</b>	<b>400m</b>	<b>200m</b>	<b>WP</b>	<b>Average</b>	
		Position in running (margin)	-	3(1.6)	6(2.6)	7(4.5)	8(3.2)	11(6.1)		5.80
		Sectional time (s)	13.70	11.84	12.15	11.43	12.62	12.94		
		Cumulative time (s)	74.68	60.98	49.14	36.99	25.56	12.94	1:14.68	
		Speed (m/s)	14.60	16.89	16.46	17.50	15.85	15.46	16.07	
		Stride length (m)	5.59	6.67	6.64	6.99	6.54	6.53	6.46	
		Stride duration (s)	0.392	0.395	0.403	0.400	0.413	0.422	0.402	
		Stride efficiency (%)	48.91	69.53	68.87	76.41	66.81	66.67	65.27	
		Stride count	35.75	29.98	30.13	28.60	30.59	30.62	185.67	

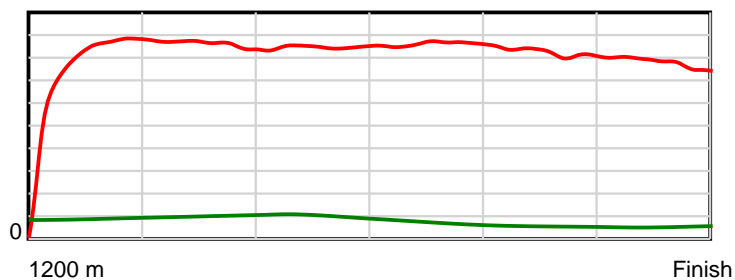
10 m Stride length



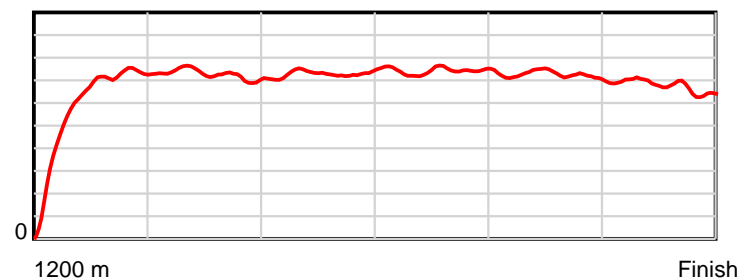
0.6 s Stride duration



20 m/sec Speed



100 % Stride efficiency



Note: Horizontal distance axis grid lines are 200m furlongs.

## Disclaimer.

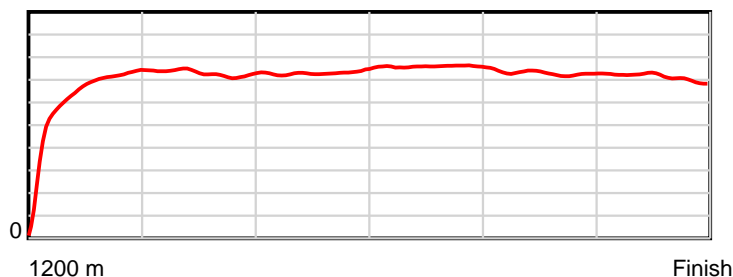
Tasracing Pty Ltd and Thoroughbred Ratings Pty Ltd accepts no responsibility for the completeness or accuracy of any of the information contained herein, and makes no representations about its suitability for any particular purpose. Users should make their own judgements about those matters and/or seek independent advice. You assume all risks associated with use of the data provided on this page.

# Race Results

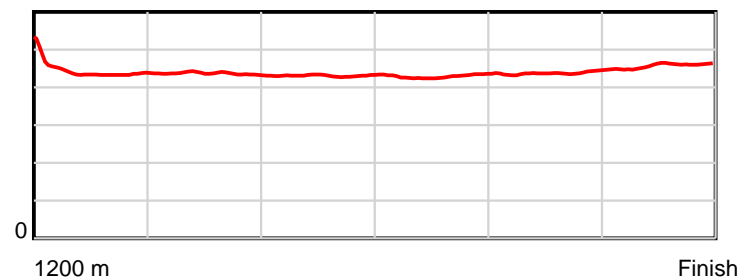
May 25, 2014, Race 8, BM68, Distance 1200m, Mowbray - Offset 0m

Result	TAB no.	Horse (Barrier)	1200 to	1000m to	800m to	600m to	400m to	200m to	Total or	Margin
9th	7	<b>Lonaro (5)</b>	<b>1000m</b>	<b>800m</b>	<b>600m</b>	<b>400m</b>	<b>200m</b>	<b>WP</b>	<b>Average</b>	
		Position in running (margin)	-	13(5.3)	13(6.7)	12(8.5)	12(6.0)	12(7.2)		6.60
		Sectional time (s)	14.36	11.90	12.14	11.23	12.35	12.85		
		Cumulative time (s)	74.83	60.47	48.57	36.43	25.20	12.85	1:14.82	
		Speed (m/s)	13.92	16.81	16.47	17.81	16.19	15.56	16.04	
		Stride length (m)	6.11	7.34	7.10	7.64	7.10	7.13	7.04	
		Stride duration (s)	0.449	0.437	0.431	0.429	0.438	0.458	0.439	
		Stride efficiency (%)	58.39	84.18	78.85	91.22	78.69	79.51	77.38	
		Stride count	32.72	27.25	28.16	26.18	28.18	28.04	170.53	

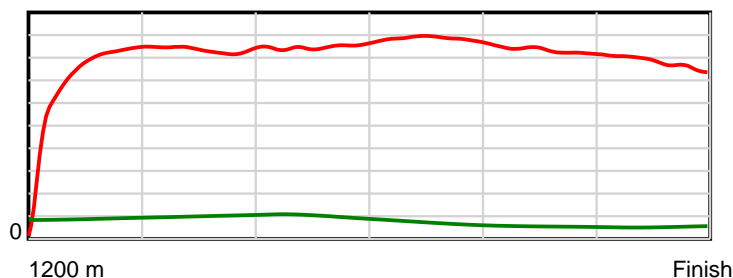
10 m Stride length



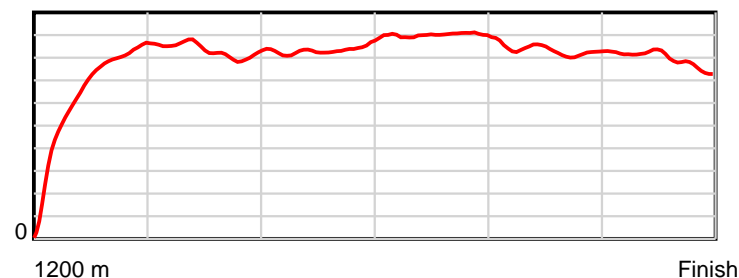
0.6 s Stride duration



20 m/sec Speed



100 % Stride efficiency



Note: Horizontal distance axis grid lines are 200m furlongs.

## Disclaimer.

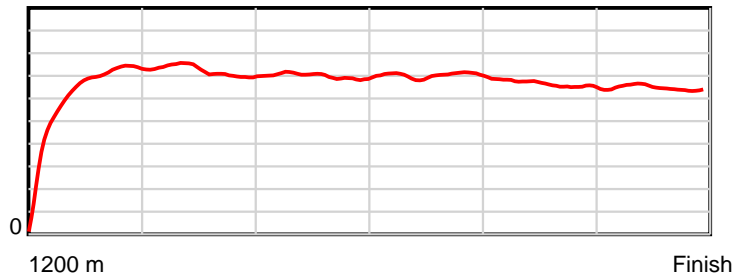
Tasracing Pty Ltd and Thoroughbred Ratings Pty Ltd accepts no responsibility for the completeness or accuracy of any of the information contained herein, and makes no representations about its suitability for any particular purpose. Users should make their own judgements about those matters and/or seek independent advice. You assume all risks associated with use of the data provided on this page.

# Race Results

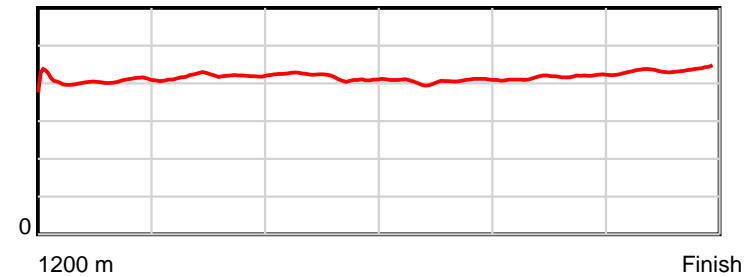
May 25, 2014, Race 8, BM68, Distance 1200m, Mowbray - Offset 0m

Result	TAB no.	Horse (Barrier)	1200 to	1000m to	800m to	600m to	400m to	200m to	Total or	Margin
10th	1	Devil's Tears (1)	1000m	800m	600m	400m	200m	WP	Average	
		Position in running (margin)	-	1(0.0)	3(0.3)	2(0.3)	2(0.2)	3(2.5)		6.80
		Sectional time (s)	13.92	11.72	11.84	11.63	12.55	13.22		
		Cumulative time (s)	74.87	60.95	49.24	37.40	25.77	13.22	1:14.87	
		Speed (m/s)	14.36	17.06	16.89	17.20	15.94	15.13	16.03	
		Stride length (m)	5.78	7.14	7.03	6.97	6.65	6.60	6.66	
		Stride duration (s)	0.402	0.419	0.416	0.405	0.417	0.437	0.416	
		Stride efficiency (%)	52.16	79.77	77.32	75.93	69.09	68.12	69.37	
		Stride count	34.62	27.99	28.43	28.69	30.08	30.29	180.10	

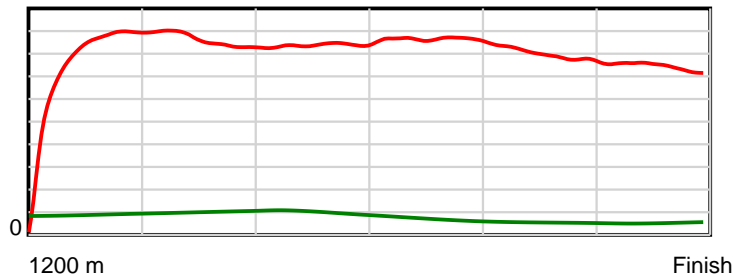
10 m Stride length



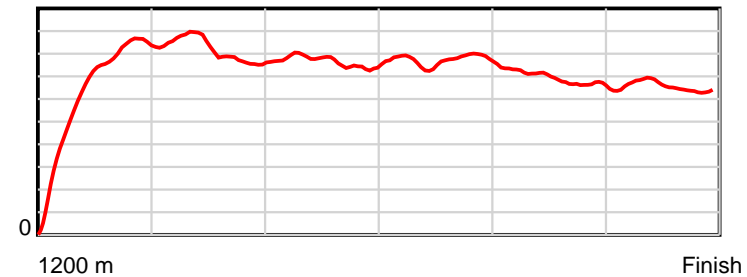
0.6 s Stride duration



20 m/sec Speed



100 % Stride efficiency



Note: Horizontal distance axis grid lines are 200m furlongs.

## Disclaimer.

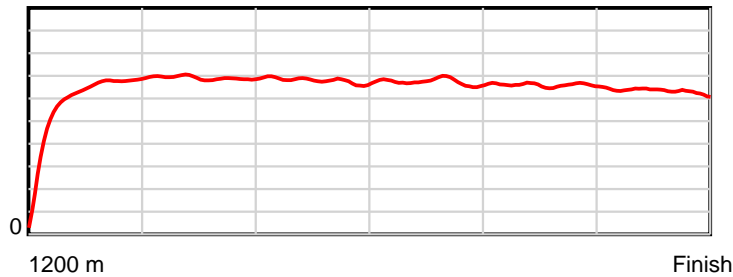
Tasracing Pty Ltd and Thoroughbred Ratings Pty Ltd accepts no responsibility for the completeness or accuracy of any of the information contained herein, and makes no representations about its suitability for any particular purpose. Users should make their own judgements about those matters and/or seek independent advice. You assume all risks associated with use of the data provided on this page.

# Race Results

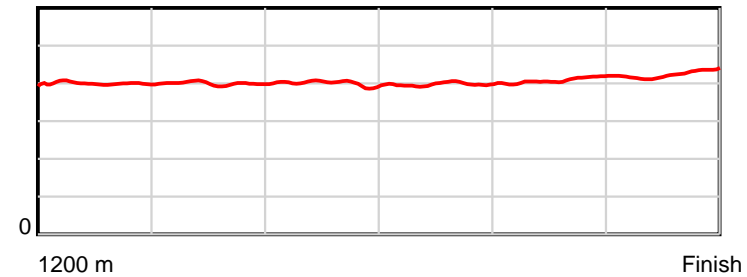
May 25, 2014, Race 8, BM68, Distance 1200m, Mowbray - Offset 0m

Result	TAB no.	Horse (Barrier)	1200 to	1000m to	800m to	600m to	400m to	200m to	Total or	Margin
11th	4	Yuppony (7)	1000m	800m	600m	400m	200m	WP	Average	
		Position in running (margin)	-	5(1.8)	2(0.2)	3(2.3)	3(1.9)	6(4.7)		7.30
		Sectional time (s)	13.74	11.39	12.20	11.57	12.62	13.44		
		Cumulative time (s)	74.97	61.23	49.84	37.64	26.07	13.44	1:14.97	
		Speed (m/s)	14.56	17.56	16.39	17.29	15.85	14.88	16.01	
		Stride length (m)	5.55	7.02	6.56	6.87	6.47	6.34	6.43	
		Stride duration (s)	0.394	0.400	0.400	0.397	0.408	0.426	0.402	
		Stride efficiency (%)	48.20	76.98	67.31	73.67	65.38	62.74	64.64	
		Stride count	36.01	28.49	30.47	29.13	30.92	31.56	186.58	

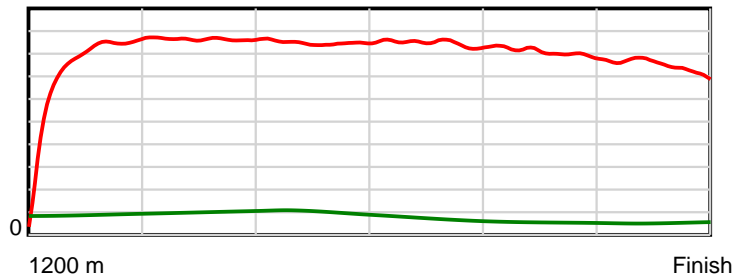
10 m Stride length



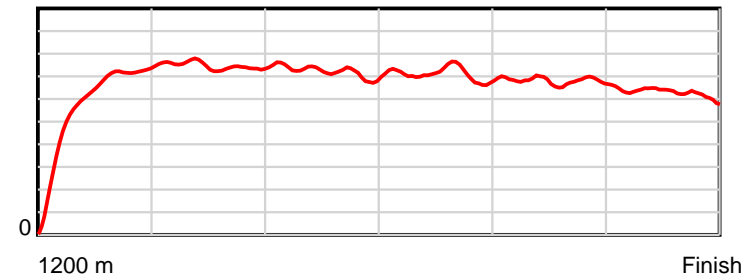
0.6 s Stride duration



20 m/sec Speed



100 % Stride efficiency



Note: Horizontal distance axis grid lines are 200m furlongs.

## Disclaimer.

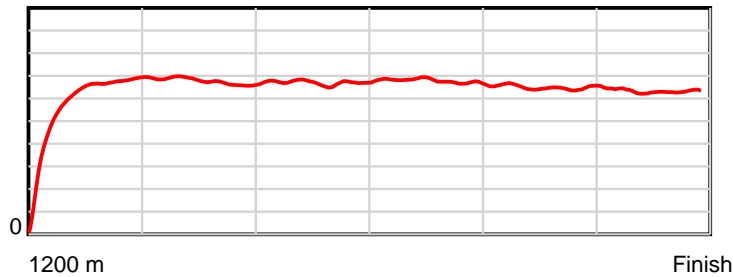
Tasracing Pty Ltd and Thoroughbred Ratings Pty Ltd accepts no responsibility for the completeness or accuracy of any of the information contained herein, and makes no representations about its suitability for any particular purpose. Users should make their own judgements about those matters and/or seek independent advice. You assume all risks associated with use of the data provided on this page.

# Race Results

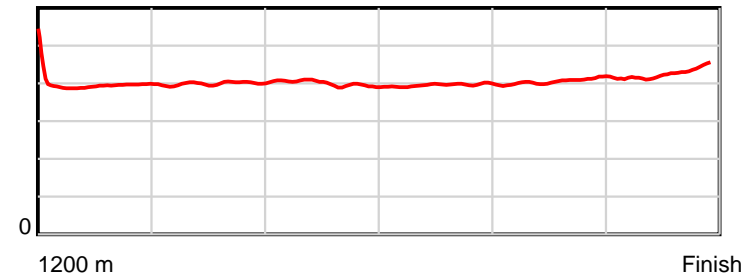
May 25, 2014, Race 8, BM68, Distance 1200m, Mowbray - Offset 0m

Result	TAB no.	Horse (Barrier)	1200 to	1000m to	800m to	600m to	400m to	200m to	Total or	Margin
12th	9	Constant Rhyth... (2)	1000m	800m	600m	400m	200m	WP	Average	
		Position in running (margin)	-	7(2.3)	5(1.9)	6(3.3)	6(2.2)	8(5.1)		8.10
		Sectional time (s)	13.82	11.60	12.07	11.45	12.65	13.52		
		Cumulative time (s)	75.12	61.30	49.70	37.63	26.17	13.52	1:15.12	
		Speed (m/s)	14.47	17.24	16.57	17.47	15.81	14.79	15.97	
		Stride length (m)	5.71	6.88	6.63	6.91	6.40	6.31	6.45	
		Stride duration (s)	0.405	0.399	0.400	0.396	0.405	0.427	0.404	
		Stride efficiency (%)	51.00	74.05	68.62	74.64	63.92	62.26	64.95	
		Stride count	35.01	29.05	30.18	28.94	31.27	31.69	186.14	

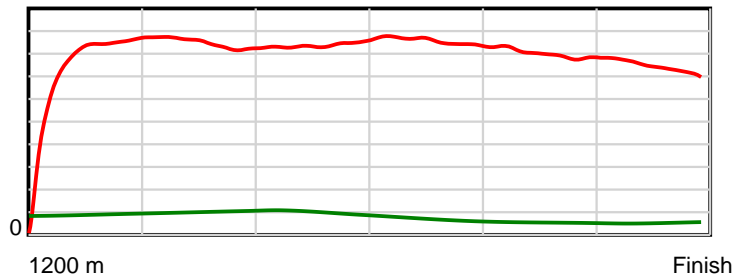
10 m Stride length



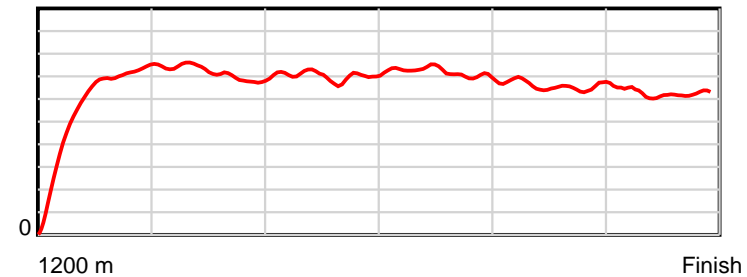
0.6 s Stride duration



20 m/sec Speed



100 % Stride efficiency



Note: Horizontal distance axis grid lines are 200m furlongs.

## Disclaimer.

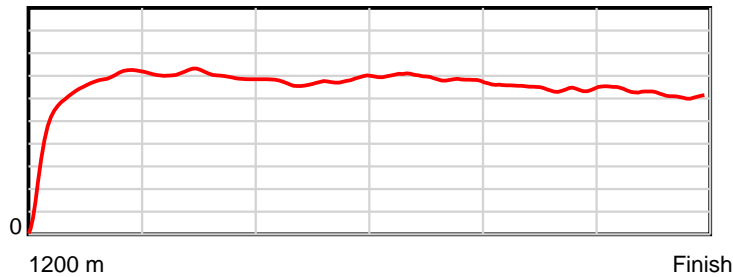
Tasracing Pty Ltd and Thoroughbred Ratings Pty Ltd accepts no responsibility for the completeness or accuracy of any of the information contained herein, and makes no representations about its suitability for any particular purpose. Users should make their own judgements about those matters and/or seek independent advice. You assume all risks associated with use of the data provided on this page.

# Race Results

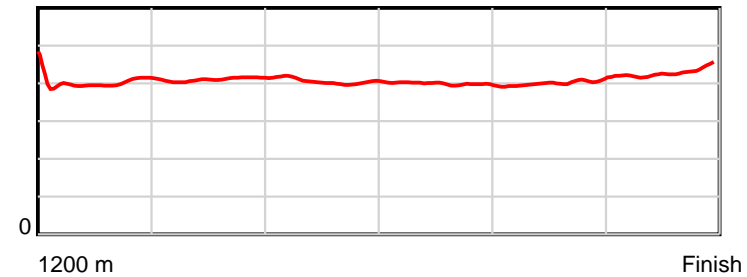
May 25, 2014, Race 8, BM68, Distance 1200m, Mowbray - Offset 0m

Result	TAB no.	Horse (Barrier)	1200 to	1000m to	800m to	600m to	400m to	200m to	Total or	Margin
13th	5	Danish Rock (3)	1000m	800m	600m	400m	200m	WP	Average	
		Position in running (margin)	-	4(1.7)	4(1.2)	5(3.3)	5(2.0)	5(4.6)		9.40
		Sectional time (s)	13.72	11.60	12.18	11.43	12.58	13.85		
		Cumulative time (s)	75.37	61.65	50.05	37.87	26.44	13.85	1:15.37	
		Speed (m/s)	14.58	17.24	16.42	17.50	15.90	14.44	15.92	
		Stride length (m)	5.71	7.07	6.66	6.97	6.38	6.22	6.47	
		Stride duration (s)	0.401	0.410	0.406	0.399	0.401	0.431	0.406	
		Stride efficiency (%)	50.98	78.19	69.31	76.00	63.51	60.38	65.37	
		Stride count	35.01	28.27	30.03	28.68	31.37	32.17	185.53	

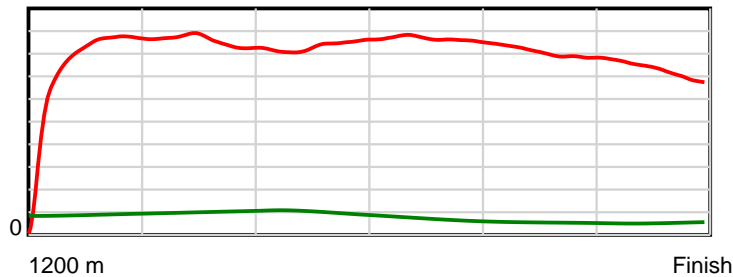
10 m Stride length



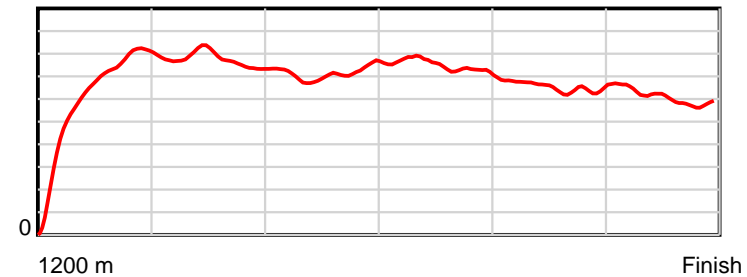
0.6 s Stride duration



20 m/sec Speed



100 % Stride efficiency



Note: Horizontal distance axis grid lines are 200m furlongs.

## Disclaimer.

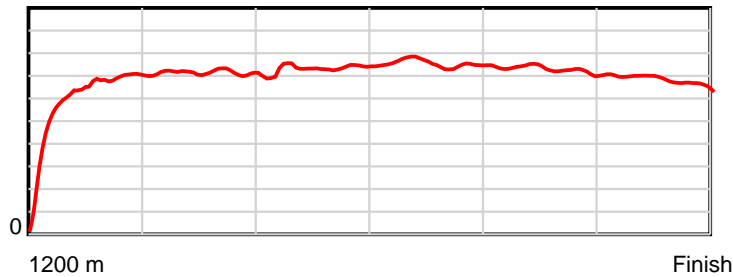
Tasracing Pty Ltd and Thoroughbred Ratings Pty Ltd accepts no responsibility for the completeness or accuracy of any of the information contained herein, and makes no representations about its suitability for any particular purpose. Users should make their own judgements about those matters and/or seek independent advice. You assume all risks associated with use of the data provided on this page.

# Race Results

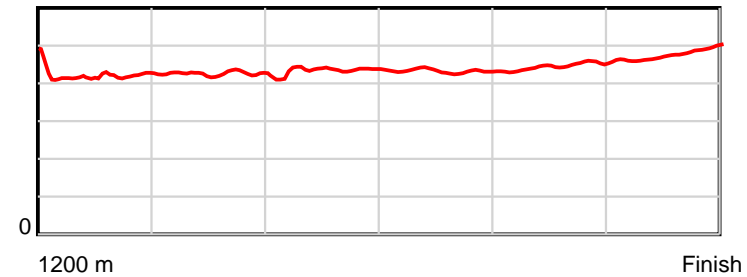
May 25, 2014, Race 8, BM68, Distance 1200m, Mowbray - Offset 0m

Result	TAB no.	Horse (Barrier)	1200 to	1000m to	800m to	600m to	400m to	200m to	Total or	Margin
14th	10	<b>Geegees Hot Hu... (8)</b>	<b>1000m</b>	<b>800m</b>	<b>600m</b>	<b>400m</b>	<b>200m</b>	<b>WP</b>	<b>Average</b>	
		Position in running (margin)	-	12(3.7)	12(6.6)	13(9.7)	13(7.9)	14(11.8)		19.90
		Sectional time (s)	14.49	12.16	12.35	11.35	12.79	14.30		
		Cumulative time (s)	77.45	62.96	50.80	38.45	27.09	14.30	1:17.45	
		Speed (m/s)	13.80	16.45	16.19	17.62	15.64	13.99	15.49	
		Stride length (m)	5.73	7.00	6.83	7.61	6.98	6.72	6.76	
		Stride duration (s)	0.416	0.426	0.422	0.432	0.446	0.480	0.436	
		Stride efficiency (%)	51.22	76.67	72.86	90.44	76.11	70.53	71.43	
		Stride count	34.93	28.55	29.29	26.29	28.66	29.77	177.49	

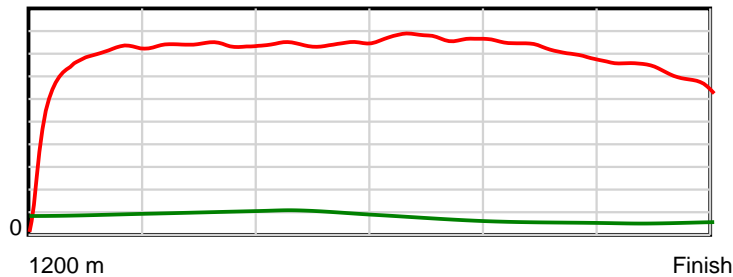
10 m Stride length



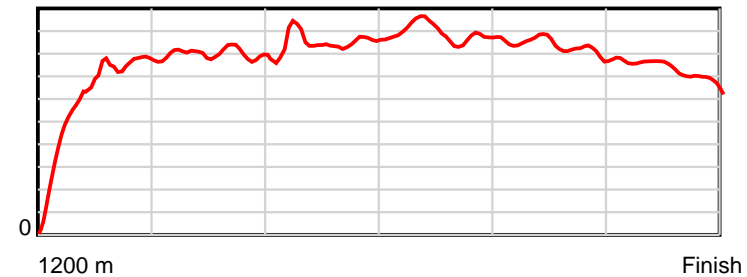
0.6 s Stride duration



20 m/sec Speed



100 % Stride efficiency



Note: Horizontal distance axis grid lines are 200m furlongs.

## Disclaimer.

Tasracing Pty Ltd and Thoroughbred Ratings Pty Ltd accepts no responsibility for the completeness or accuracy of any of the information contained herein, and makes no representations about its suitability for any particular purpose. Users should make their own judgements about those matters and/or seek independent advice. You assume all risks associated with use of the data provided on this page.