



Race Results

Devonport Racing Club, Devonport Synthetic, June 01, 2014

Compilation date: June 2, 2014, 12:05:31 PM (EST)

Copyright © 2014 Tasracing Pty Ltd. All rights reserved.

Trademarks.

StrideMASTER is a registered trademark of Thoroughbred Ratings Pty Ltd.

Disclaimer.

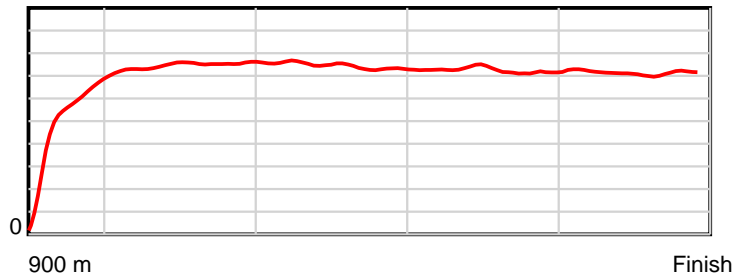
Tasracing Pty Ltd and Thoroughbred Ratings Pty Ltd accepts no responsibility for the completeness or accuracy of any of the information contained herein, and makes no representations about its suitability for any particular purpose. Users should make their own judgements about those matters and/or seek independent advice. You assume all risks associated with use of the data provided on this page.

Race Results

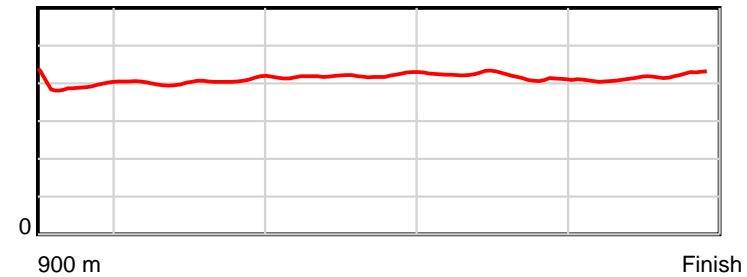
June 01, 2014, Race 1, 2UP MDN-SW, Distance 900m, Spreyton - Offset 0m

Result	TAB no.	Horse (Barrier)	900 to	800m to	600m to	400m to	200m to	Total or	Margin
1st	8	Manchero (8)	800m	600m	400m	200m	WP	Average	
		Position in running (margin)	-	2(1.2)	2(0.5)	2(2.1)	2(1.1)		0.00
		Sectional time (s)	8.02	10.87	11.65	11.39	11.61		
		Cumulative time (s)	53.55	45.53	34.65	23.00	11.61	0:53.55	
		Speed (m/s)	12.47	18.40	17.17	17.56	17.23	16.81	
		Stride length (m)	4.95	7.44	7.20	7.34	7.20	6.93	
		Stride duration (s)	0.397	0.405	0.420	0.418	0.418	0.412	
		Stride efficiency (%)	38.27	86.57	81.09	84.28	80.92	75.06	
		Stride count	20.21	26.87	27.76	27.23	27.79	129.86	

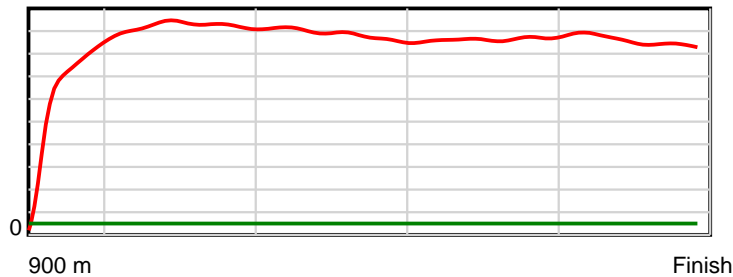
10 m Stride length



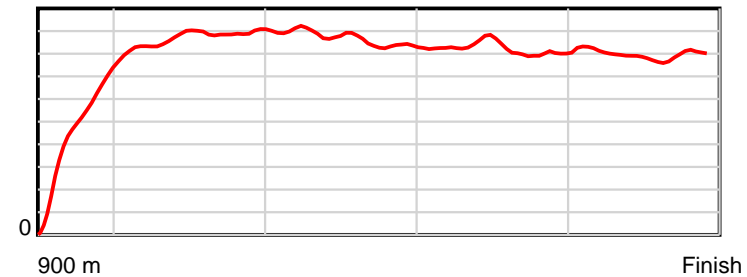
0.6 s Stride duration



20 m/sec Speed



100 % Stride efficiency



Note: Horizontal distance axis grid lines are 200m furlongs.

Disclaimer.

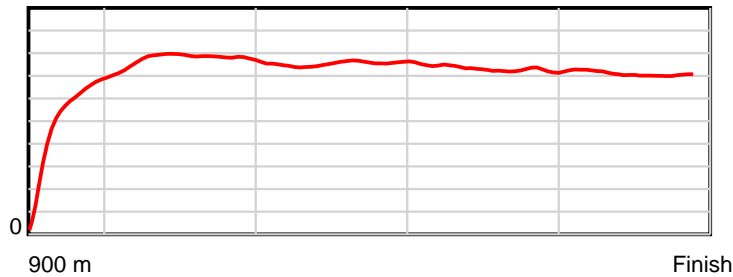
Tasracing Pty Ltd and Thoroughbred Ratings Pty Ltd accepts no responsibility for the completeness or accuracy of any of the information contained herein, and makes no representations about its suitability for any particular purpose. Users should make their own judgements about those matters and/or seek independent advice. You assume all risks associated with use of the data provided on this page.

Race Results

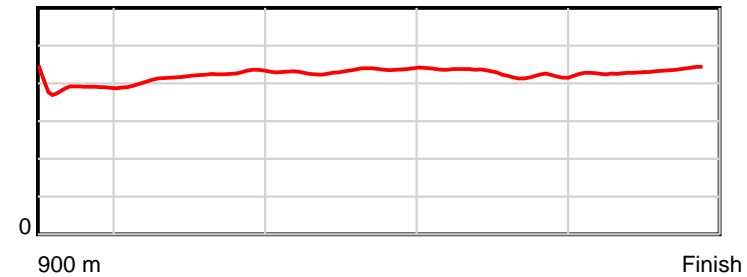
June 01, 2014, Race 1, 2UP MDN-SW, Distance 900m, Spreyton - Offset 0m

Result	TAB no.	Horse (Barrier)	900 to	800m to	600m to	400m to	200m to	Total or	Margin
2nd	7	Armarni (3)	800m	600m	400m	200m	WP	Average	
		Position in running (margin)	-	4(2.9)	1(0.0)	1(0.0)	1(0.0)		0.80
		Sectional time (s)	8.04	10.51	11.40	11.55	12.20		
		Cumulative time (s)	53.69	45.65	35.15	23.75	12.20	0:53.69	
		Speed (m/s)	12.43	19.03	17.54	17.32	16.39	16.76	
		Stride length (m)	4.82	7.98	7.59	7.38	7.09	7.06	
		Stride duration (s)	0.392	0.419	0.432	0.426	0.433	0.421	
		Stride efficiency (%)	36.33	99.40	89.96	85.21	78.65	77.92	
		Stride count	20.74	25.08	26.36	27.08	28.19	127.45	

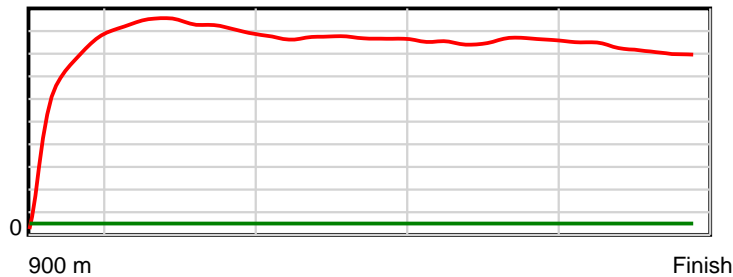
10 m Stride length



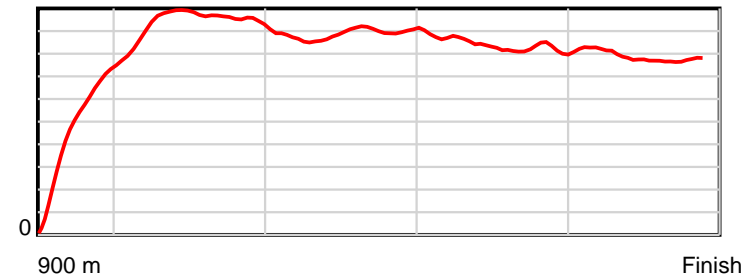
0.6 s Stride duration



20 m/sec Speed



100 % Stride efficiency



Note: Horizontal distance axis grid lines are 200m furlongs.

Disclaimer.

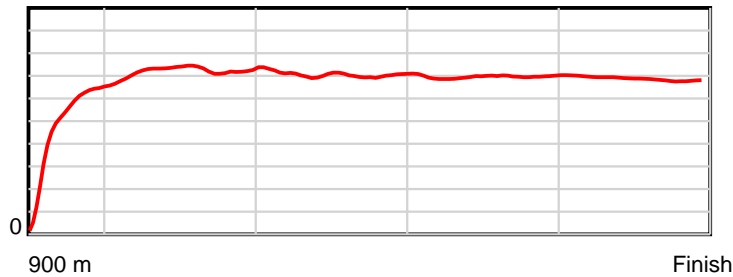
Tasracing Pty Ltd and Thoroughbred Ratings Pty Ltd accepts no responsibility for the completeness or accuracy of any of the information contained herein, and makes no representations about its suitability for any particular purpose. Users should make their own judgements about those matters and/or seek independent advice. You assume all risks associated with use of the data provided on this page.

Race Results

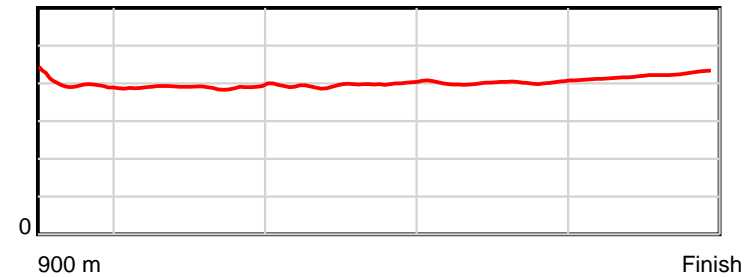
June 01, 2014, Race 1, 2UP MDN-SW, Distance 900m, Spreyton - Offset 0m

Result	TAB no.	Horse (Barrier)	900 to	800m to	600m to	400m to	200m to	Total or	Margin
3rd	3	Little May (6)	800m	600m	400m	200m	WP	Average	
		Position in running (margin)	-	6(3.4)	5(1.7)	3(2.1)	3(1.9)		3.50
		Sectional time (s)	8.22	10.70	11.46	11.52	12.28		
		Cumulative time (s)	54.18	45.96	35.26	23.80	12.28	0:54.18	
		Speed (m/s)	12.16	18.69	17.45	17.36	16.29	16.61	
		Stride length (m)	4.78	7.27	6.90	6.97	6.87	6.66	
		Stride duration (s)	0.399	0.389	0.395	0.401	0.422	0.401	
		Stride efficiency (%)	35.74	82.69	74.30	75.88	73.75	69.24	
		Stride count	20.91	27.49	29.00	28.70	29.11	135.21	

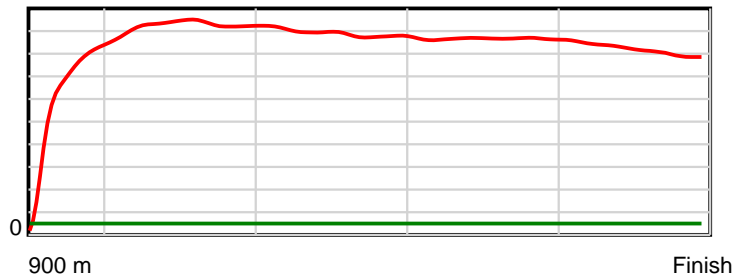
10 m Stride length



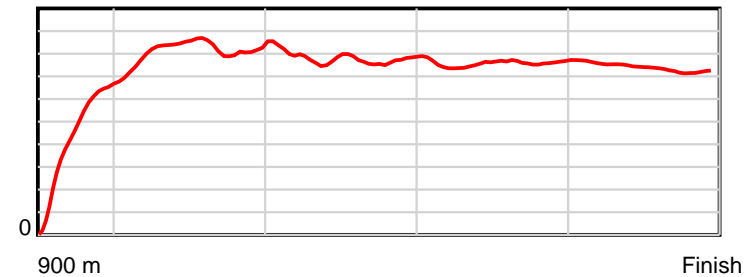
0.6 s Stride duration



20 m/sec Speed



100 % Stride efficiency



Note: Horizontal distance axis grid lines are 200m furlongs.

Disclaimer.

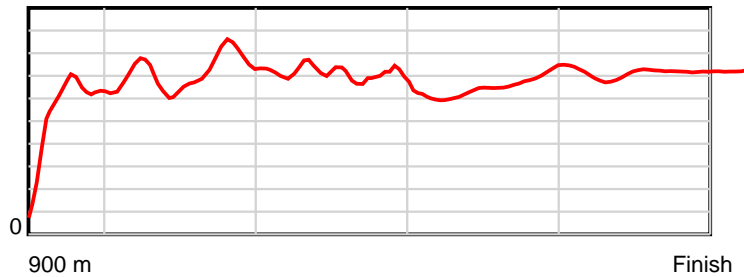
Tasracing Pty Ltd and Thoroughbred Ratings Pty Ltd accepts no responsibility for the completeness or accuracy of any of the information contained herein, and makes no representations about its suitability for any particular purpose. Users should make their own judgements about those matters and/or seek independent advice. You assume all risks associated with use of the data provided on this page.

Race Results

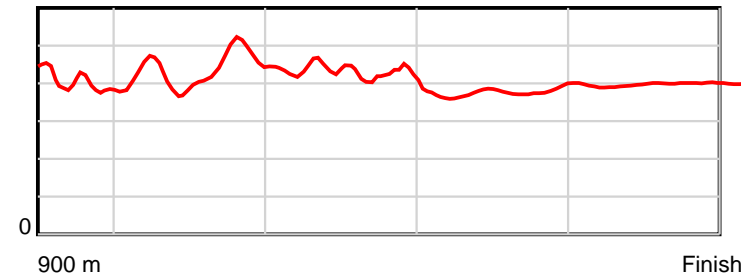
June 01, 2014, Race 1, 2UP MDN-SW, Distance 900m, Spreyton - Offset 0m

Result	TAB no.	Horse (Barrier)	900 to	800m to	600m to	400m to	200m to	Total or	Margin
4th	5	Tangerine Quee... (5)	800m	600m	400m	200m	WP	Average	
		Position in running (margin)	-	1(0.0)	3(0.8)	6(2.8)	4(2.6)		4.90
		Sectional time (s)	7.90	11.12	11.73	11.51	12.18		
		Cumulative time (s)	54.44	46.54	35.42	23.69	12.18	0:54.44	
		Speed (m/s)	12.66	17.99	17.05	17.38	16.42	16.53	
		Stride length (m)	1.11	6.92	6.84	6.95	6.78	4.36	
		Stride duration (s)	0.396	0.385	0.401	0.400	0.413	0.264	
		Stride efficiency (%)	1.94	74.93	73.07	75.40	71.80	29.75	
		Stride count	89.83	28.88	29.25	28.79	29.51	206.26	

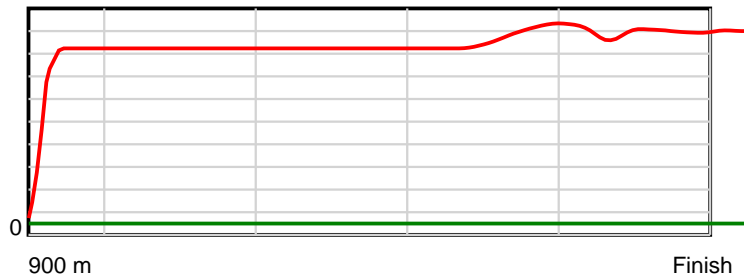
10 m Stride length



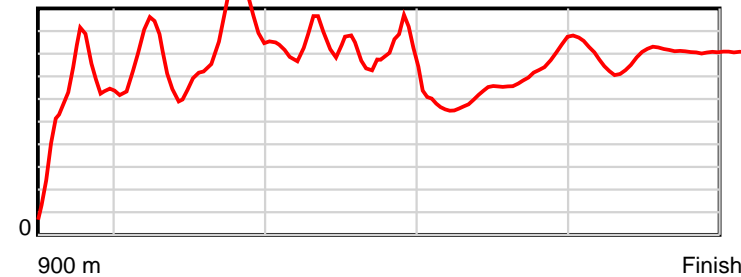
0.6 s Stride duration



20 m/sec Speed



100 % Stride efficiency



Note: Horizontal distance axis grid lines are 200m furlongs.

Disclaimer.

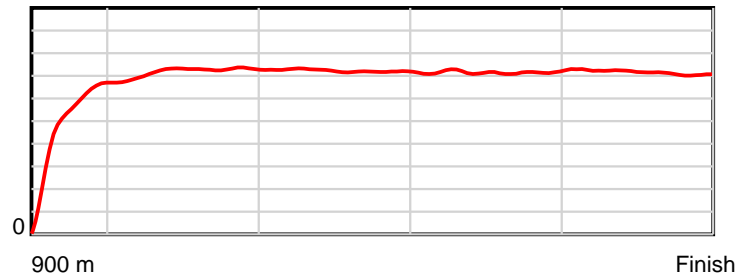
Tasracing Pty Ltd and Thoroughbred Ratings Pty Ltd accepts no responsibility for the completeness or accuracy of any of the information contained herein, and makes no representations about its suitability for any particular purpose. Users should make their own judgements about those matters and/or seek independent advice. You assume all risks associated with use of the data provided on this page.

Race Results

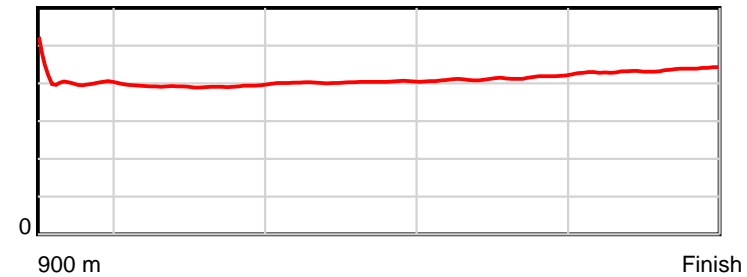
June 01, 2014, Race 1, 2UP MDN-SW, Distance 900m, Spreyton - Offset 0m

Result	TAB no.	Horse (Barrier)	900 to	800m to	600m to	400m to	200m to	Total or	Margin
5th	6	Yackety Sax (7)	800m	600m	400m	200m	WP	Average	
		Position in running (margin)	-	3(2.4)	6(1.7)	4(2.7)	5(3.5)		5.30
		Sectional time (s)	8.17	10.87	11.57	11.69	12.21		
		Cumulative time (s)	54.51	46.34	35.47	23.90	12.21	0:54.51	
		Speed (m/s)	12.24	18.40	17.29	17.11	16.38	16.51	
		Stride length (m)	5.08	7.22	6.97	7.09	7.12	6.80	
		Stride duration (s)	0.414	0.392	0.403	0.414	0.435	0.412	
		Stride efficiency (%)	40.32	81.43	75.99	78.46	79.31	72.23	
		Stride count	19.69	27.71	28.68	28.23	28.07	132.38	

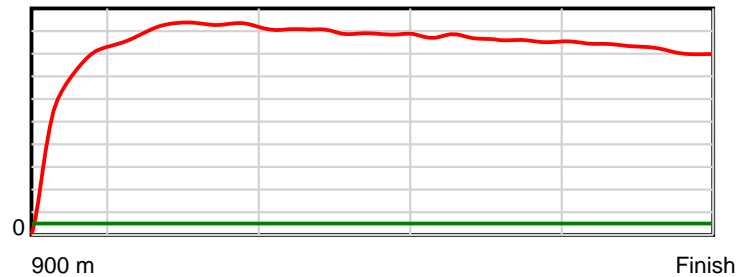
10 m Stride length



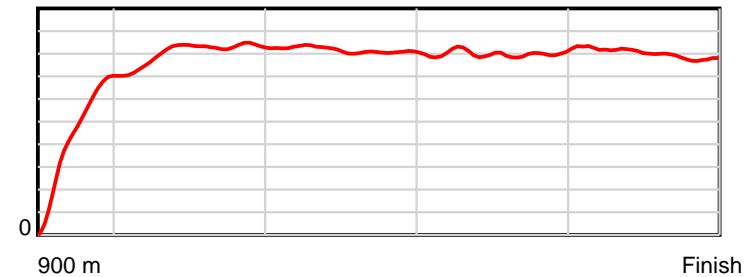
0.6 s Stride duration



20 m/sec Speed



100 % Stride efficiency



Note: Horizontal distance axis grid lines are 200m furlongs.

Disclaimer.

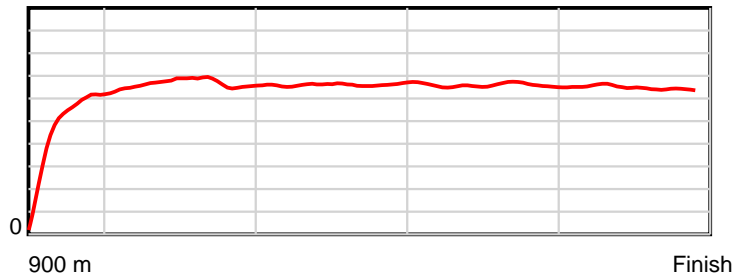
Tasracing Pty Ltd and Thoroughbred Ratings Pty Ltd accepts no responsibility for the completeness or accuracy of any of the information contained herein, and makes no representations about its suitability for any particular purpose. Users should make their own judgements about those matters and/or seek independent advice. You assume all risks associated with use of the data provided on this page.

Race Results

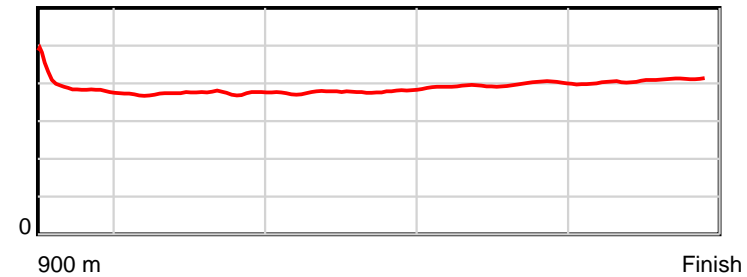
June 01, 2014, Race 1, 2UP MDN-SW, Distance 900m, Spreyton - Offset 0m

Result	TAB no.	Horse (Barrier)	900 to	800m to	600m to	400m to	200m to	Total or	Margin
6th	4	My Select (4)	800m	600m	400m	200m	WP	Average	
		Position in running (margin)	-	5(3.2)	7(3.6)	7(4.0)	6(5.7)		7.40
		Sectional time (s)	8.08	11.04	11.48	11.83	12.48		
		Cumulative time (s)	54.90	46.82	35.78	24.30	12.48	0:54.90	
		Speed (m/s)	12.37	18.12	17.42	16.91	16.03	16.39	
		Stride length (m)	4.86	6.76	6.57	6.70	6.53	6.38	
		Stride duration (s)	0.402	0.373	0.377	0.396	0.407	0.389	
		Stride efficiency (%)	36.85	71.47	67.37	70.08	66.55	63.55	
		Stride count	20.59	29.57	30.46	29.86	30.65	141.13	

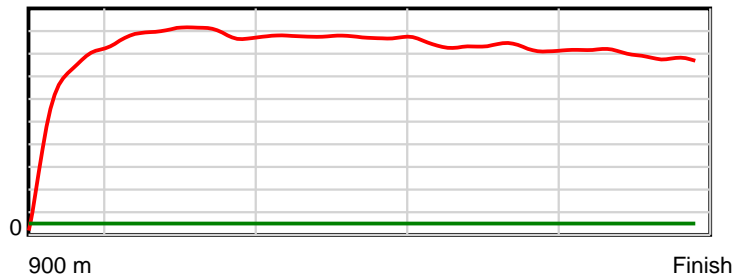
10 m Stride length



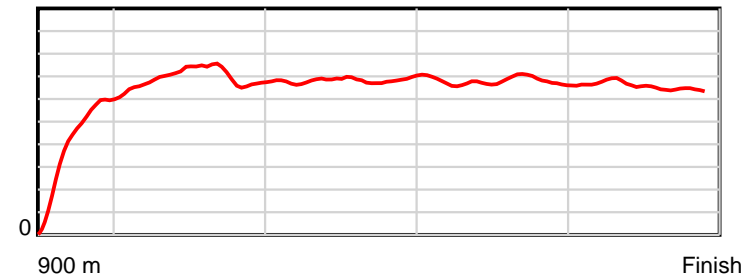
0.6 s Stride duration



20 m/sec Speed



100 % Stride efficiency



Note: Horizontal distance axis grid lines are 200m furlongs.

Disclaimer.

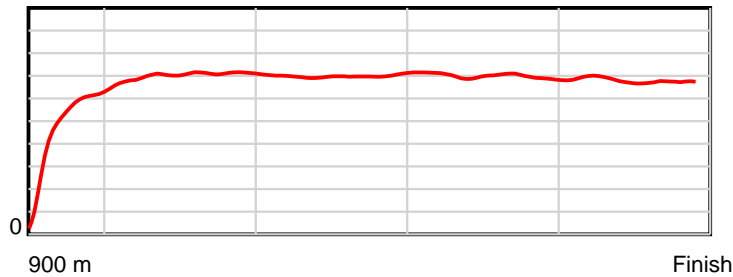
Tasracing Pty Ltd and Thoroughbred Ratings Pty Ltd accepts no responsibility for the completeness or accuracy of any of the information contained herein, and makes no representations about its suitability for any particular purpose. Users should make their own judgements about those matters and/or seek independent advice. You assume all risks associated with use of the data provided on this page.

Race Results

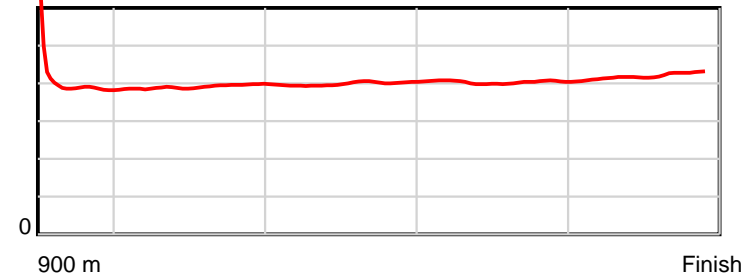
June 01, 2014, Race 1, 2UP MDN-SW, Distance 900m, Spreyton - Offset 0m

Result	TAB no.	Horse (Barrier)	900 to	800m to	600m to	400m to	200m to	Total or	Margin
7th	2	Alsa Doll (2)	800m	600m	400m	200m	WP	Average	
		Position in running (margin)	-	8(5.7)	8(5.9)	8(7.0)	8(6.3)		8.00
		Sectional time (s)	8.65	11.02	11.59	11.43	12.34		
		Cumulative time (s)	55.02	46.37	35.35	23.76	12.34	0:55.02	
		Speed (m/s)	11.56	18.15	17.26	17.50	16.21	16.36	
		Stride length (m)	4.99	7.10	6.88	7.06	6.81	6.67	
		Stride duration (s)	0.428	0.391	0.399	0.403	0.420	0.408	
		Stride efficiency (%)	38.89	78.67	74.06	77.86	72.53	69.48	
		Stride count	20.04	28.19	29.05	28.33	29.36	134.97	

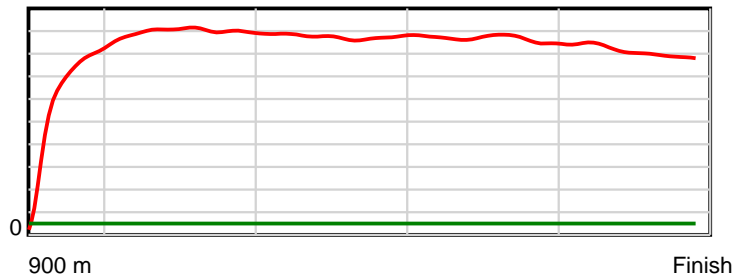
10 m Stride length



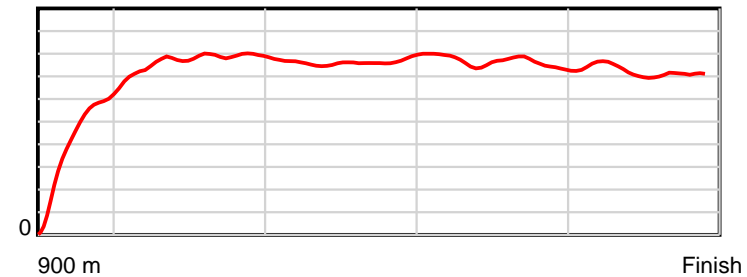
0.6 s Stride duration



20 m/sec Speed



100 % Stride efficiency



Note: Horizontal distance axis grid lines are 200m furlongs.

Disclaimer.

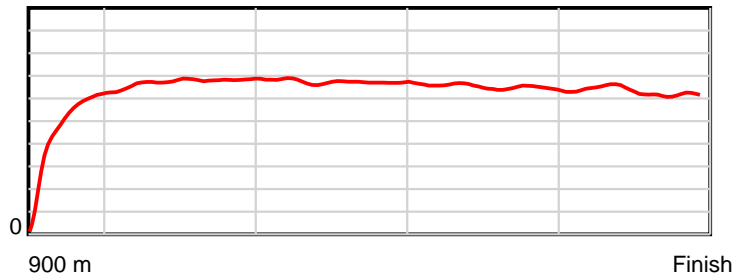
Tasracing Pty Ltd and Thoroughbred Ratings Pty Ltd accepts no responsibility for the completeness or accuracy of any of the information contained herein, and makes no representations about its suitability for any particular purpose. Users should make their own judgements about those matters and/or seek independent advice. You assume all risks associated with use of the data provided on this page.

Race Results

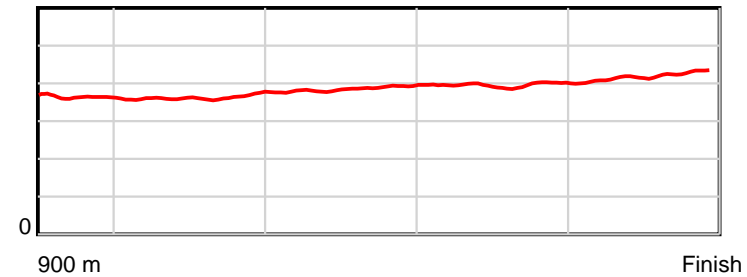
June 01, 2014, Race 1, 2UP MDN-SW, Distance 900m, Spreyton - Offset 0m

Result	TAB no.	Horse (Barrier)	900 to	800m to	600m to	400m to	200m to	Total or	Margin
8th	10	Early Rock (1)	800m	600m	400m	200m	WP	Average	
		Position in running (margin)	-	7(3.6)	4(0.9)	5(2.8)	7(5.9)		14.50
		Sectional time (s)	8.68	10.54	11.72	12.06	13.28		
		Cumulative time (s)	56.27	47.59	37.05	25.34	13.28	0:56.27	
		Speed (m/s)	11.52	18.98	17.06	16.58	15.06	15.99	
		Stride length (m)	4.25	6.87	6.56	6.56	6.31	6.19	
		Stride duration (s)	0.361	0.362	0.384	0.395	0.419	0.387	
		Stride efficiency (%)	28.28	73.71	67.30	67.24	62.19	59.95	
		Stride count	23.51	29.12	30.48	30.49	31.70	145.30	

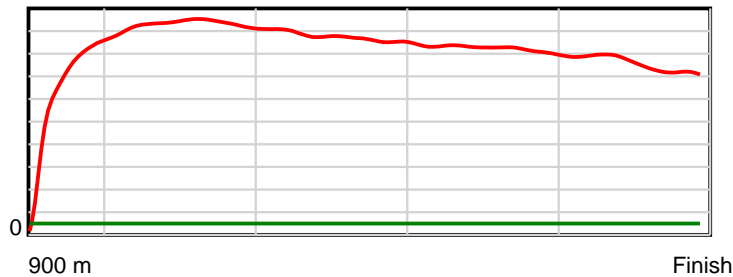
10 m Stride length



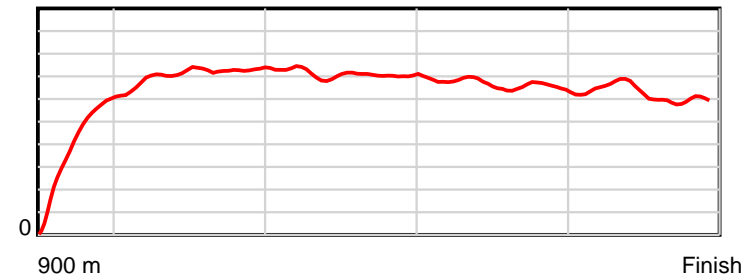
0.6 s Stride duration



20 m/sec Speed



100 % Stride efficiency



Note: Horizontal distance axis grid lines are 200m furlongs.

Disclaimer.

Tasracing Pty Ltd and Thoroughbred Ratings Pty Ltd accepts no responsibility for the completeness or accuracy of any of the information contained herein, and makes no representations about its suitability for any particular purpose. Users should make their own judgements about those matters and/or seek independent advice. You assume all risks associated with use of the data provided on this page.