



Race Results

Devonport Racing Club, Devonport Synthetic, June 01, 2014

Compilation date: June 2, 2014, 12:09:28 PM (EST)

Copyright © 2014 Tasracing Pty Ltd. All rights reserved.

Trademarks.

StrideMASTER is a registered trademark of Thoroughbred Ratings Pty Ltd.

Disclaimer.

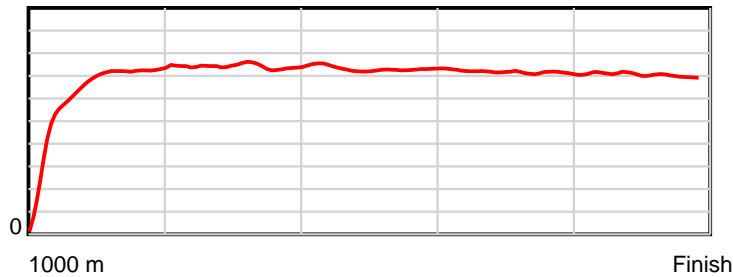
Tasracing Pty Ltd and Thoroughbred Ratings Pty Ltd accepts no responsibility for the completeness or accuracy of any of the information contained herein, and makes no representations about its suitability for any particular purpose. Users should make their own judgements about those matters and/or seek independent advice. You assume all risks associated with use of the data provided on this page.

Race Results

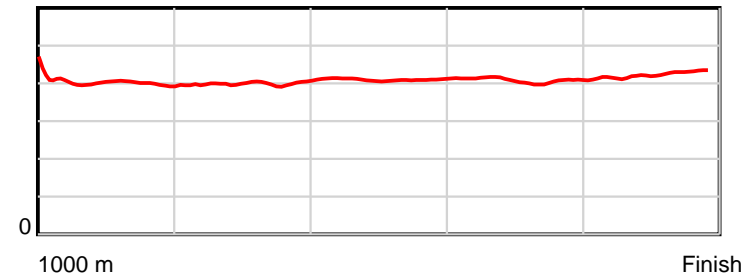
June 01, 2014, Race 4, BM68, Distance 1000m, Spreyton - Offset 0m

Result	TAB no.	Horse (Barrier)	1000 to	800m to	600m to	400m to	200m to	Total or	Margin
1st	3	Espry (5)	800m	600m	400m	200m	WP	Average	
		Position in running (margin)	-	4(3.3)	4(3.5)	4(1.2)	2(0.0)		0.00
		Sectional time (s)	13.87	10.57	11.17	11.36	11.90		
		Cumulative time (s)	58.88	45.01	34.44	23.27	11.90	0:58.88	
		Speed (m/s)	14.42	18.92	17.91	17.61	16.81	16.98	
		Stride length (m)	5.95	7.52	7.34	7.19	7.11	6.97	
		Stride duration (s)	0.408	0.397	0.410	0.408	0.423	0.411	
		Stride efficiency (%)	55.37	88.30	84.20	80.73	78.91	75.96	
		Stride count	33.60	26.61	27.25	27.83	28.14	143.43	

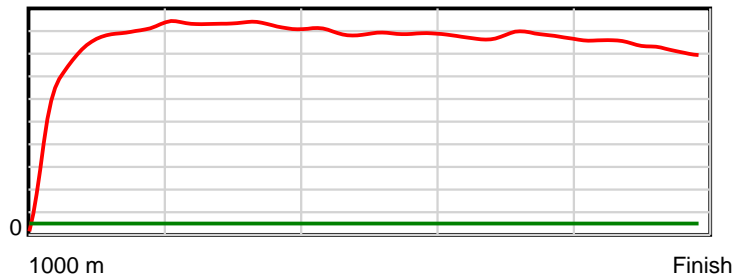
10 m Stride length



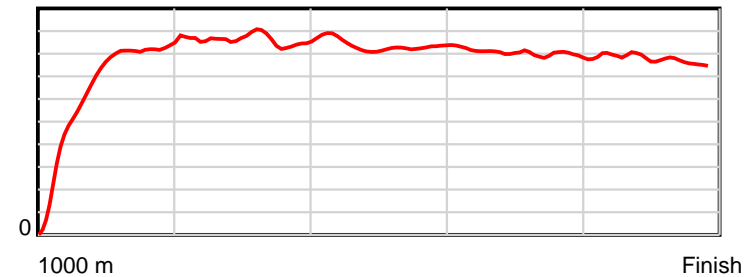
0.6 s Stride duration



20 m/sec Speed



100 % Stride efficiency



Note: Horizontal distance axis grid lines are 200m furlongs.

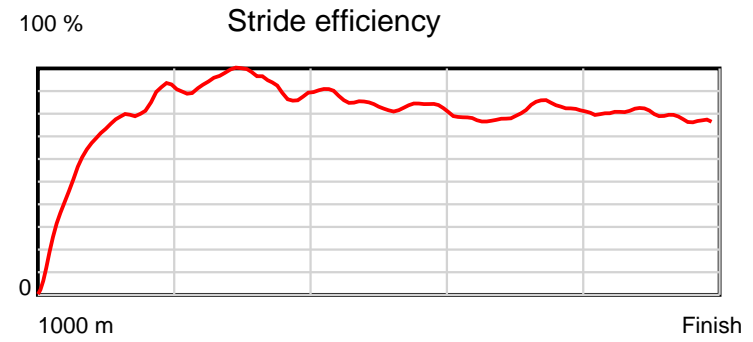
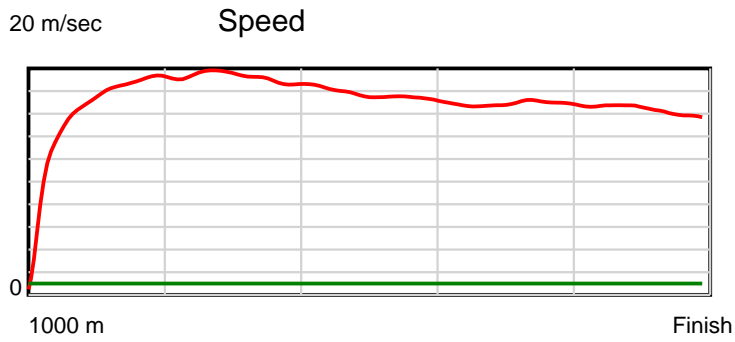
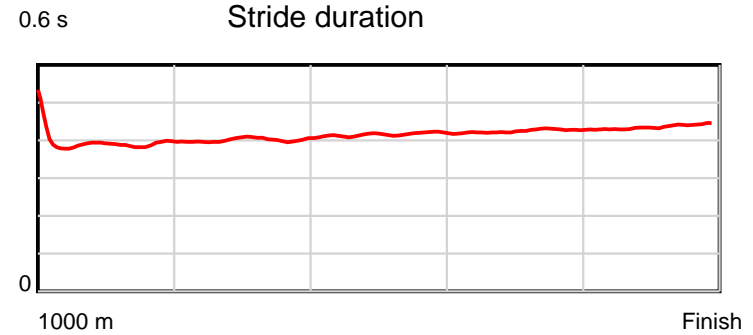
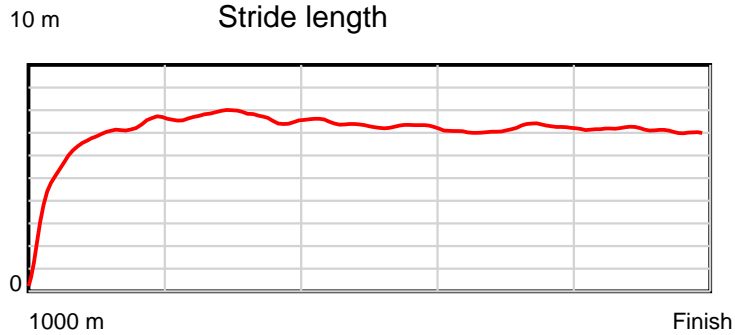
Disclaimer.

Tasracing Pty Ltd and Thoroughbred Ratings Pty Ltd accepts no responsibility for the completeness or accuracy of any of the information contained herein, and makes no representations about its suitability for any particular purpose. Users should make their own judgements about those matters and/or seek independent advice. You assume all risks associated with use of the data provided on this page.

Race Results

June 01, 2014, Race 4, BM68, Distance 1000m, Spreyton - Offset 0m

Result	TAB no.	Horse (Barrier)	1000 to	800m to	600m to	400m to	200m to	Total or	Margin
2nd	4	Classic Outlaw (7)	800m	600m	400m	200m	WP	Average	
		Position in running (margin)	-	2(0.7)	2(0.3)	1(0.0)	3(0.6)		0.50
		Sectional time (s)	13.17	10.47	11.51	11.66	12.16		
		Cumulative time (s)	58.97	45.80	35.33	23.82	12.16	0:58.97	
		Speed (m/s)	15.19	19.10	17.38	17.15	16.45	16.96	
		Stride length (m)	6.04	7.63	7.22	7.29	7.16	7.02	
		Stride duration (s)	0.401	0.399	0.416	0.425	0.435	0.414	
		Stride efficiency (%)	57.02	90.92	81.52	83.15	80.16	77.11	
		Stride count	33.11	26.22	27.69	27.42	27.92	142.36	



Note: Horizontal distance axis grid lines are 200m furlongs.

Disclaimer.

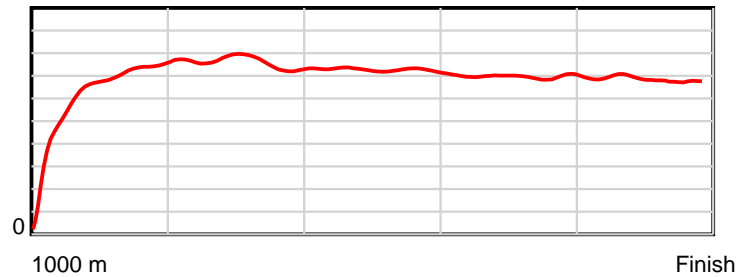
Tasracing Pty Ltd and Thoroughbred Ratings Pty Ltd accepts no responsibility for the completeness or accuracy of any of the information contained herein, and makes no representations about its suitability for any particular purpose. Users should make their own judgements about those matters and/or seek independent advice. You assume all risks associated with use of the data provided on this page.

Race Results

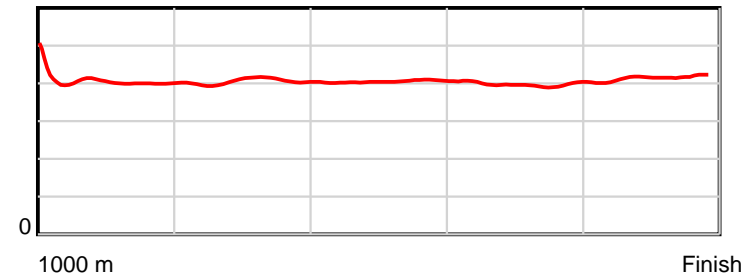
June 01, 2014, Race 4, BM68, Distance 1000m, Spreyton - Offset 0m

Result	TAB no.	Horse (Barrier)	1000 to	800m to	600m to	400m to	200m to	Total or	Margin
3rd	2	Lazy Democracy (6)	800m	600m	400m	200m	WP	Average	
		Position in running (margin)	-	5(3.5)	5(4.9)	5(2.7)	4(1.3)		0.50
		Sectional time (s)	13.62	10.78	11.19	11.32	12.05		
		Cumulative time (s)	58.97	45.35	34.57	23.38	12.05	0:58.97	
		Speed (m/s)	14.69	18.55	17.87	17.67	16.60	16.96	
		Stride length (m)	6.05	7.52	7.23	7.03	6.88	6.91	
		Stride duration (s)	0.414	0.405	0.405	0.398	0.414	0.407	
		Stride efficiency (%)	57.27	88.42	81.80	77.17	73.90	74.52	
		Stride count	33.04	26.59	27.64	28.46	29.08	144.81	

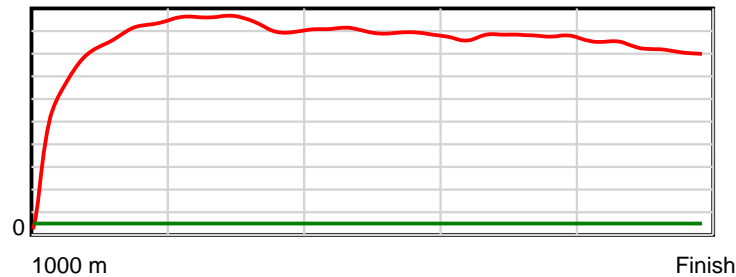
10 m Stride length



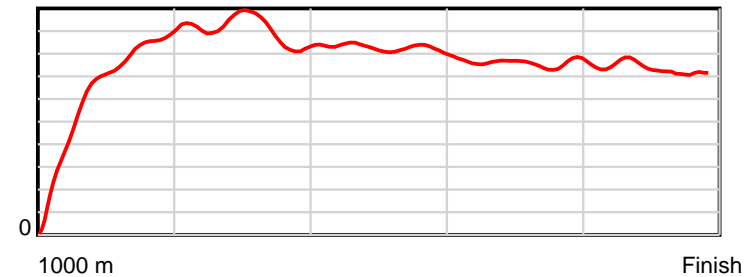
0.6 s Stride duration



20 m/sec Speed



100 % Stride efficiency



Note: Horizontal distance axis grid lines are 200m furlongs.

Disclaimer.

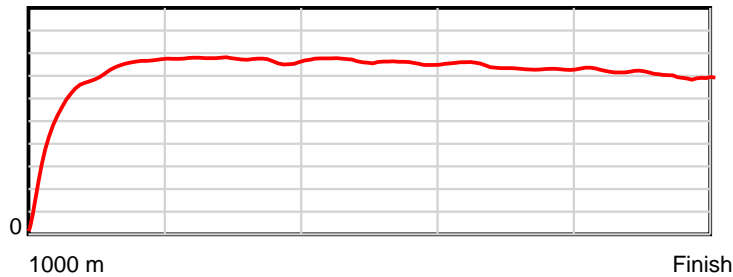
Tasracing Pty Ltd and Thoroughbred Ratings Pty Ltd accepts no responsibility for the completeness or accuracy of any of the information contained herein, and makes no representations about its suitability for any particular purpose. Users should make their own judgements about those matters and/or seek independent advice. You assume all risks associated with use of the data provided on this page.

Race Results

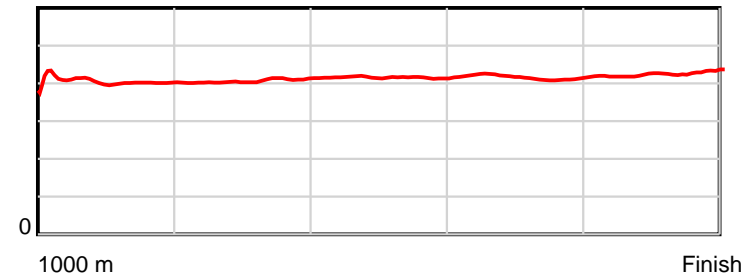
June 01, 2014, Race 4, BM68, Distance 1000m, Spreyton - Offset 0m

Result	TAB no.	Horse (Barrier)	1000 to	800m to	600m to	400m to	200m to	Total or	Margin
4th	5	Stormbay Bombe... (1)	800m	600m	400m	200m	WP	Average	
		Position in running (margin)	-	1(0.0)	3(1.6)	3(0.9)	1(0.0)		0.90
		Sectional time (s)	13.30	10.80	11.45	11.40	12.10		
		Cumulative time (s)	59.04	45.74	34.95	23.50	12.10	0:59.04	
		Speed (m/s)	15.04	18.52	17.47	17.54	16.53	16.94	
		Stride length (m)	6.12	7.53	7.26	7.30	7.03	7.01	
		Stride duration (s)	0.402	0.407	0.415	0.416	0.425	0.414	
		Stride efficiency (%)	58.57	88.67	82.30	83.34	77.21	76.83	
		Stride count	32.67	26.55	27.56	27.39	28.45	142.62	

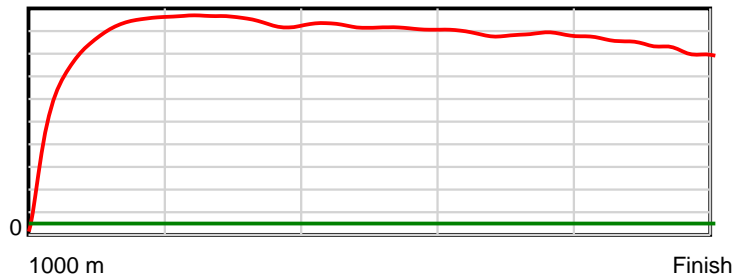
10 m Stride length



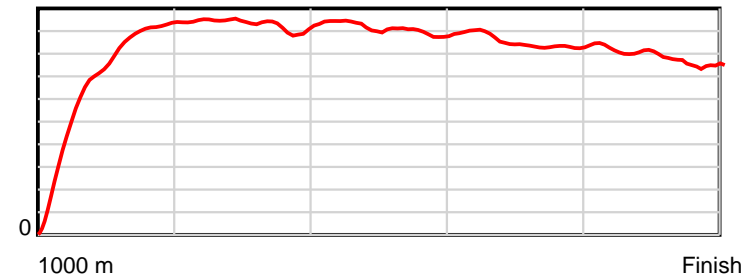
0.6 s Stride duration



20 m/sec Speed



100 % Stride efficiency



Note: Horizontal distance axis grid lines are 200m furlongs.

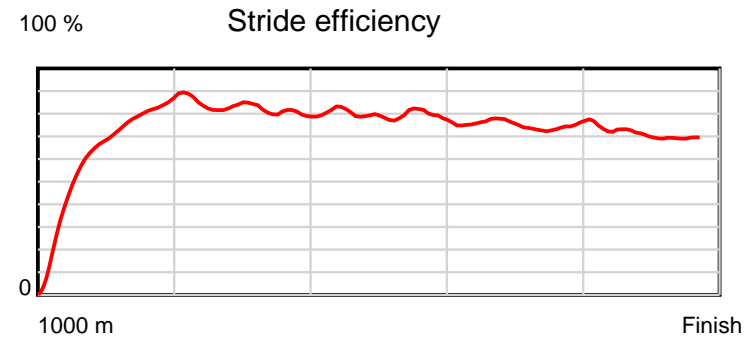
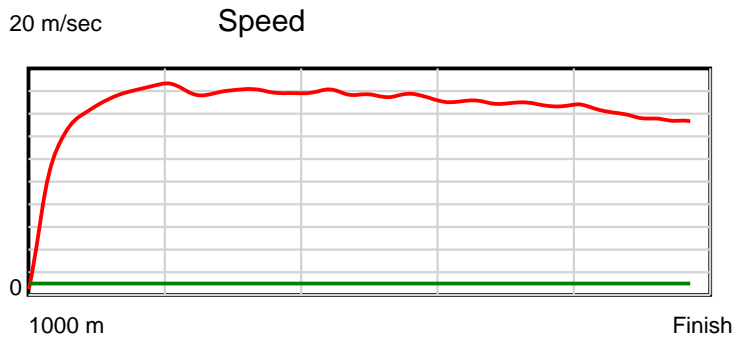
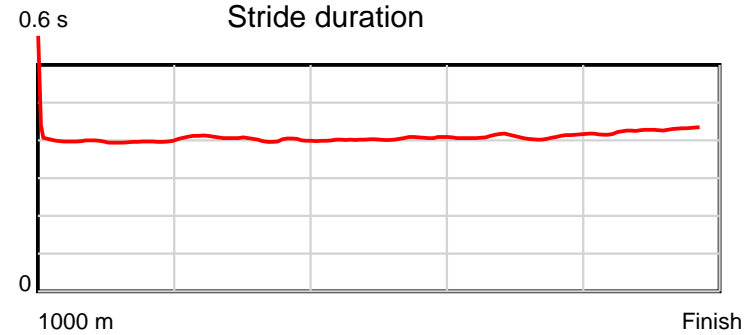
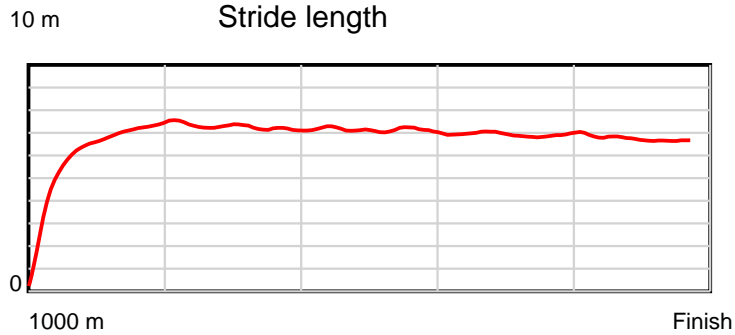
Disclaimer.

Tasracing Pty Ltd and Thoroughbred Ratings Pty Ltd accepts no responsibility for the completeness or accuracy of any of the information contained herein, and makes no representations about its suitability for any particular purpose. Users should make their own judgements about those matters and/or seek independent advice. You assume all risks associated with use of the data provided on this page.

Race Results

June 01, 2014, Race 4, BM68, Distance 1000m, Spreyton - Offset 0m

Result	TAB no.	Horse (Barrier)	1000 to	800m to	600m to	400m to	200m to	Total or	Margin
5th	6	Overproof (2)	800m	600m	400m	200m	WP	Average	
		Position in running (margin)	-	6(4.8)	6(7.0)	6(4.6)	6(5.1)		4.90
		Sectional time (s)	13.69	10.91	11.15	11.63	12.38		
		Cumulative time (s)	59.76	46.07	35.16	24.01	12.38	0:59.76	
		Speed (m/s)	14.61	18.33	17.94	17.20	16.16	16.73	
		Stride length (m)	5.84	7.43	7.22	7.03	6.88	6.83	
		Stride duration (s)	0.403	0.405	0.403	0.409	0.426	0.408	
		Stride efficiency (%)	53.23	86.27	81.47	77.33	74.02	72.93	
		Stride count	34.27	26.92	27.70	28.43	29.06	146.38	



Note: Horizontal distance axis grid lines are 200m furlongs.

Disclaimer.

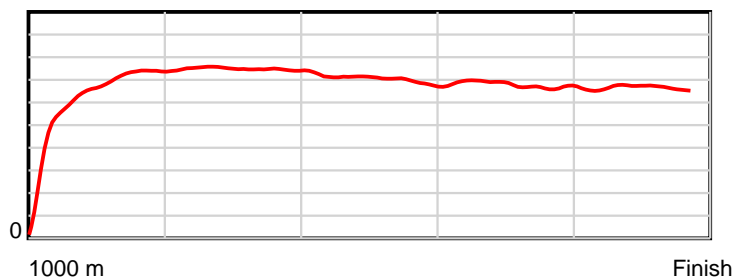
Tasracing Pty Ltd and Thoroughbred Ratings Pty Ltd accepts no responsibility for the completeness or accuracy of any of the information contained herein, and makes no representations about its suitability for any particular purpose. Users should make their own judgements about those matters and/or seek independent advice. You assume all risks associated with use of the data provided on this page.

Race Results

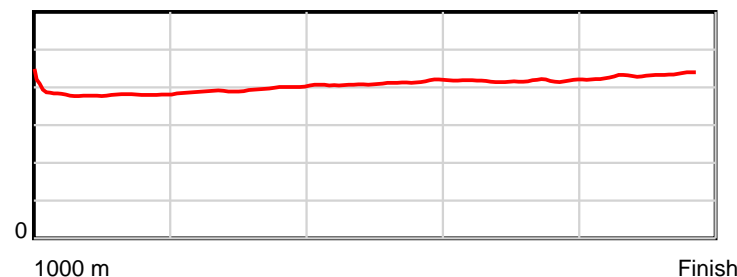
June 01, 2014, Race 4, BM68, Distance 1000m, Spreyton - Offset 0m

Result	TAB no.	Horse (Barrier)	1000 to	800m to	600m to	400m to	200m to	Total or	Margin
6th	8	Bring Me Sunsh... (4)	800m	600m	400m	200m	WP	Average	
		Position in running (margin)	-	3(1.7)	1(0.0)	2(0.1)	5(2.5)		5.10
		Sectional time (s)	13.34	10.25	11.57	11.96	12.66		
		Cumulative time (s)	59.79	46.45	36.20	24.62	12.66	0:59.79	
		Speed (m/s)	14.99	19.51	17.29	16.72	15.80	16.72	
		Stride length (m)	5.85	7.67	7.10	6.97	6.80	6.83	
		Stride duration (s)	0.388	0.393	0.411	0.417	0.431	0.408	
		Stride efficiency (%)	53.47	91.98	78.87	75.98	72.34	72.82	
		Stride count	34.19	26.07	28.15	28.68	29.40	146.49	

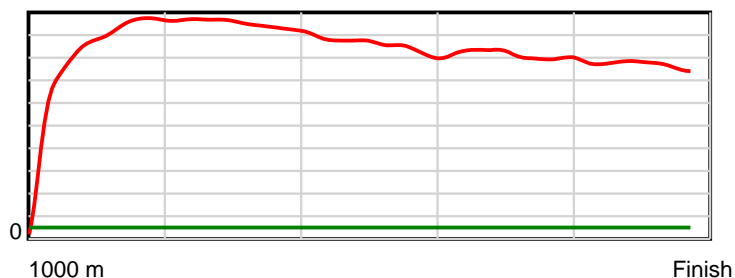
10 m Stride length



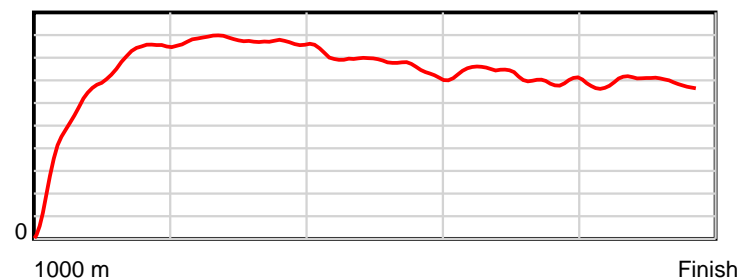
0.6 s Stride duration



20 m/sec Speed



100 % Stride efficiency



Note: Horizontal distance axis grid lines are 200m furlongs.

Disclaimer.

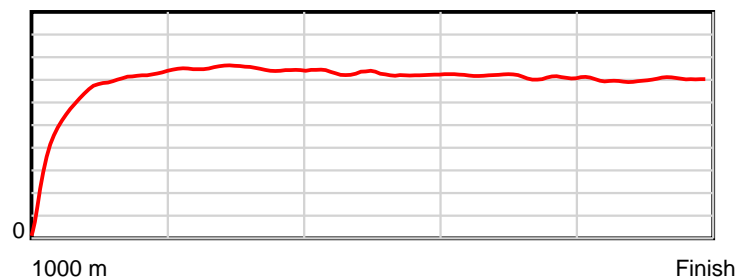
Tasracing Pty Ltd and Thoroughbred Ratings Pty Ltd accepts no responsibility for the completeness or accuracy of any of the information contained herein, and makes no representations about its suitability for any particular purpose. Users should make their own judgements about those matters and/or seek independent advice. You assume all risks associated with use of the data provided on this page.

Race Results

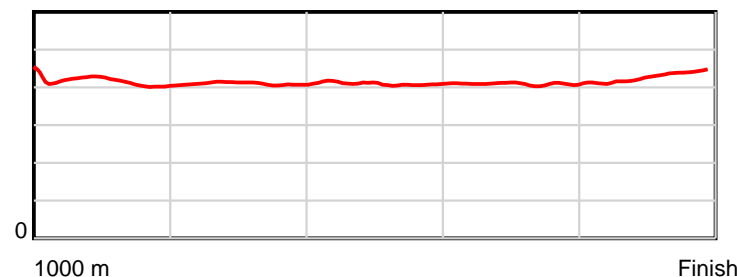
June 01, 2014, Race 4, BM68, Distance 1000m, Spreyton - Offset 0m

Result	TAB no.	Horse (Barrier)	1000 to	800m to	600m to	400m to	200m to	Total or	Margin
7th	1	Hell Strong (8)	800m	600m	400m	200m	WP	Average	
		Position in running (margin)	-	7(6.5)	7(8.7)	8(7.7)	7(6.8)		7.00
		Sectional time (s)	14.29	10.90	11.39	11.41	12.15		
		Cumulative time (s)	60.14	45.85	34.95	23.56	12.15	1:00.14	
		Speed (m/s)	13.99	18.35	17.56	17.53	16.46	16.63	
		Stride length (m)	5.75	7.52	7.18	7.16	7.07	6.88	
		Stride duration (s)	0.416	0.410	0.409	0.409	0.430	0.414	
		Stride efficiency (%)	51.67	88.31	80.60	80.17	78.21	73.88	
		Stride count	34.78	26.61	27.85	27.92	28.27	145.43	

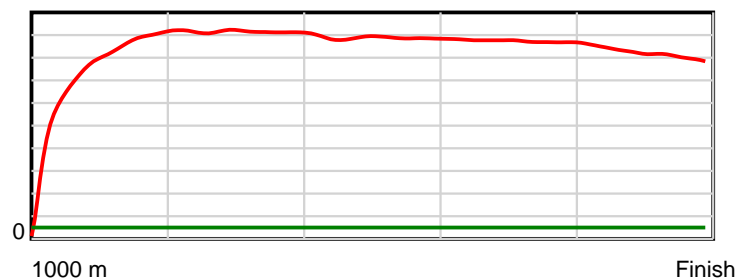
10 m Stride length



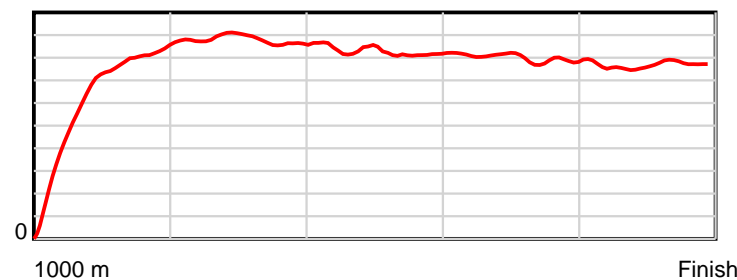
0.6 s Stride duration



20 m/sec Speed



100 % Stride efficiency



Note: Horizontal distance axis grid lines are 200m furlongs.

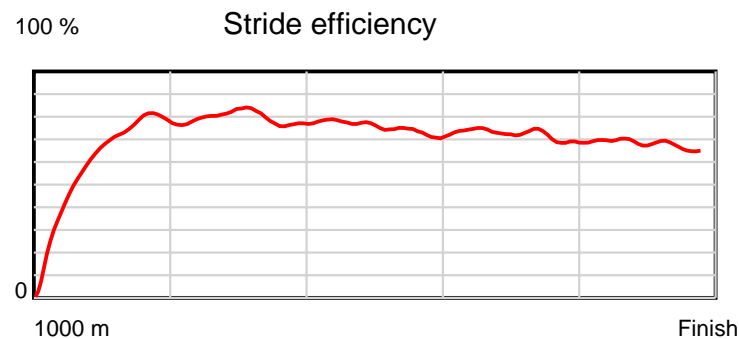
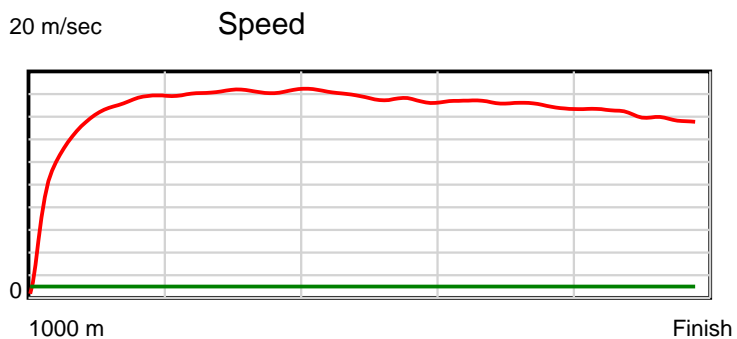
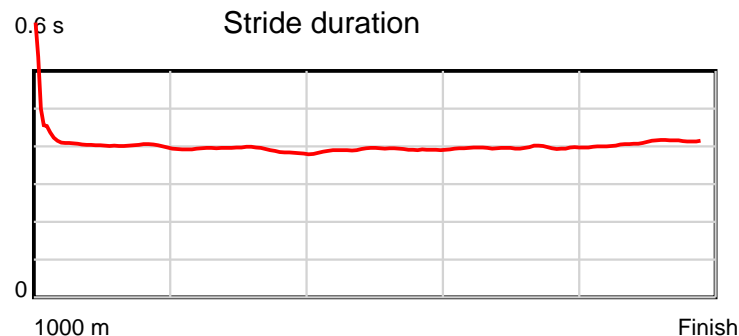
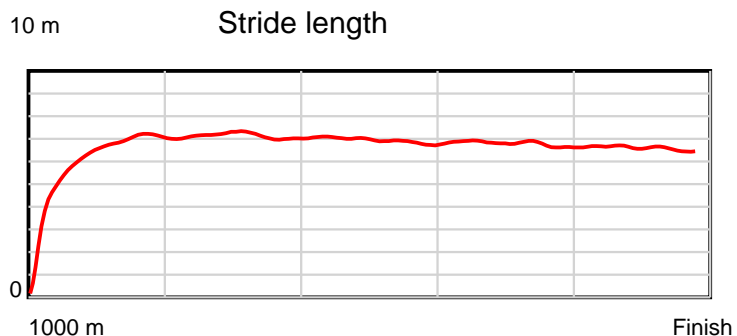
Disclaimer.

Tasracing Pty Ltd and Thoroughbred Ratings Pty Ltd accepts no responsibility for the completeness or accuracy of any of the information contained herein, and makes no representations about its suitability for any particular purpose. Users should make their own judgements about those matters and/or seek independent advice. You assume all risks associated with use of the data provided on this page.

Race Results

June 01, 2014, Race 4, BM68, Distance 1000m, Spreyton - Offset 0m

Result	TAB no.	Horse (Barrier)	1000 to	800m to	600m to	400m to	200m to	Total or	Margin
8th	7	Magestic Impul... (3)	800m	600m	400m	200m	WP	Average	
		Position in running (margin)	-	8(8.0)	8(9.6)	7(6.9)	8(6.9)		7.90
		Sectional time (s)	14.49	10.82	11.10	11.56	12.34		
		Cumulative time (s)	60.31	45.82	35.00	23.90	12.34	1:00.31	
		Speed (m/s)	13.80	18.48	18.02	17.30	16.21	16.58	
		Stride length (m)	5.81	7.24	7.03	6.85	6.63	6.67	
		Stride duration (s)	0.416	0.391	0.390	0.396	0.409	0.402	
		Stride efficiency (%)	52.66	81.84	77.23	73.43	68.71	69.56	
		Stride count	34.45	27.64	28.45	29.18	30.16	149.88	



Note: Horizontal distance axis grid lines are 200m furlongs.

Disclaimer.

Tasracing Pty Ltd and Thoroughbred Ratings Pty Ltd accepts no responsibility for the completeness or accuracy of any of the information contained herein, and makes no representations about its suitability for any particular purpose. Users should make their own judgements about those matters and/or seek independent advice. You assume all risks associated with use of the data provided on this page.