



Race Results

Devonport Racing Club, Devonport Synthetic, June 01, 2014

Compilation date: June 2, 2014, 12:11:56 PM (EST)

Copyright © 2014 Tasracing Pty Ltd. All rights reserved.

Trademarks.

StrideMASTER is a registered trademark of Thoroughbred Ratings Pty Ltd.

Disclaimer.

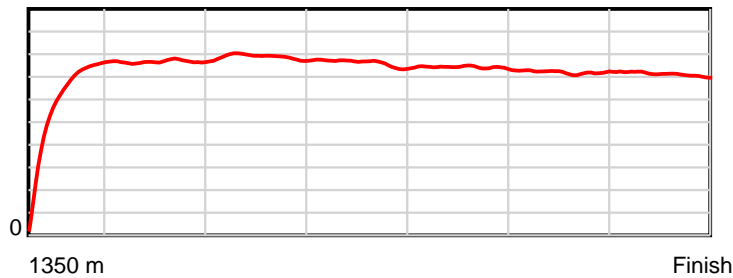
Tasracing Pty Ltd and Thoroughbred Ratings Pty Ltd accepts no responsibility for the completeness or accuracy of any of the information contained herein, and makes no representations about its suitability for any particular purpose. Users should make their own judgements about those matters and/or seek independent advice. You assume all risks associated with use of the data provided on this page.

Race Results

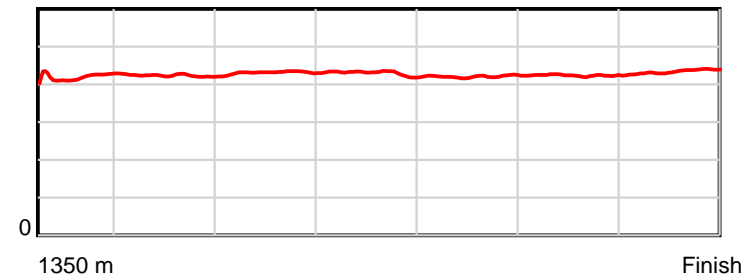
June 01, 2014, Race 6, BM78, Distance 1350m, Spreyton - Offset 0m

Result	TAB no.	Horse (Barrier)	1350 to	1200m to	1000m to	800m to	600m to	400m to	200m to	Total or	Margin
1st	3	Crystal Reef (6)	1200m	1000m	800m	600m	400m	200m	WP	Average	
		Position in running (margin)	-	1(0.0)	1(0.0)	1(0.0)	1(0.0)	1(0.0)	1(0.0)		0.00
		Sectional time (s)	10.83	11.01	11.07	11.51	11.78	11.93	12.58		
		Cumulative time (s)	80.72	69.89	58.88	47.81	36.29	24.51	12.58	1:20.72	
		Speed (m/s)	13.85	18.17	18.07	17.38	16.98	16.76	15.90	16.72	
		Stride length (m)	5.77	7.68	7.80	7.45	7.14	7.10	6.92	7.12	
		Stride duration (s)	0.417	0.422	0.432	0.429	0.421	0.423	0.435	0.426	
		Stride efficiency (%)	52.05	92.08	94.96	86.84	79.74	78.68	74.91	79.22	
		Stride count	25.99	26.05	25.66	26.83	28.00	28.19	28.89	189.61	

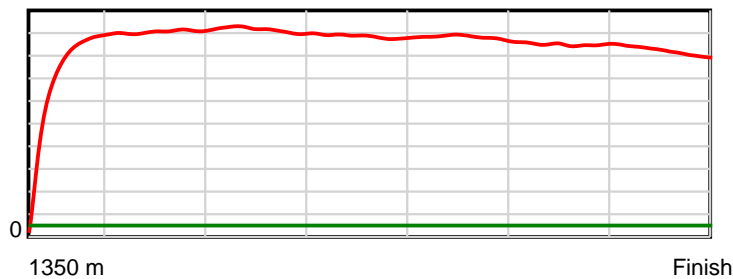
10 m Stride length



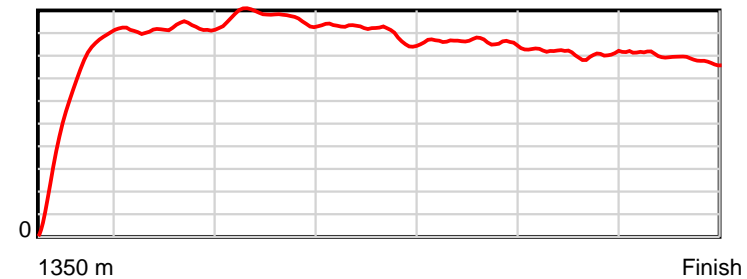
0.6 s Stride duration



20 m/sec Speed



100 % Stride efficiency



Note: Horizontal distance axis grid lines are 200m furlongs.

Disclaimer.

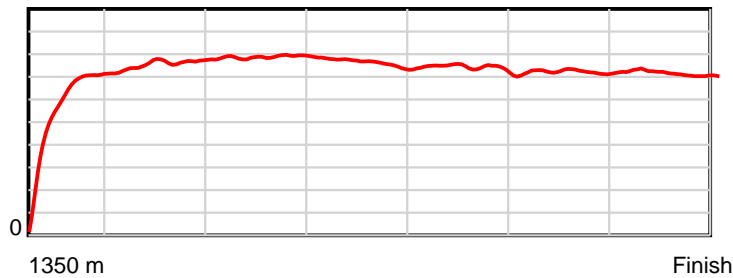
Tasracing Pty Ltd and Thoroughbred Ratings Pty Ltd accepts no responsibility for the completeness or accuracy of any of the information contained herein, and makes no representations about its suitability for any particular purpose. Users should make their own judgements about those matters and/or seek independent advice. You assume all risks associated with use of the data provided on this page.

Race Results

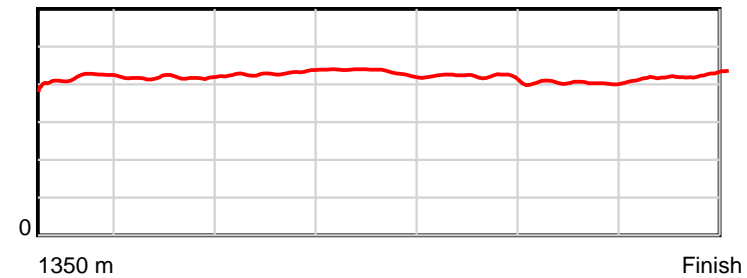
June 01, 2014, Race 6, BM78, Distance 1350m, Spreyton - Offset 0m

Result	TAB no.	Horse (Barrier)	1350 to	1200m to	1000m to	800m to	600m to	400m to	200m to	Total or	Margin
2nd	6	Another Concer... (4)	1200m	1000m	800m	600m	400m	200m	WP	Average	
		Position in running (margin)	-	5(3.9)	4(3.8)	5(3.8)	5(4.8)	5(5.6)	4(3.2)		1.00
		Sectional time (s)	11.56	10.99	11.09	11.67	11.91	11.53	12.15		
		Cumulative time (s)	80.90	69.34	58.36	47.27	35.60	23.68	12.15	1:20.90	
		Speed (m/s)	12.98	18.20	18.03	17.14	16.79	17.35	16.46	16.69	
		Stride length (m)	5.37	7.58	7.73	7.41	7.04	7.00	6.98	7.00	
		Stride duration (s)	0.415	0.417	0.428	0.433	0.419	0.404	0.424	0.420	
		Stride efficiency (%)	45.07	89.88	93.31	85.85	77.37	76.67	76.04	76.62	
		Stride count	27.93	26.37	25.88	26.98	28.42	28.55	28.67	192.80	

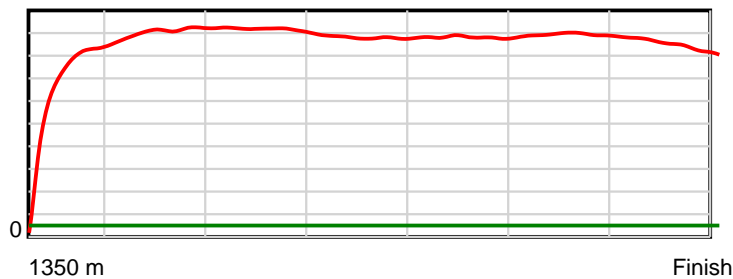
10 m Stride length



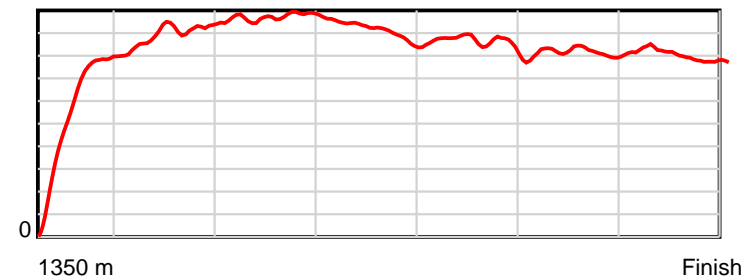
0.6 s Stride duration



20 m/sec Speed



100 % Stride efficiency



Note: Horizontal distance axis grid lines are 200m furlongs.

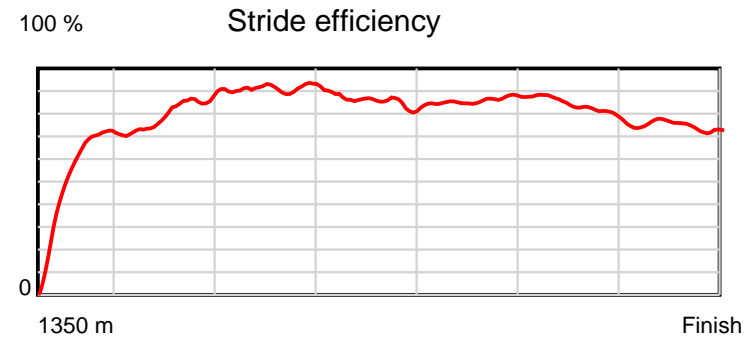
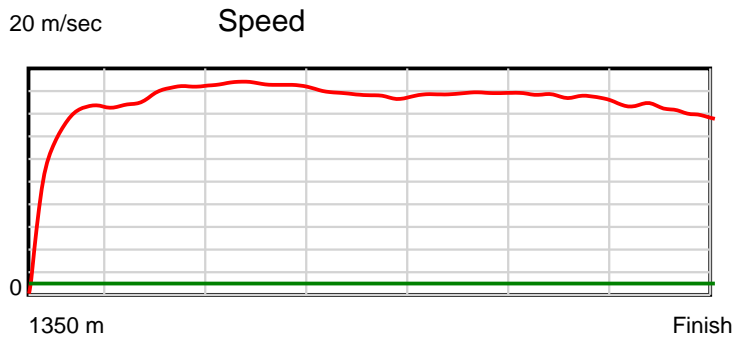
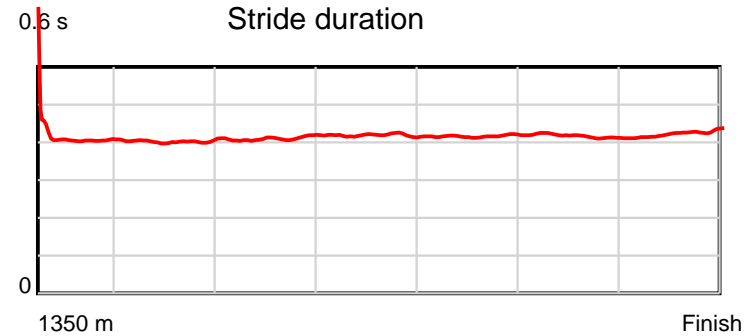
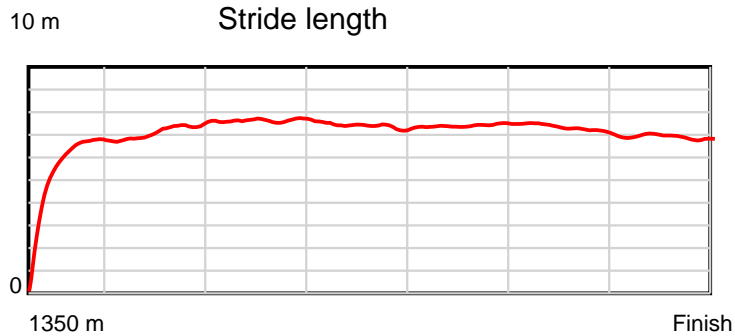
Disclaimer.

Tasracing Pty Ltd and Thoroughbred Ratings Pty Ltd accepts no responsibility for the completeness or accuracy of any of the information contained herein, and makes no representations about its suitability for any particular purpose. Users should make their own judgements about those matters and/or seek independent advice. You assume all risks associated with use of the data provided on this page.

Race Results

June 01, 2014, Race 6, BM78, Distance 1350m, Spreyton - Offset 0m

Result	TAB no.	Horse (Barrier)	1350 to	1200m to	1000m to	800m to	600m to	400m to	200m to	Total or	Margin
3rd	4	Alarmist (2)	1200m	1000m	800m	600m	400m	200m	WP	Average	
		Position in running (margin)	-	6(4.3)	7(6.3)	6(5.1)	6(5.6)	4(5.3)	3(3.1)		3.00
		Sectional time (s)	11.60	11.33	10.87	11.59	11.74	11.56	12.57		
		Cumulative time (s)	81.26	69.66	58.33	47.46	35.87	24.13	12.57	1:21.26	
		Speed (m/s)	12.93	17.65	18.40	17.26	17.04	17.30	15.91	16.61	
		Stride length (m)	5.50	7.09	7.52	7.21	7.10	7.20	6.76	6.91	
		Stride duration (s)	0.413	0.402	0.409	0.418	0.417	0.416	0.425	0.416	
		Stride efficiency (%)	47.20	78.61	88.41	81.34	78.67	81.06	71.44	74.64	
		Stride count	27.29	28.20	26.59	27.72	28.19	27.77	29.58	195.34	



Note: Horizontal distance axis grid lines are 200m furlongs.

Disclaimer.

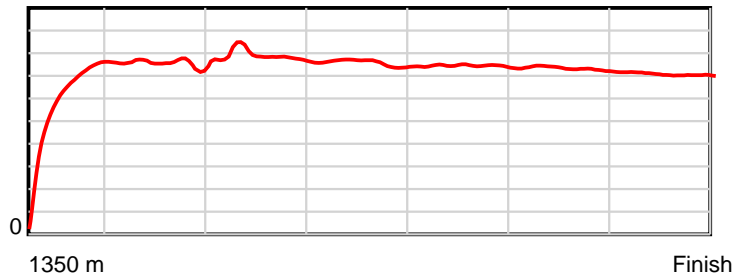
Tasracing Pty Ltd and Thoroughbred Ratings Pty Ltd accepts no responsibility for the completeness or accuracy of any of the information contained herein, and makes no representations about its suitability for any particular purpose. Users should make their own judgements about those matters and/or seek independent advice. You assume all risks associated with use of the data provided on this page.

Race Results

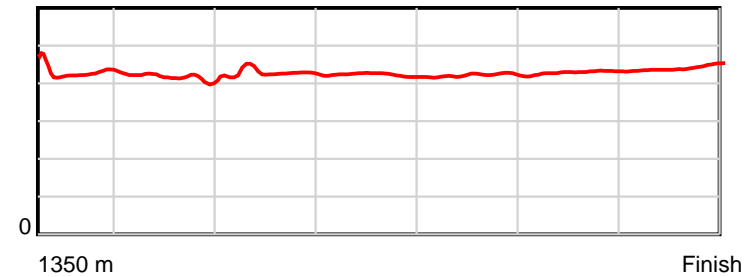
June 01, 2014, Race 6, BM78, Distance 1350m, Spreyton - Offset 0m

Result	TAB no.	Horse (Barrier)	1350 to	1200m to	1000m to	800m to	600m to	400m to	200m to	Total or	Margin
4th	1	Makes Cents (3)	1200m	1000m	800m	600m	400m	200m	WP	Average	
		Position in running (margin)	-	3(2.0)	3(3.1)	3(2.7)	3(2.8)	2(2.5)	2(2.4)		4.10
		Sectional time (s)	11.30	11.20	10.99	11.54	11.73	11.92	12.79		
		Cumulative time (s)	81.46	70.16	58.97	47.97	36.43	24.71	12.79	1:21.45	
		Speed (m/s)	13.27	17.86	18.20	17.33	17.05	16.78	15.64	16.57	
		Stride length (m)	5.68	7.29	7.63	7.33	7.19	7.22	6.92	7.04	
		Stride duration (s)	0.427	0.408	0.420	0.423	0.421	0.430	0.442	0.425	
		Stride efficiency (%)	50.40	83.01	91.06	83.89	80.69	81.42	74.84	77.42	
		Stride count	26.41	27.44	26.20	27.30	27.83	27.71	28.90	191.79	

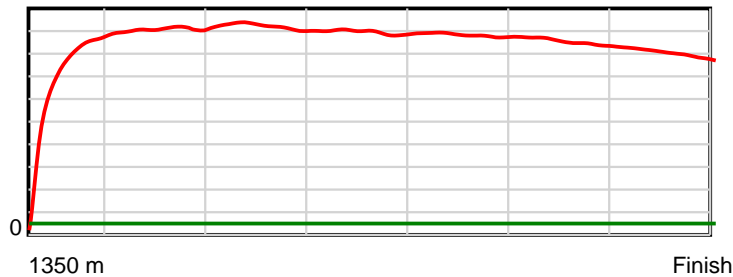
10 m Stride length



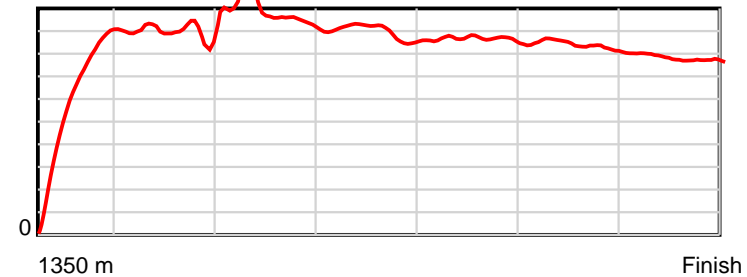
0.6 s Stride duration



20 m/sec Speed



100 % Stride efficiency



Note: Horizontal distance axis grid lines are 200m furlongs.

Disclaimer.

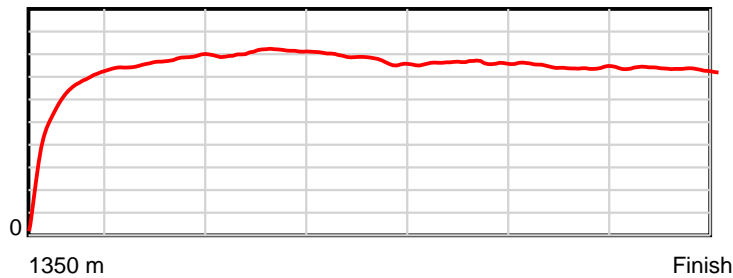
Tasracing Pty Ltd and Thoroughbred Ratings Pty Ltd accepts no responsibility for the completeness or accuracy of any of the information contained herein, and makes no representations about its suitability for any particular purpose. Users should make their own judgements about those matters and/or seek independent advice. You assume all risks associated with use of the data provided on this page.

Race Results

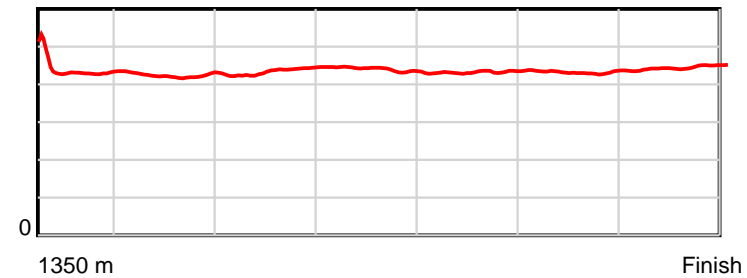
June 01, 2014, Race 6, BM78, Distance 1350m, Spreyton - Offset 0m

Result	TAB no.	Horse (Barrier)	1350 to	1200m to	1000m to	800m to	600m to	400m to	200m to	Total or	Margin
5th	7	Blacko (7)	1200m	1000m	800m	600m	400m	200m	WP	Average	
		Position in running (margin)	-	7(4.9)	6(6.2)	7(5.1)	7(6.1)	7(6.8)	7(7.0)		5.90
		Sectional time (s)	11.74	11.22	10.90	11.68	11.89	11.97	12.39		
		Cumulative time (s)	81.79	70.05	58.83	47.94	36.25	24.36	12.39	1:21.79	
		Speed (m/s)	12.77	17.83	18.35	17.12	16.82	16.71	16.14	16.51	
		Stride length (m)	5.61	7.56	7.96	7.51	7.28	7.22	7.20	7.19	
		Stride duration (s)	0.440	0.424	0.434	0.439	0.433	0.432	0.446	0.435	
		Stride efficiency (%)	49.26	89.31	99.09	88.19	82.74	81.43	80.98	80.67	
		Stride count	26.72	26.45	25.12	26.62	27.49	27.71	27.78	187.89	

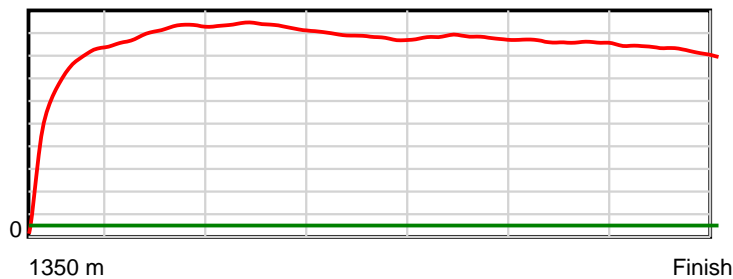
10 m Stride length



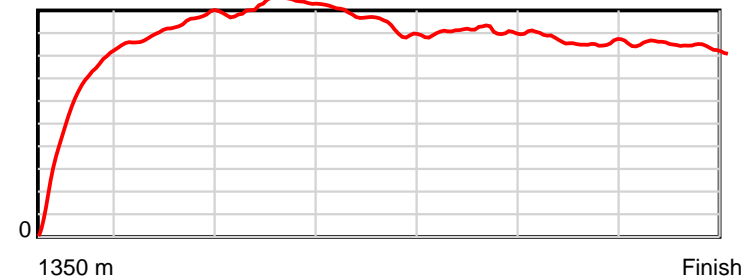
0.6 s Stride duration



20 m/sec Speed



100 % Stride efficiency



Note: Horizontal distance axis grid lines are 200m furlongs.

Disclaimer.

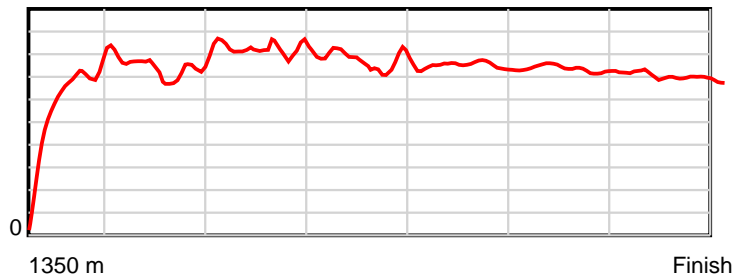
Tasracing Pty Ltd and Thoroughbred Ratings Pty Ltd accepts no responsibility for the completeness or accuracy of any of the information contained herein, and makes no representations about its suitability for any particular purpose. Users should make their own judgements about those matters and/or seek independent advice. You assume all risks associated with use of the data provided on this page.

Race Results

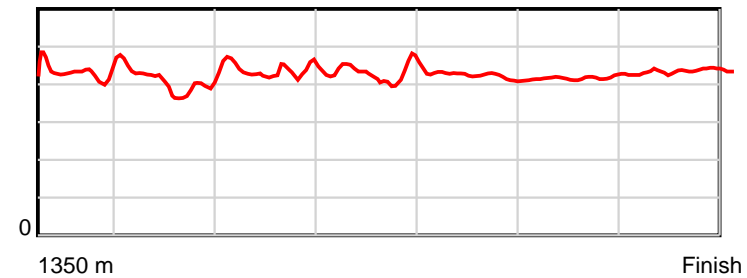
June 01, 2014, Race 6, BM78, Distance 1350m, Spreyton - Offset 0m

Result	TAB no.	Horse (Barrier)	1350 to	1200m to	1000m to	800m to	600m to	400m to	200m to	Total or	Margin
6th	2	Pengalas Gee G... (5)	1200m	1000m	800m	600m	400m	200m	WP	Average	
		Position in running (margin)	-	4(3.7)	5(5.5)	4(2.7)	4(3.2)	6(5.6)	6(4.8)		6.00
		Sectional time (s)	11.60	11.31	10.60	11.59	12.19	11.80	12.72		
		Cumulative time (s)	81.81	70.21	58.90	48.30	36.71	24.52	12.72	1:21.81	
		Speed (m/s)	12.93	17.68	18.87	17.26	16.41	16.95	15.72	16.50	
		Stride length (m)	5.64	7.05	7.53	7.00	6.91	7.10	6.81	6.87	
		Stride duration (s)	0.434	0.399	0.399	0.405	0.421	0.419	0.433	0.416	
		Stride efficiency (%)	49.69	77.65	88.67	76.46	74.66	78.67	72.55	73.69	
		Stride count	26.60	28.37	26.55	28.59	28.94	29.35	29.35	196.59	

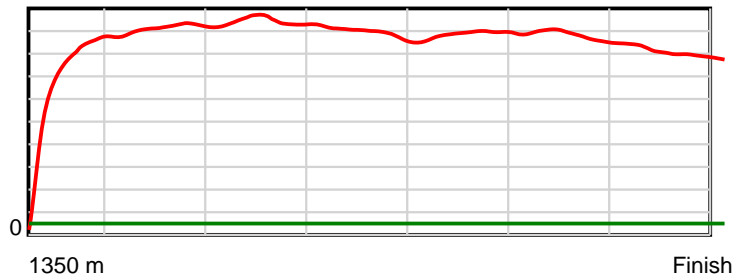
10 m Stride length



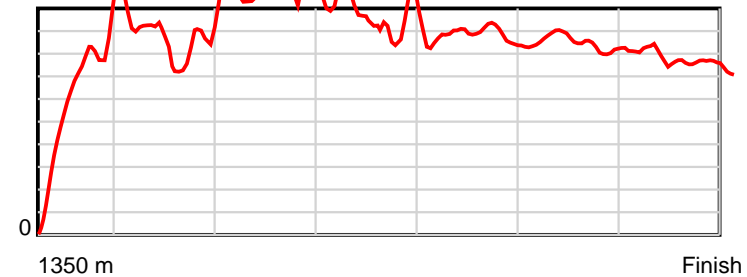
0.6 s Stride duration



20 m/sec Speed



100 % Stride efficiency



Note: Horizontal distance axis grid lines are 200m furlongs.

Disclaimer.

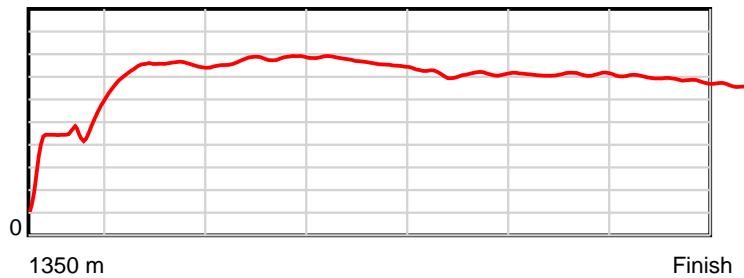
Tasracing Pty Ltd and Thoroughbred Ratings Pty Ltd accepts no responsibility for the completeness or accuracy of any of the information contained herein, and makes no representations about its suitability for any particular purpose. Users should make their own judgements about those matters and/or seek independent advice. You assume all risks associated with use of the data provided on this page.

Race Results

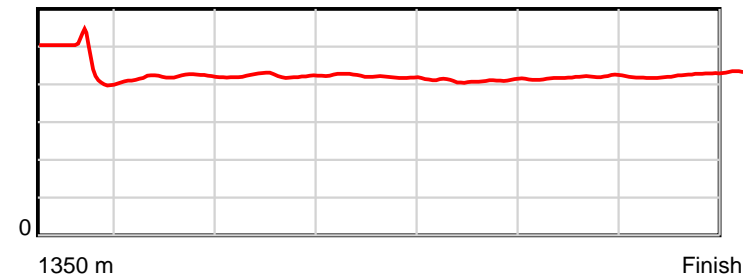
June 01, 2014, Race 6, BM78, Distance 1350m, Spreyton - Offset 0m

Result	TAB no.	Horse (Barrier)	1350 to	1200m to	1000m to	800m to	600m to	400m to	200m to	Total or	Margin
7th	8	Dangerous Geeg... (1)	1200m	1000m	800m	600m	400m	200m	WP	Average	
		Position in running (margin)	-	2(0.8)	2(1.9)	2(0.3)	2(1.5)	3(3.6)	5(3.2)		6.70
		Sectional time (s)	11.08	11.19	10.81	11.72	12.13	11.87	13.13		
		Cumulative time (s)	81.94	70.86	59.67	48.85	37.13	25.01	13.13	1:21.94	
		Speed (m/s)	13.54	17.87	18.50	17.06	16.49	16.85	15.23	16.48	
		Stride length (m)	3.52	7.55	7.83	7.07	6.81	7.06	6.57	6.40	
		Stride duration (s)	0.459	0.422	0.423	0.414	0.413	0.419	0.432	0.388	
		Stride efficiency (%)	19.33	89.06	95.79	78.17	72.57	77.98	67.50	63.94	
		Stride count	42.65	26.49	25.54	28.28	29.35	28.31	30.43	211.05	

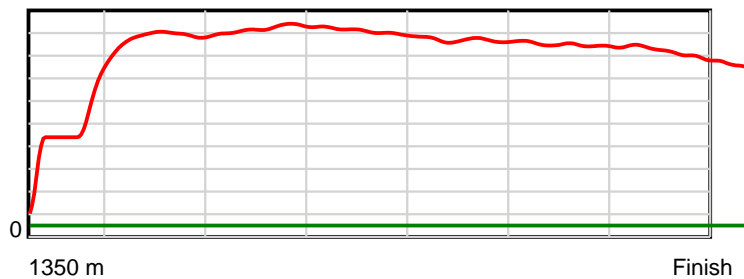
10 m Stride length



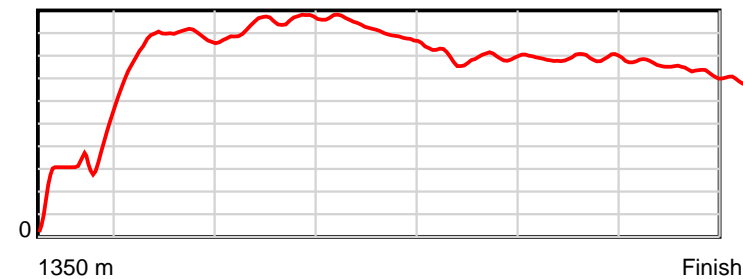
0.6 s Stride duration



20 m/sec Speed



100 % Stride efficiency



Note: Horizontal distance axis grid lines are 200m furlongs.

Disclaimer.

Tasracing Pty Ltd and Thoroughbred Ratings Pty Ltd accepts no responsibility for the completeness or accuracy of any of the information contained herein, and makes no representations about its suitability for any particular purpose. Users should make their own judgements about those matters and/or seek independent advice. You assume all risks associated with use of the data provided on this page.