



Race Results

Tasmanian Racing Club, Hobart, June 08, 2014

Compilation date: June 10, 2014, 3:51:30 PM (EST)

Copyright © 2014 Tasracing Pty Ltd. All rights reserved.

Trademarks.

StrideMASTER is a registered trademark of Thoroughbred Ratings Pty Ltd.

Disclaimer.

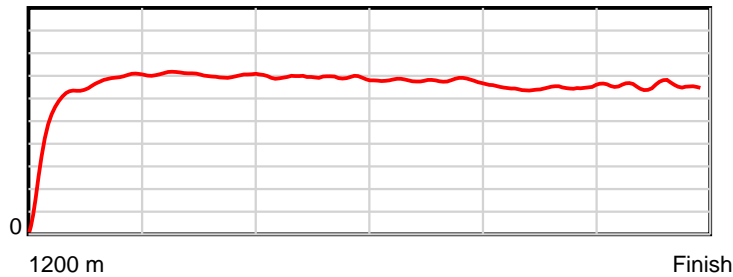
Tasracing Pty Ltd and Thoroughbred Ratings Pty Ltd accepts no responsibility for the completeness or accuracy of any of the information contained herein, and makes no representations about its suitability for any particular purpose. Users should make their own judgements about those matters and/or seek independent advice. You assume all risks associated with use of the data provided on this page.

Race Results

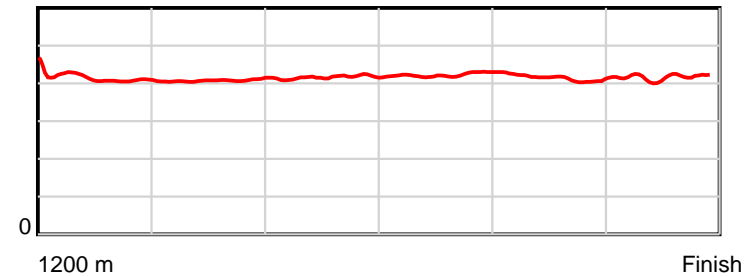
June 08, 2014, Race 2, 2UP MDN-SW, Distance 1200m, Elwick Course Proper - Offset 6m

Result	TAB no.	Horse (Barrier)	1200 to	1000m to	800m to	600m to	400m to	200m to	Total or	Margin
1st	12	Sparkling Moon (1)	1000m	800m	600m	400m	200m	WP	Average	
		Position in running (margin)	-	8(4.1)	8(3.8)	7(3.5)	5(3.4)	2(1.4)		0.00
		Sectional time (s)	15.14	11.32	11.93	12.31	12.69	12.78		
		Cumulative time (s)	76.17	61.03	49.71	37.78	25.47	12.78	1:16.17	
		Speed (m/s)	13.21	17.67	16.76	16.25	15.76	15.65	15.75	
		Stride length (m)	5.52	7.19	6.96	6.87	6.53	6.53	6.55	
		Stride duration (s)	0.416	0.407	0.415	0.423	0.414	0.417	0.416	
		Stride efficiency (%)	47.55	80.84	75.68	73.75	66.71	66.59	67.07	
		Stride count	36.26	27.81	28.74	29.11	30.61	30.64	183.17	

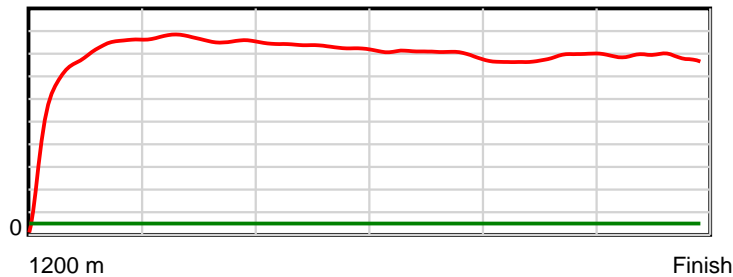
10 m Stride length



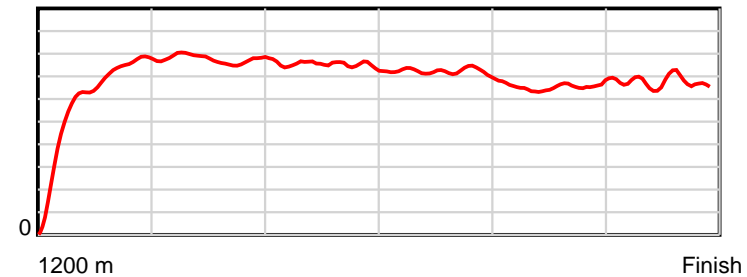
0.6 s Stride duration



20 m/sec Speed



100 % Stride efficiency



Note: Horizontal distance axis grid lines are 200m furlongs.

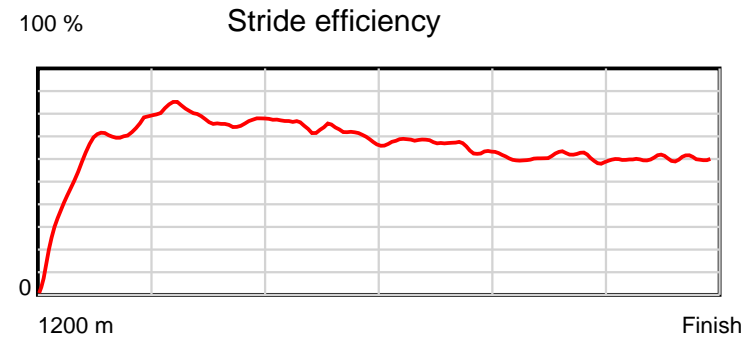
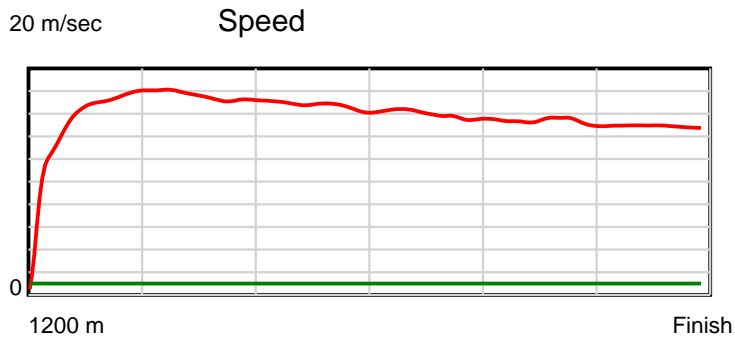
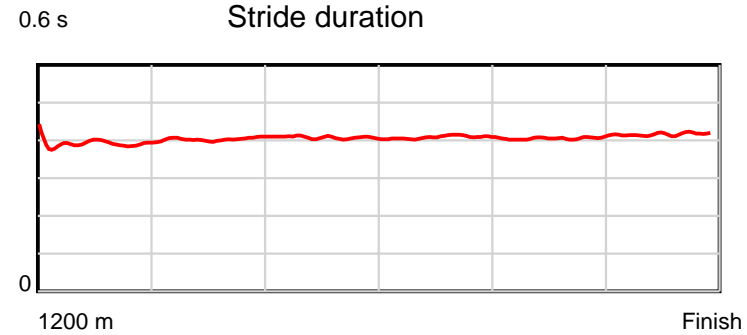
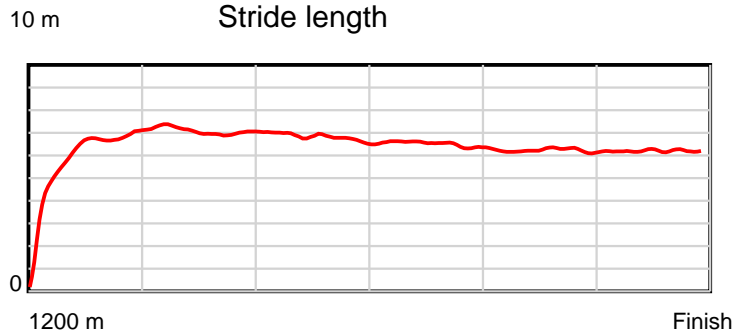
Disclaimer.

Tasracing Pty Ltd and Thoroughbred Ratings Pty Ltd accepts no responsibility for the completeness or accuracy of any of the information contained herein, and makes no representations about its suitability for any particular purpose. Users should make their own judgements about those matters and/or seek independent advice. You assume all risks associated with use of the data provided on this page.

Race Results

June 08, 2014, Race 2, 2UP MDN-SW, Distance 1200m, Elwick Course Proper - Offset 6m

Result	TAB no.	Horse (Barrier)	1200 to	1000m to	800m to	600m to	400m to	200m to	Total or	Margin
2nd	5	Geegee's Clang (6)	1000m	800m	600m	400m	200m	WP	Average	
		Position in running (margin)	-	4(1.2)	2(0.2)	2(0.3)	1(0.0)	1(0.0)		2.30
		Sectional time (s)	14.77	11.20	11.99	12.28	13.02	13.35		
		Cumulative time (s)	76.61	61.84	50.64	38.64	26.36	13.35	1:16.61	
		Speed (m/s)	13.54	17.86	16.68	16.29	15.36	14.98	15.66	
		Stride length (m)	5.41	7.21	6.78	6.65	6.22	6.24	6.37	
		Stride duration (s)	0.393	0.404	0.407	0.408	0.405	0.416	0.406	
		Stride efficiency (%)	45.67	81.16	71.89	69.13	60.43	60.84	63.32	
		Stride count	37.00	27.75	29.49	30.07	32.16	32.05	188.52	



Note: Horizontal distance axis grid lines are 200m furlongs.

Disclaimer.

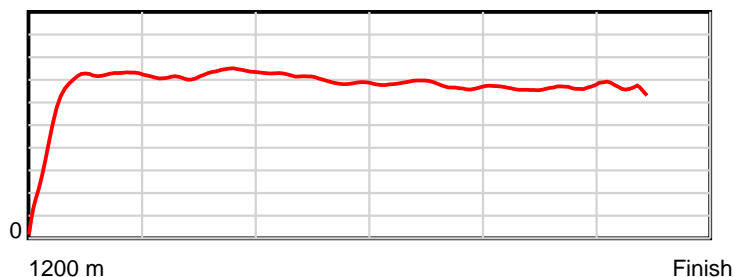
Tasracing Pty Ltd and Thoroughbred Ratings Pty Ltd accepts no responsibility for the completeness or accuracy of any of the information contained herein, and makes no representations about its suitability for any particular purpose. Users should make their own judgements about those matters and/or seek independent advice. You assume all risks associated with use of the data provided on this page.

Race Results

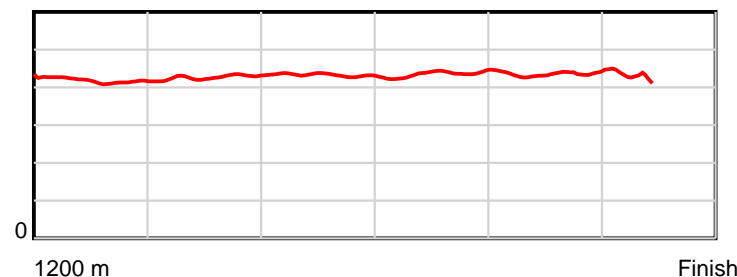
June 08, 2014, Race 2, 2UP MDN-SW, Distance 1200m, Elwick Course Proper - Offset 6m

Result	TAB no.	Horse (Barrier)	1200 to	1000m to	800m to	600m to	400m to	200m to	Total or	Margin
3rd	4	Frinja (2)	1000m	800m	600m	400m	200m	WP	Average	
		Position in running (margin)	-	11(16.2)	11(11.5)	8(5.6)	8(4.7)	6(4.5)		4.60
		Sectional time (s)	17.43	10.59	11.00	12.17	12.98	12.89		
		Cumulative time (s)	77.06	59.63	49.04	38.04	25.87	12.89	1:17.06	
		Speed (m/s)	11.48	18.89	18.18	16.43	15.41	15.52	15.57	
		Stride length (m)	5.83	7.95	7.89	7.08	6.72	6.62	6.94	
		Stride duration (s)	0.466	0.421	0.434	0.431	0.436	0.427	0.445	
		Stride efficiency (%)	53.18	98.73	97.31	78.32	70.49	68.44	75.16	
		Stride count	34.28	25.16	25.34	28.25	29.78	30.22	173.03	

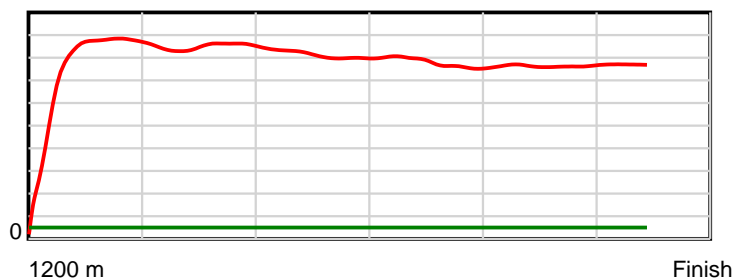
10 m Stride length



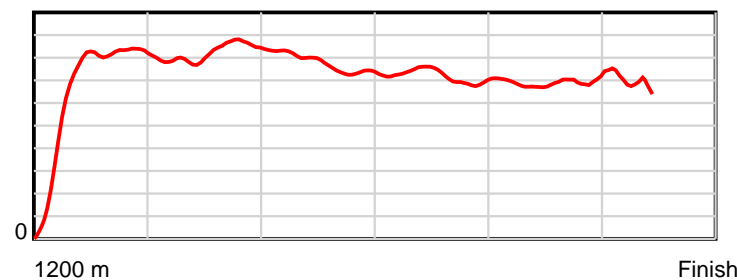
0.6 s Stride duration



20 m/sec Speed



100 % Stride efficiency



Note: Horizontal distance axis grid lines are 200m furlongs.

Disclaimer.

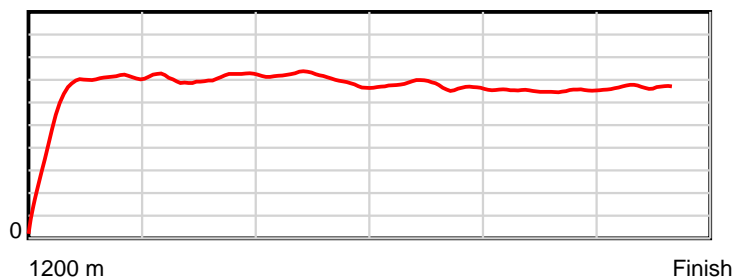
Tasracing Pty Ltd and Thoroughbred Ratings Pty Ltd accepts no responsibility for the completeness or accuracy of any of the information contained herein, and makes no representations about its suitability for any particular purpose. Users should make their own judgements about those matters and/or seek independent advice. You assume all risks associated with use of the data provided on this page.

Race Results

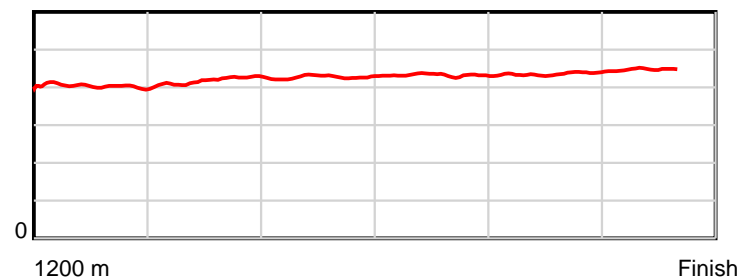
June 08, 2014, Race 2, 2UP MDN-SW, Distance 1200m, Elwick Course Proper - Offset 6m

Result	TAB no.	Horse (Barrier)	1200 to	1000m to	800m to	600m to	400m to	200m to	Total or	Margin
4th	7	Queen's Lad (3)	1000m	800m	600m	400m	200m	WP	Average	
		Position in running (margin)	-	3(1.2)	4(1.3)	3(0.7)	4(2.2)	4(2.4)		4.80
		Sectional time (s)	14.83	11.39	11.88	12.57	13.06	13.37		
		Cumulative time (s)	77.10	62.27	50.88	39.00	26.43	13.37	1:17.09	
		Speed (m/s)	13.49	17.56	16.84	15.91	15.31	14.96	15.57	
		Stride length (m)	5.54	7.22	7.17	6.86	6.63	6.66	6.63	
		Stride duration (s)	0.401	0.411	0.426	0.431	0.433	0.445	0.426	
		Stride efficiency (%)	48.00	81.36	80.37	73.55	68.78	69.25	68.66	
		Stride count	36.09	27.72	27.89	29.15	30.15	30.04	181.04	

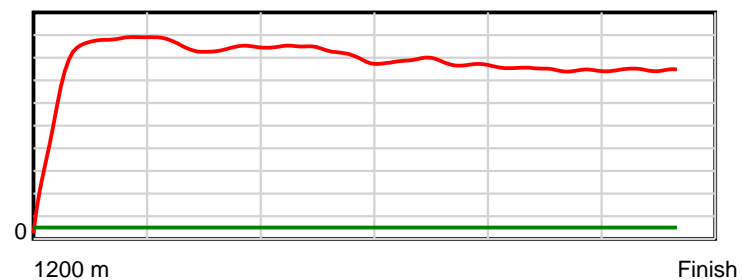
10 m Stride length



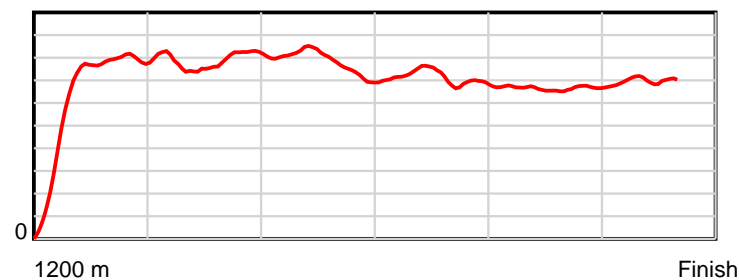
0.6 s Stride duration



20 m/sec Speed



100 % Stride efficiency



Note: Horizontal distance axis grid lines are 200m furlongs.

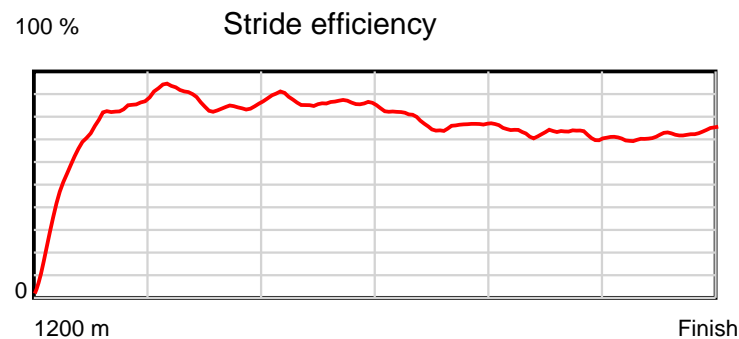
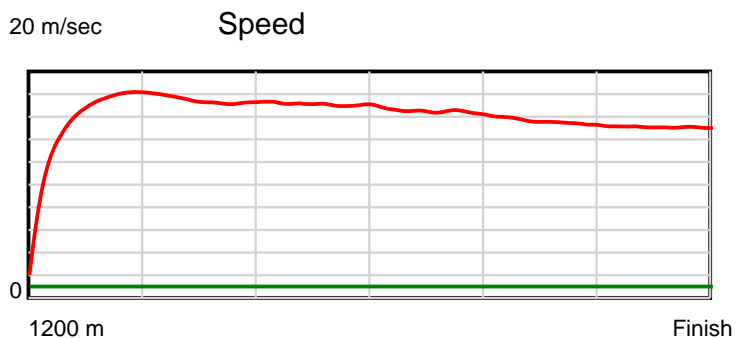
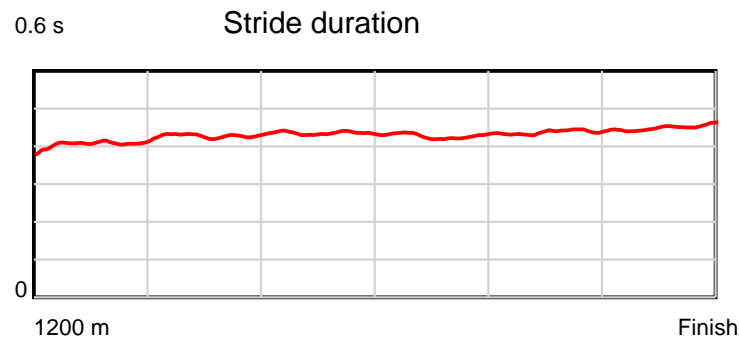
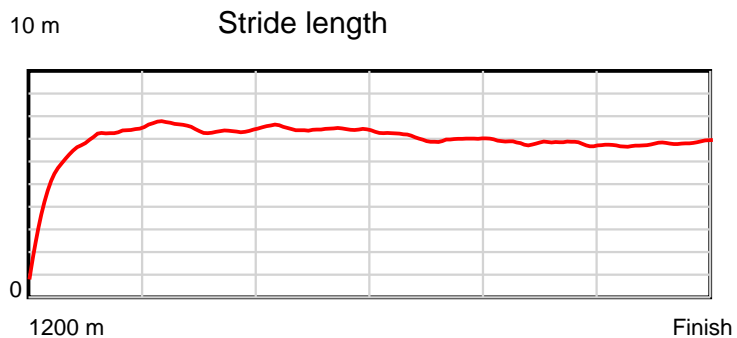
Disclaimer.

Tasracing Pty Ltd and Thoroughbred Ratings Pty Ltd accepts no responsibility for the completeness or accuracy of any of the information contained herein, and makes no representations about its suitability for any particular purpose. Users should make their own judgements about those matters and/or seek independent advice. You assume all risks associated with use of the data provided on this page.

Race Results

June 08, 2014, Race 2, 2UP MDN-SW, Distance 1200m, Elwick Course Proper - Offset 6m

Result	TAB no.	Horse (Barrier)	1200 to	1000m to	800m to	600m to	400m to	200m to	Total or	Margin
5th	2	Chips (5)	1000m	800m	600m	400m	200m	WP	Average	
		Position in running (margin)	-	1(0.0)	3(1.0)	4(0.8)	2(0.5)	3(1.5)		5.60
		Sectional time (s)	14.88	11.54	11.96	12.27	13.19	13.42		
		Cumulative time (s)	77.25	62.37	50.83	38.87	26.61	13.42	1:17.25	
		Speed (m/s)	13.44	17.33	16.72	16.30	15.16	14.90	15.53	
		Stride length (m)	5.54	7.43	7.26	6.98	6.63	6.72	6.70	
		Stride duration (s)	0.400	0.428	0.434	0.428	0.437	0.451	0.431	
		Stride efficiency (%)	48.04	86.17	82.29	76.11	68.68	70.49	70.10	
		Stride count	36.07	26.93	27.56	28.66	30.17	29.78	179.17	



Note: Horizontal distance axis grid lines are 200m furlongs.

Disclaimer.

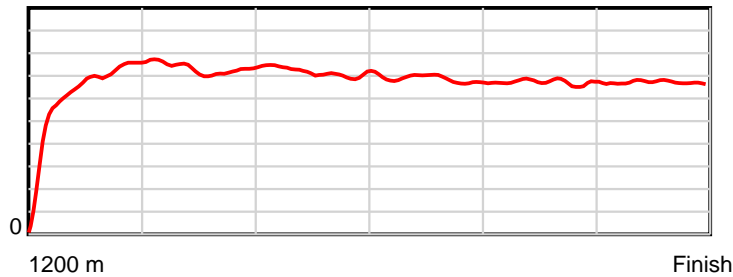
Tasracing Pty Ltd and Thoroughbred Ratings Pty Ltd accepts no responsibility for the completeness or accuracy of any of the information contained herein, and makes no representations about its suitability for any particular purpose. Users should make their own judgements about those matters and/or seek independent advice. You assume all risks associated with use of the data provided on this page.

Race Results

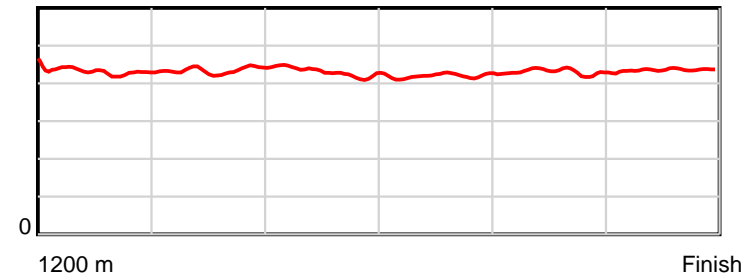
June 08, 2014, Race 2, 2UP MDN-SW, Distance 1200m, Elwick Course Proper - Offset 6m

Result	TAB no.	Horse (Barrier)	1200 to	1000m to	800m to	600m to	400m to	200m to	Total or	Margin
6th	1	Bachelor's Lif... (10)	1000m	800m	600m	400m	200m	WP	Average	
		Position in running (margin)	-	6(3.4)	9(6.0)	11(7.2)	10(7.1)	10(5.6)		6.10
		Sectional time (s)	15.34	11.80	12.19	12.31	12.76	12.94		
		Cumulative time (s)	77.35	62.01	50.21	38.02	25.70	12.94	1:17.34	
		Speed (m/s)	13.04	16.95	16.41	16.25	15.67	15.46	15.51	
		Stride length (m)	5.82	7.36	7.04	6.81	6.72	6.73	6.71	
		Stride duration (s)	0.436	0.434	0.429	0.419	0.429	0.436	0.433	
		Stride efficiency (%)	53.01	84.71	77.55	72.39	70.50	70.84	70.42	
		Stride count	34.34	27.16	28.39	29.39	29.78	29.70	178.76	

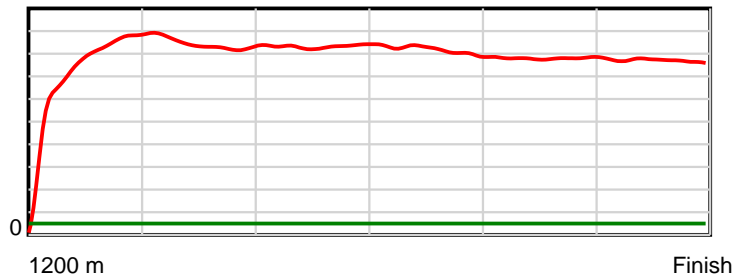
10 m Stride length



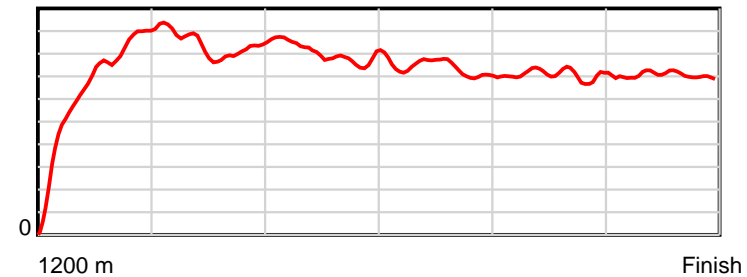
0.6 s Stride duration



20 m/sec Speed



100 % Stride efficiency



Note: Horizontal distance axis grid lines are 200m furlongs.

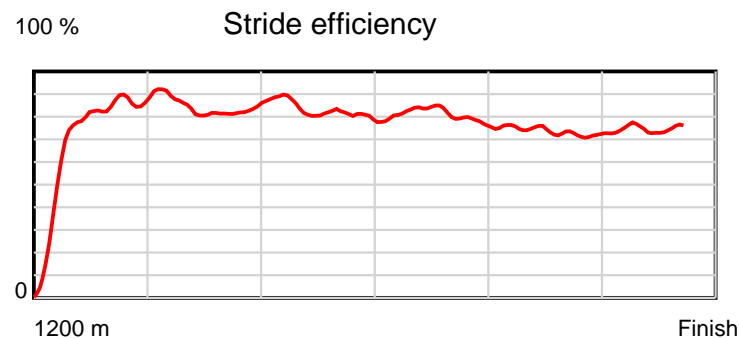
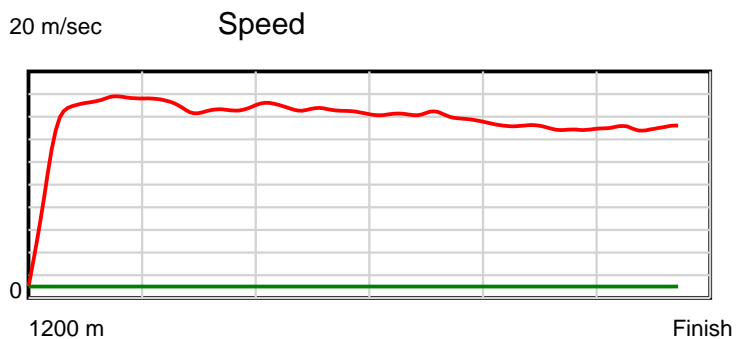
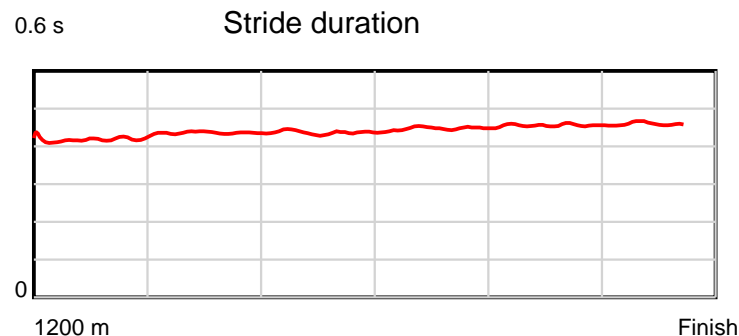
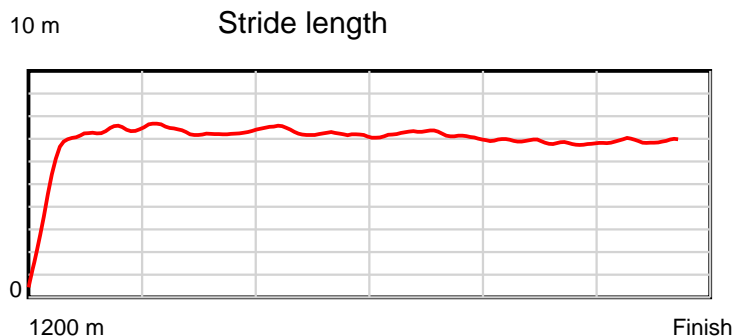
Disclaimer.

Tasracing Pty Ltd and Thoroughbred Ratings Pty Ltd accepts no responsibility for the completeness or accuracy of any of the information contained herein, and makes no representations about its suitability for any particular purpose. Users should make their own judgements about those matters and/or seek independent advice. You assume all risks associated with use of the data provided on this page.

Race Results

June 08, 2014, Race 2, 2UP MDN-SW, Distance 1200m, Elwick Course Proper - Offset 6m

Result	TAB no.	Horse (Barrier)	1200 to	1000m to	800m to	600m to	400m to	200m to	Total or	Margin
7th	3	Flying Stevie (7)	1000m	800m	600m	400m	200m	WP	Average	
		Position in running (margin)	-	7(3.4)	7(3.8)	6(3.3)	6(3.6)	7(4.6)		6.20
		Sectional time (s)	15.25	11.43	11.91	12.36	13.19	13.22		
		Cumulative time (s)	77.37	62.12	50.68	38.77	26.41	13.22	1:17.37	
		Speed (m/s)	13.12	17.50	16.79	16.18	15.16	15.13	15.51	
		Stride length (m)	5.63	7.55	7.30	7.20	6.87	6.93	6.85	
		Stride duration (s)	0.421	0.431	0.435	0.445	0.453	0.458	0.442	
		Stride efficiency (%)	49.47	88.98	83.38	80.93	73.85	75.02	73.33	
		Stride count	35.55	26.50	27.38	27.79	29.09	28.86	175.17	



Note: Horizontal distance axis grid lines are 200m furlongs.

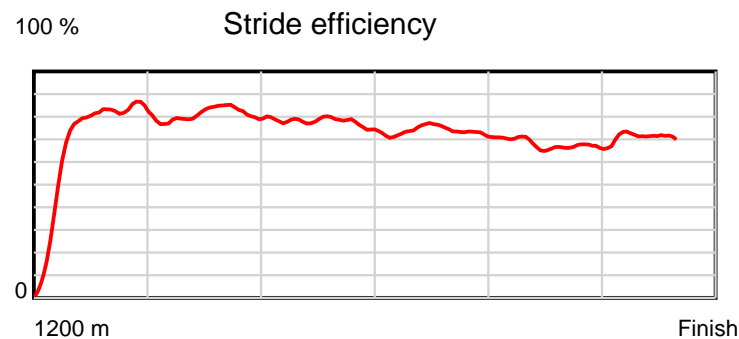
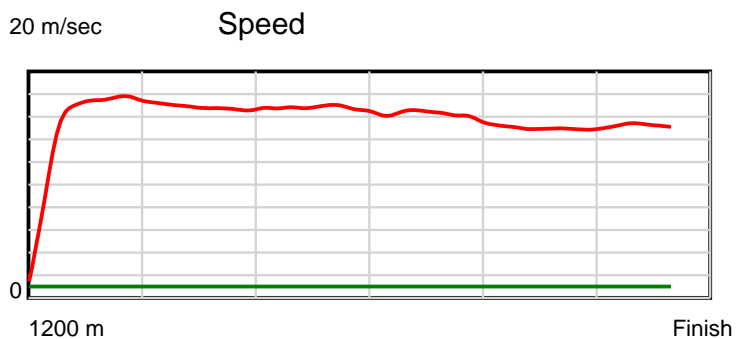
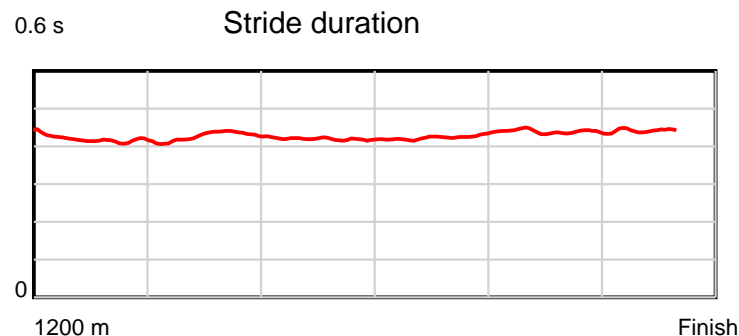
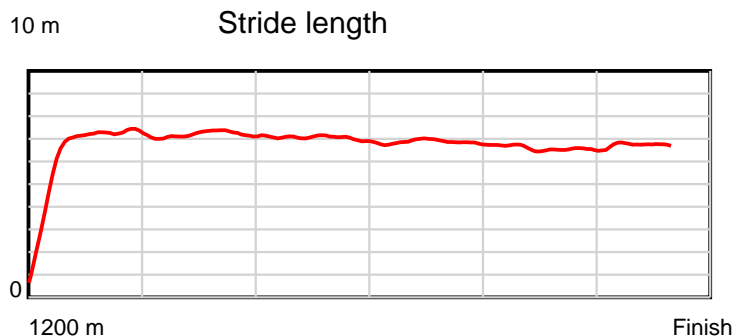
Disclaimer.

Tasracing Pty Ltd and Thoroughbred Ratings Pty Ltd accepts no responsibility for the completeness or accuracy of any of the information contained herein, and makes no representations about its suitability for any particular purpose. Users should make their own judgements about those matters and/or seek independent advice. You assume all risks associated with use of the data provided on this page.

Race Results

June 08, 2014, Race 2, 2UP MDN-SW, Distance 1200m, Elwick Course Proper - Offset 6m

Result	TAB no.	Horse (Barrier)	1200 to	1000m to	800m to	600m to	400m to	200m to	Total or	Margin
8th	9	Helera (12)	1000m	800m	600m	400m	200m	WP	Average	
		Position in running (margin)	-	5(2.4)	5(2.6)	5(2.6)	7(3.8)	8(5.1)		6.70
		Sectional time (s)	15.17	11.39	11.99	12.53	13.23	13.16		
		Cumulative time (s)	77.47	62.30	50.91	38.92	26.40	13.16	1:17.47	
		Speed (m/s)	13.19	17.56	16.68	15.96	15.12	15.20	15.49	
		Stride length (m)	6.43	7.38	7.06	6.70	6.59	6.67	6.79	
		Stride duration (s)	0.462	0.420	0.423	0.420	0.436	0.439	0.438	
		Stride efficiency (%)	64.58	85.10	77.82	70.21	67.90	69.58	72.07	
		Stride count	31.11	27.10	28.34	29.84	30.34	29.97	176.70	



Note: Horizontal distance axis grid lines are 200m furlongs.

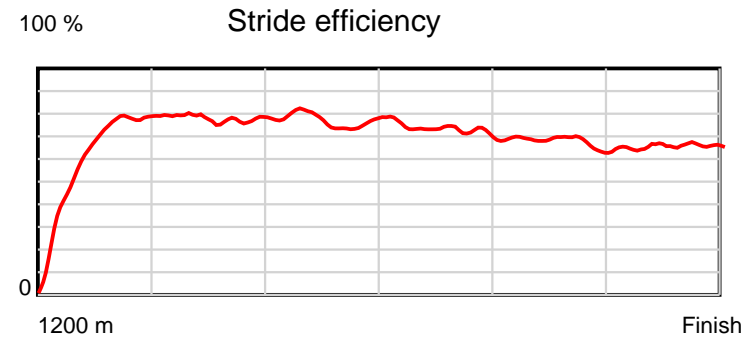
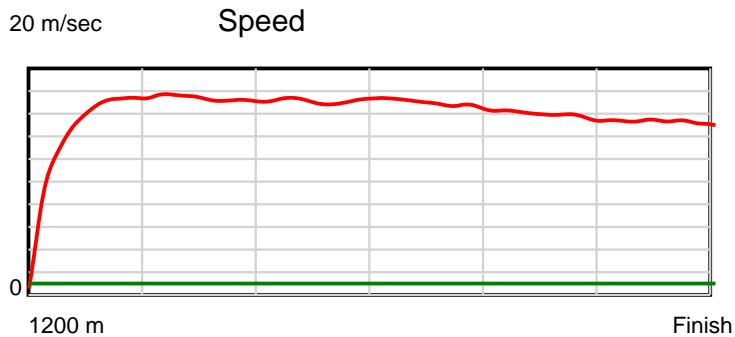
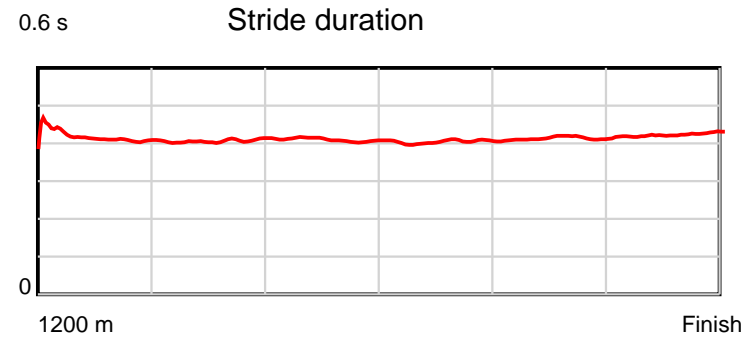
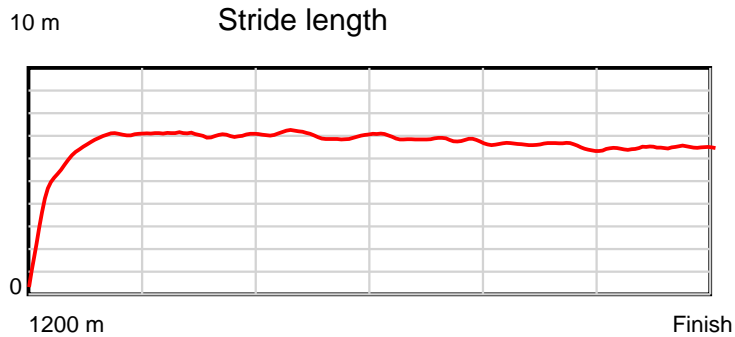
Disclaimer.

Tasracing Pty Ltd and Thoroughbred Ratings Pty Ltd accepts no responsibility for the completeness or accuracy of any of the information contained herein, and makes no representations about its suitability for any particular purpose. Users should make their own judgements about those matters and/or seek independent advice. You assume all risks associated with use of the data provided on this page.

Race Results

June 08, 2014, Race 2, 2UP MDN-SW, Distance 1200m, Elwick Course Proper - Offset 6m

Result	TAB no.	Horse (Barrier)	1200 to	1000m to	800m to	600m to	400m to	200m to	Total or	Margin
9th	11	Sheza Fatty Bo... (9)	1000m	800m	600m	400m	200m	WP	Average	
		Position in running (margin)	-	10(4.7)	10(6.2)	10(6.2)	9(5.8)	9(5.1)		7.70
		Sectional time (s)	15.57	11.62	11.99	12.26	12.90	13.34		
		Cumulative time (s)	77.67	62.10	50.49	38.49	26.24	13.34	1:17.67	
		Speed (m/s)	12.85	17.21	16.68	16.31	15.50	14.99	15.45	
		Stride length (m)	5.34	6.99	6.82	6.59	6.42	6.35	6.37	
		Stride duration (s)	0.409	0.406	0.409	0.404	0.414	0.424	0.412	
		Stride efficiency (%)	44.51	76.37	72.68	67.94	64.39	63.05	63.40	
		Stride count	37.48	28.61	29.33	30.33	31.16	31.49	188.40	



Note: Horizontal distance axis grid lines are 200m furlongs.

Disclaimer.

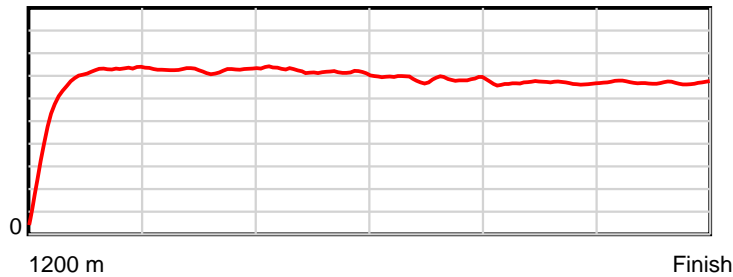
Tasracing Pty Ltd and Thoroughbred Ratings Pty Ltd accepts no responsibility for the completeness or accuracy of any of the information contained herein, and makes no representations about its suitability for any particular purpose. Users should make their own judgements about those matters and/or seek independent advice. You assume all risks associated with use of the data provided on this page.

Race Results

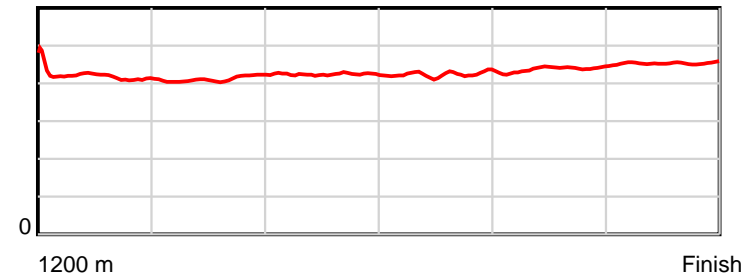
June 08, 2014, Race 2, 2UP MDN-SW, Distance 1200m, Elwick Course Proper - Offset 6m

Result	TAB no.	Horse (Barrier)	1200 to	1000m to	800m to	600m to	400m to	200m to	Total or	Margin
10th	6	Make Us Richo (11)	1000m	800m	600m	400m	200m	WP	Average	
		Position in running (margin)	-	2(0.4)	1(0.0)	1(0.0)	3(0.5)	5(2.6)		7.80
		Sectional time (s)	14.91	11.30	11.99	12.41	13.36	13.71		
		Cumulative time (s)	77.68	62.77	51.47	39.48	27.07	13.71	1:17.68	
		Speed (m/s)	13.41	17.70	16.68	16.12	14.97	14.59	15.45	
		Stride length (m)	5.76	7.29	7.04	6.82	6.56	6.62	6.64	
		Stride duration (s)	0.421	0.412	0.422	0.423	0.438	0.454	0.430	
		Stride efficiency (%)	51.82	82.99	77.43	72.65	67.15	68.54	68.98	
		Stride count	34.73	27.44	28.41	29.33	30.51	30.20	180.62	

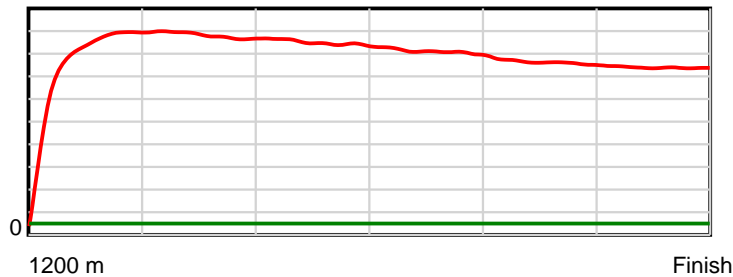
10 m Stride length



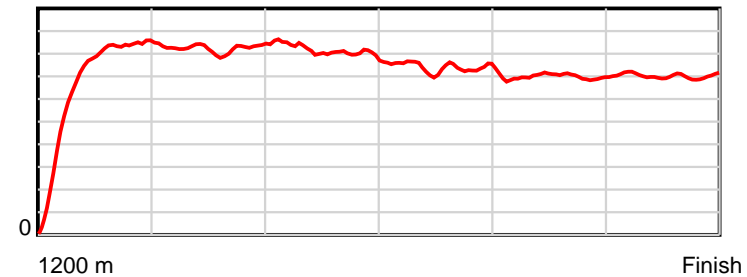
0.6 s Stride duration



20 m/sec Speed



100 % Stride efficiency



Note: Horizontal distance axis grid lines are 200m furlongs.

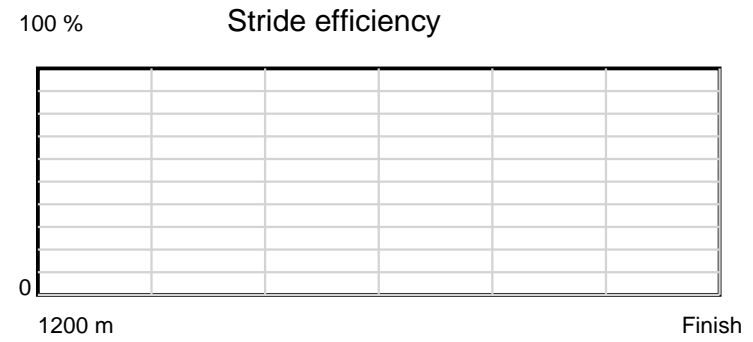
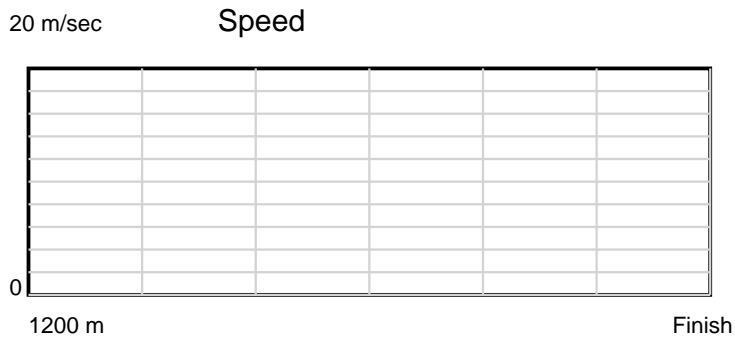
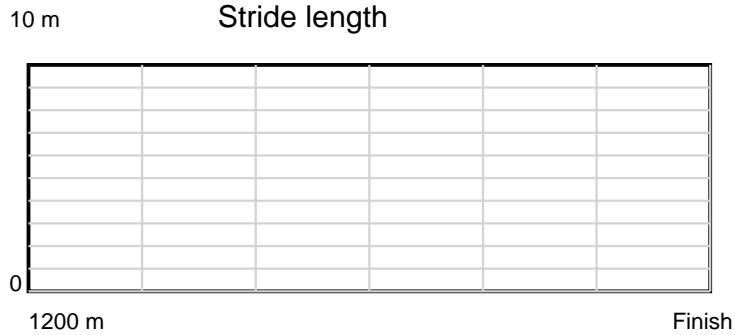
Disclaimer.

Tasracing Pty Ltd and Thoroughbred Ratings Pty Ltd accepts no responsibility for the completeness or accuracy of any of the information contained herein, and makes no representations about its suitability for any particular purpose. Users should make their own judgements about those matters and/or seek independent advice. You assume all risks associated with use of the data provided on this page.

Race Results

June 08, 2014, Race 2, 2UP MDN-SW, Distance 1200m, Elwick Course Proper - Offset 6m

Result	TAB no.	Horse (Barrier)	1200 to	1000m to	800m to	600m to	400m to	200m to	Total or	Margin
11th	8	Titanic Rising (8)								
		Position in running (margin)								
		Sectional time (s)								
		Cumulative time (s)								
		Speed (m/s)								
		Stride length (m)								
		Stride duration (s)								
		Stride efficiency (%)								
		Stride count								

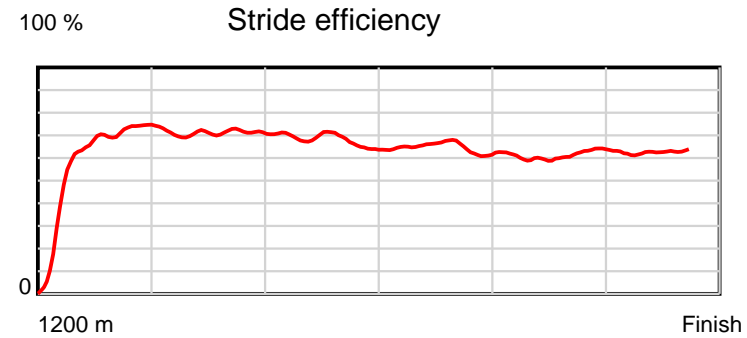
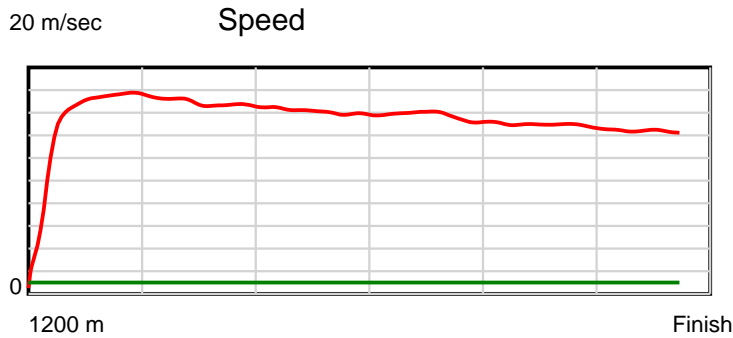
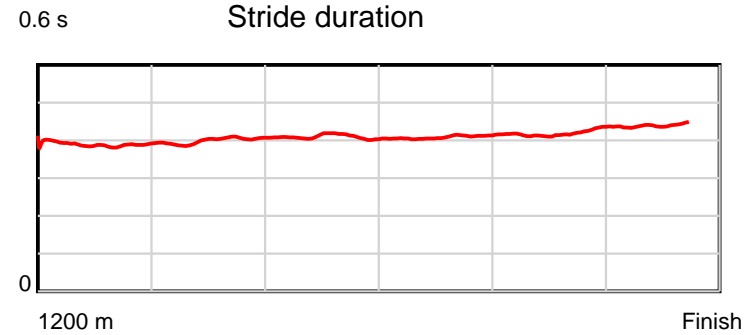
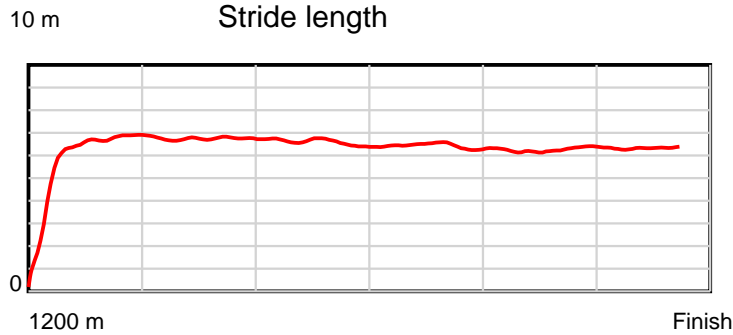


Note: Horizontal distance axis grid lines are 200m furlongs.

Race Results

June 08, 2014, Race 2, 2UP MDN-SW, Distance 1200m, Elwick Course Proper - Offset 6m

Result	TAB no.	Horse (Barrier)	1200 to	1000m to	800m to	600m to	400m to	200m to	Total or	Margin
12th	10	Selachii (4)	1000m	800m	600m	400m	200m	WP	Average	
		Position in running (margin)	-	9(4.2)	6(3.7)	9(6.2)	11(8.4)	11(9.6)		15.30
		Sectional time (s)	15.81	11.28	12.40	12.69	13.22	13.80		
		Cumulative time (s)	79.20	63.39	52.12	39.72	27.02	13.80	1:19.20	
		Speed (m/s)	12.65	17.73	16.13	15.76	15.13	14.49	15.15	
		Stride length (m)	5.18	7.04	6.61	6.40	6.26	6.35	6.25	
		Stride duration (s)	0.389	0.397	0.410	0.406	0.414	0.438	0.413	
		Stride efficiency (%)	42.00	77.36	68.27	64.03	61.33	63.01	61.09	
		Stride count	38.58	28.43	30.26	31.24	31.92	31.50	191.93	



Note: Horizontal distance axis grid lines are 200m furlongs.

Disclaimer.

Tasracing Pty Ltd and Thoroughbred Ratings Pty Ltd accepts no responsibility for the completeness or accuracy of any of the information contained herein, and makes no representations about its suitability for any particular purpose. Users should make their own judgements about those matters and/or seek independent advice. You assume all risks associated with use of the data provided on this page.