



Race Results

Tasmanian Racing Club, Hobart, June 08, 2014

Compilation date: June 10, 2014, 3:52:38 PM (EST)

Copyright © 2014 Tasracing Pty Ltd. All rights reserved.

Trademarks.

StrideMASTER is a registered trademark of Thoroughbred Ratings Pty Ltd.

Disclaimer.

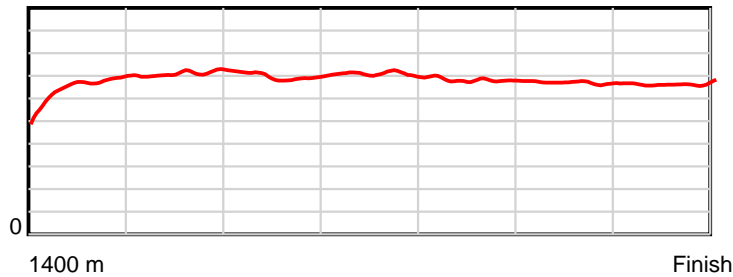
Tasracing Pty Ltd and Thoroughbred Ratings Pty Ltd accepts no responsibility for the completeness or accuracy of any of the information contained herein, and makes no representations about its suitability for any particular purpose. Users should make their own judgements about those matters and/or seek independent advice. You assume all risks associated with use of the data provided on this page.

Race Results

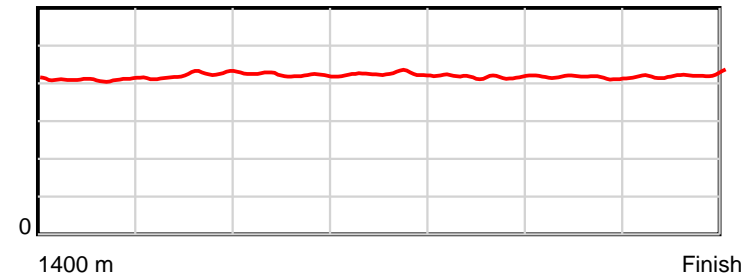
June 08, 2014, Race 3, 2UP MDN-SW, Distance 1400m, Elwick Course Proper - Offset 6m

Result	TAB no.	Horse (Barrier)	1400 to	1200m to	1000m to	800m to	600m to	400m to	200m to	Total or	Margin
1st	4	Kings View (2)	1200m	1000m	800m	600m	400m	200m	WP	Average	
		Position in running (margin)	-	8(4.1)	10(8.1)	12(10.6)	12(9.6)	8(7.5)	2(1.4)		0.00
		Sectional time (s)	16.95	12.00	12.30	12.24	12.53	12.83	12.94		
		Cumulative time (s)	91.78	74.83	62.83	50.54	38.30	25.77	12.94	1:31.78	
		Speed (m/s)	11.80	16.67	16.26	16.34	15.96	15.59	15.46	15.25	
		Stride length (m)	5.18	7.03	6.86	6.93	6.67	6.48	6.54	6.47	
		Stride duration (s)	0.439	0.422	0.422	0.424	0.418	0.416	0.423	0.424	
		Stride efficiency (%)	42.01	77.26	73.54	75.15	69.55	65.69	66.81	65.39	
		Stride count	38.57	28.44	29.15	28.84	29.98	30.85	30.59	216.42	

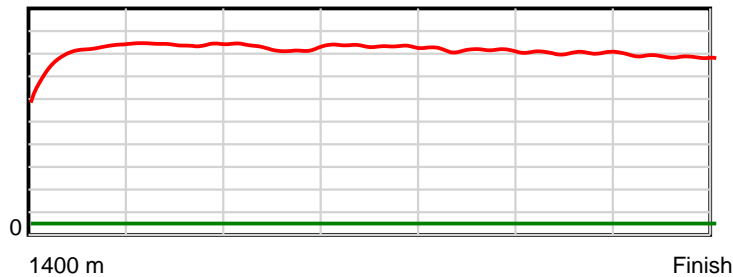
10 m Stride length



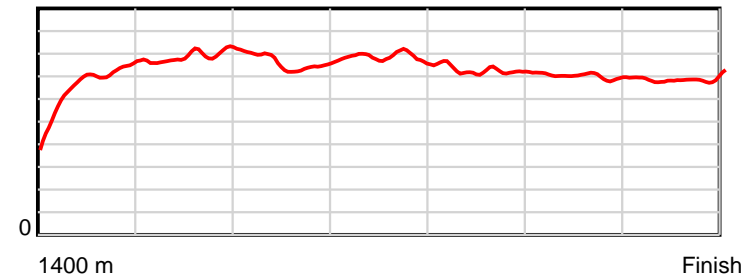
0.6 s Stride duration



20 m/sec Speed



100 % Stride efficiency



Note: Horizontal distance axis grid lines are 200m furlongs.

Disclaimer.

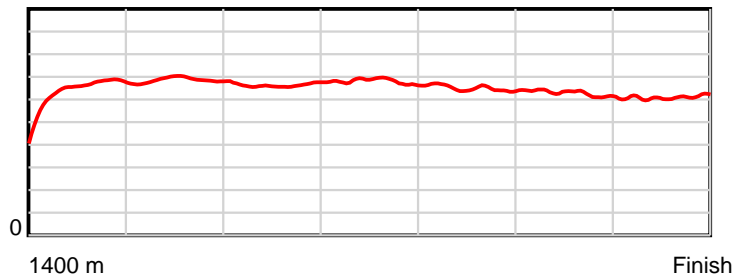
Tasracing Pty Ltd and Thoroughbred Ratings Pty Ltd accepts no responsibility for the completeness or accuracy of any of the information contained herein, and makes no representations about its suitability for any particular purpose. Users should make their own judgements about those matters and/or seek independent advice. You assume all risks associated with use of the data provided on this page.

Race Results

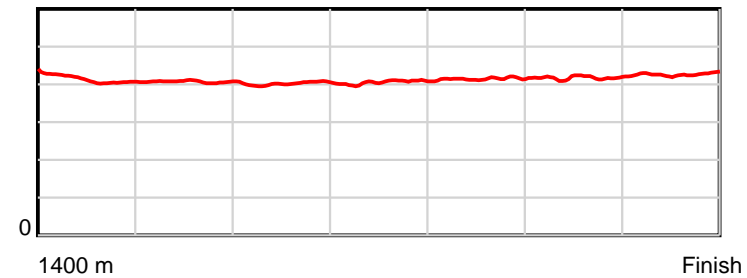
June 08, 2014, Race 3, 2UP MDN-SW, Distance 1400m, Elwick Course Proper - Offset 6m

Result	TAB no.	Horse (Barrier)	1400 to	1200m to	1000m to	800m to	600m to	400m to	200m to	Total or	Margin
2nd	12	Weekend Winner (5)	1200m	1000m	800m	600m	400m	200m	WP	Average	
		Position in running (margin)	-	9(4.4)	11(8.1)	10(9.3)	8(8.0)	7(6.6)	5(5.3)		9.80
		Sectional time (s)	17.15	11.95	12.08	12.19	12.65	13.63	14.10		
		Cumulative time (s)	93.75	76.60	64.65	52.57	40.38	27.73	14.10	1:33.75	
		Speed (m/s)	11.66	16.74	16.56	16.41	15.81	14.67	14.18	14.93	
		Stride length (m)	5.17	6.81	6.65	6.65	6.56	6.12	6.05	6.24	
		Stride duration (s)	0.422	0.407	0.402	0.405	0.415	0.417	0.427	0.418	
		Stride efficiency (%)	41.72	72.46	69.12	69.03	67.31	58.49	57.27	60.80	
		Stride count	38.71	29.37	30.07	30.09	30.47	32.69	33.04	224.44	

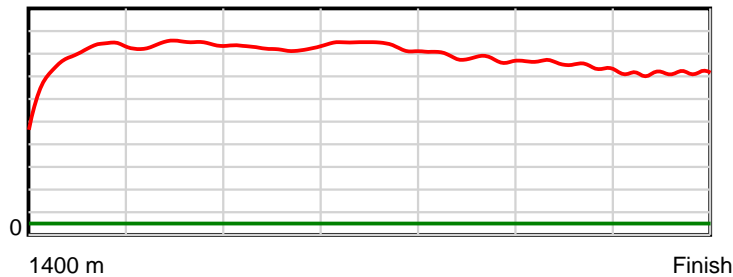
10 m Stride length



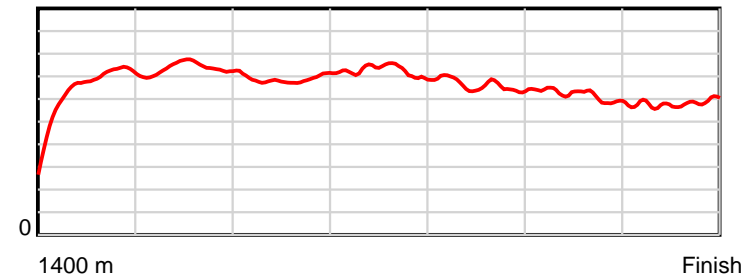
0.6 s Stride duration



20 m/sec Speed



100 % Stride efficiency



Note: Horizontal distance axis grid lines are 200m furlongs.

Disclaimer.

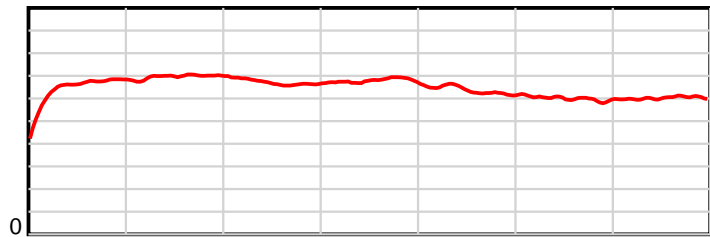
Tasracing Pty Ltd and Thoroughbred Ratings Pty Ltd accepts no responsibility for the completeness or accuracy of any of the information contained herein, and makes no representations about its suitability for any particular purpose. Users should make their own judgements about those matters and/or seek independent advice. You assume all risks associated with use of the data provided on this page.

Race Results

June 08, 2014, Race 3, 2UP MDN-SW, Distance 1400m, Elwick Course Proper - Offset 6m

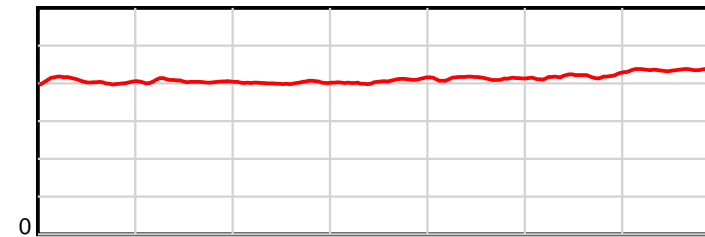
Result	TAB no.	Horse (Barrier)	1400 to	1200m to	1000m to	800m to	600m to	400m to	200m to	Total or	Margin
3rd	5	Mr Keith (1)	1200m	1000m	800m	600m	400m	200m	WP	Average	
		Position in running (margin)	-	3(1.7)	4(3.5)	3(4.4)	2(2.3)	2(2.4)	3(3.7)		11.80
		Sectional time (s)	16.93	11.64	12.02	12.06	12.89	14.07	14.54		
		Cumulative time (s)	94.16	77.23	65.59	53.57	41.51	28.62	14.54	1:34.15	
		Speed (m/s)	11.81	17.18	16.64	16.58	15.52	14.21	13.76	14.87	
		Stride length (m)	5.16	6.95	6.68	6.73	6.40	5.95	5.99	6.21	
		Stride duration (s)	0.411	0.405	0.401	0.406	0.412	0.419	0.435	0.418	
		Stride efficiency (%)	41.58	75.58	69.66	70.87	63.92	55.32	56.02	60.25	
		Stride count	38.77	28.76	29.95	29.70	31.27	33.61	33.40	225.46	

10 m Stride length



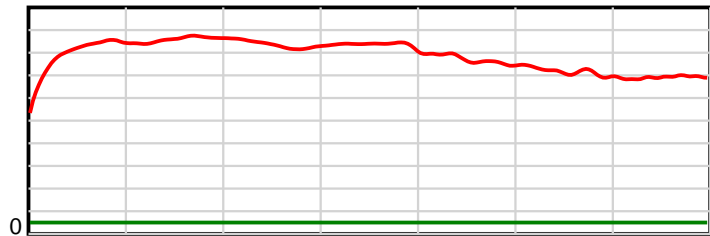
1400 m Finish

0.6 s Stride duration



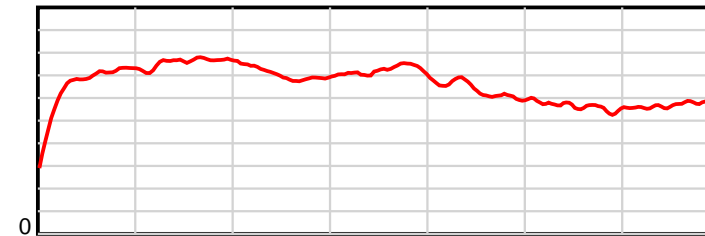
1400 m Finish

20 m/sec Speed



1400 m Finish

100 % Stride efficiency



1400 m Finish

Note: Horizontal distance axis grid lines are 200m furlongs.

Disclaimer.

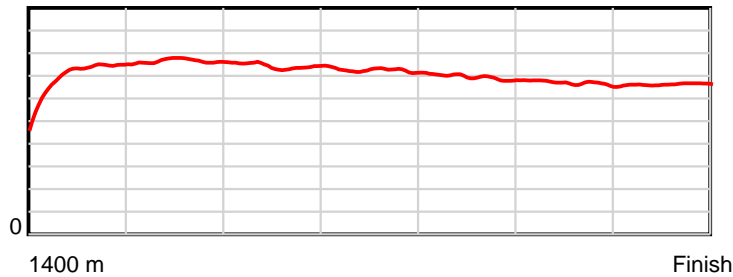
Tasracing Pty Ltd and Thoroughbred Ratings Pty Ltd accepts no responsibility for the completeness or accuracy of any of the information contained herein, and makes no representations about its suitability for any particular purpose. Users should make their own judgements about those matters and/or seek independent advice. You assume all risks associated with use of the data provided on this page.

Race Results

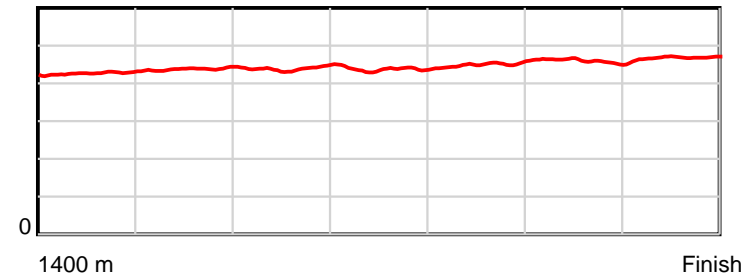
June 08, 2014, Race 3, 2UP MDN-SW, Distance 1400m, Elwick Course Proper - Offset 6m

Result	TAB no.	Horse (Barrier)	1400 to	1200m to	1000m to	800m to	600m to	400m to	200m to	Total or	Margin
4th	6	Mygreyhorse (7)	1200m	1000m	800m	600m	400m	200m	WP	Average	
		Position in running (margin)	-	2(0.7)	2(2.1)	2(3.1)	3(3.1)	3(3.6)	4(4.9)		12.20
		Sectional time (s)	16.82	11.57	12.04	12.40	12.97	14.07	14.37		
		Cumulative time (s)	94.24	77.42	65.84	53.80	41.40	28.44	14.37	1:34.23	
		Speed (m/s)	11.89	17.29	16.61	16.13	15.42	14.21	13.92	14.86	
		Stride length (m)	5.29	7.58	7.30	7.05	6.95	6.52	6.51	6.66	
		Stride duration (s)	0.433	0.439	0.439	0.437	0.451	0.459	0.468	0.449	
		Stride efficiency (%)	43.79	89.81	83.21	77.61	75.51	66.51	66.32	69.40	
		Stride count	37.78	26.38	27.41	28.38	28.77	30.66	30.70	210.08	

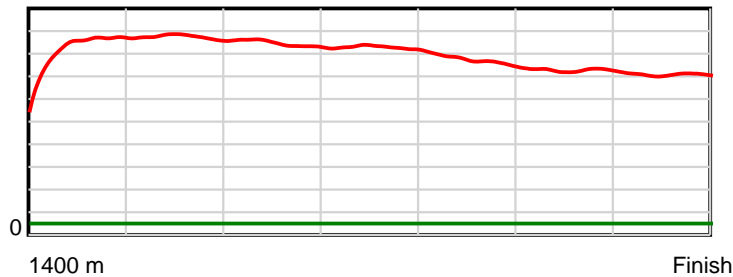
10 m Stride length



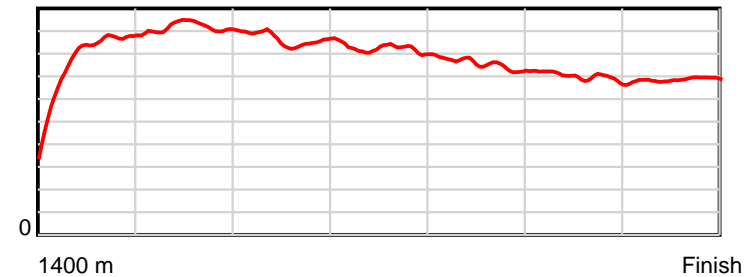
0.6 s Stride duration



20 m/sec Speed



100 % Stride efficiency



Note: Horizontal distance axis grid lines are 200m furlongs.

Disclaimer.

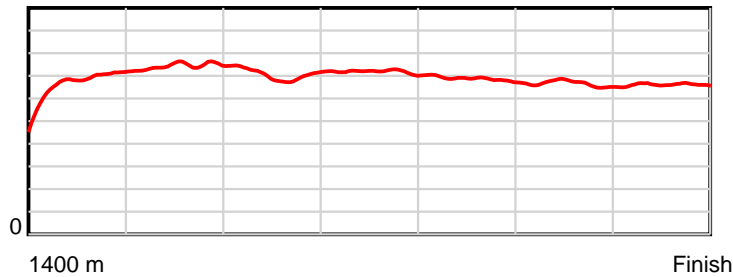
Tasracing Pty Ltd and Thoroughbred Ratings Pty Ltd accepts no responsibility for the completeness or accuracy of any of the information contained herein, and makes no representations about its suitability for any particular purpose. Users should make their own judgements about those matters and/or seek independent advice. You assume all risks associated with use of the data provided on this page.

Race Results

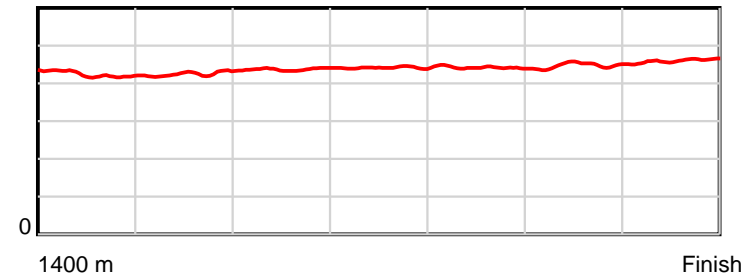
June 08, 2014, Race 3, 2UP MDN-SW, Distance 1400m, Elwick Course Proper - Offset 6m

Result	TAB no.	Horse (Barrier)	1400 to	1200m to	1000m to	800m to	600m to	400m to	200m to	Total or	Margin
5th	13	Le Piccole Cos... (4)	1200m	1000m	800m	600m	400m	200m	WP	Average	
		Position in running (margin)	-	6(3.3)	8(4.7)	9(8.9)	9(9.3)	11(8.8)	10(8.0)		14.70
		Sectional time (s)	17.36	11.57	12.57	12.48	12.80	13.72	14.27		
		Cumulative time (s)	94.77	77.41	65.84	53.27	40.79	28.00	14.27	1:34.76	
		Speed (m/s)	11.52	17.29	15.91	16.03	15.62	14.58	14.02	14.77	
		Stride length (m)	5.20	7.35	6.96	7.07	6.90	6.52	6.45	6.56	
		Stride duration (s)	0.428	0.425	0.437	0.441	0.442	0.448	0.460	0.444	
		Stride efficiency (%)	42.18	84.44	75.65	78.19	74.43	66.49	65.04	67.28	
		Stride count	38.50	27.21	28.74	28.27	28.98	30.66	31.00	213.36	

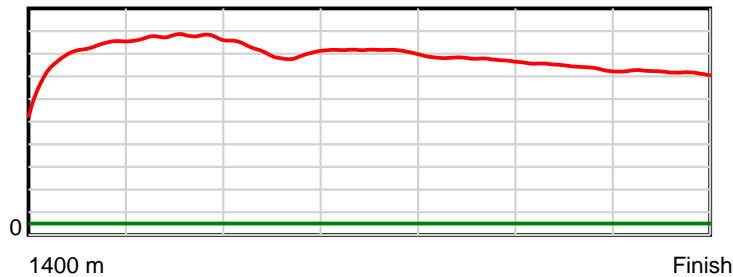
10 m Stride length



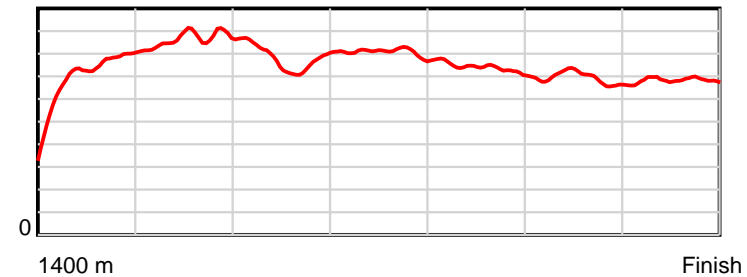
0.6 s Stride duration



20 m/sec Speed



100 % Stride efficiency



Note: Horizontal distance axis grid lines are 200m furlongs.

Disclaimer.

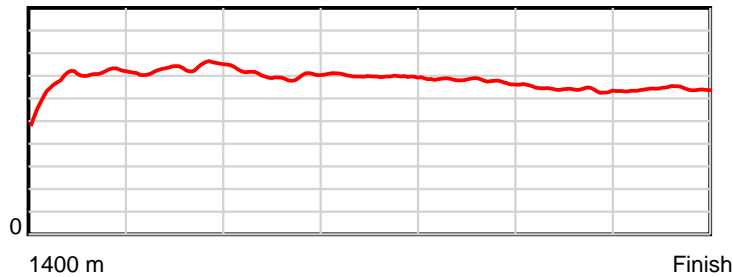
Tasracing Pty Ltd and Thoroughbred Ratings Pty Ltd accepts no responsibility for the completeness or accuracy of any of the information contained herein, and makes no representations about its suitability for any particular purpose. Users should make their own judgements about those matters and/or seek independent advice. You assume all risks associated with use of the data provided on this page.

Race Results

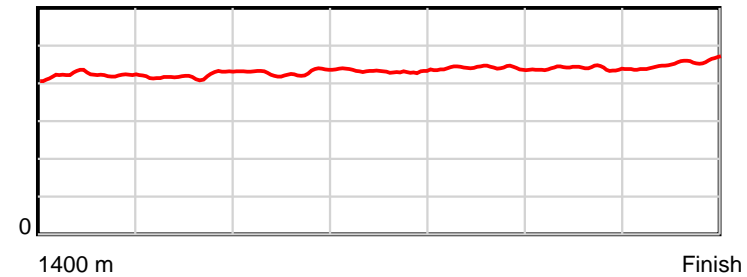
June 08, 2014, Race 3, 2UP MDN-SW, Distance 1400m, Elwick Course Proper - Offset 6m

Result	TAB no.	Horse (Barrier)	1400 to	1200m to	1000m to	800m to	600m to	400m to	200m to	Total or	Margin
6th	2	Blushing Quest (8)	1200m	1000m	800m	600m	400m	200m	WP	Average	
		Position in running (margin)	-	7(3.4)	7(4.0)	7(6.7)	7(6.8)	6(6.3)	6(6.8)		14.90
		Sectional time (s)	17.45	11.45	12.32	12.41	12.81	13.92	14.44		
		Cumulative time (s)	94.81	77.36	65.91	53.59	41.17	28.36	14.44	1:34.81	
		Speed (m/s)	11.46	17.47	16.23	16.12	15.61	14.37	13.85	14.77	
		Stride length (m)	5.21	7.33	6.95	6.93	6.89	6.31	6.27	6.49	
		Stride duration (s)	0.431	0.420	0.428	0.430	0.442	0.439	0.453	0.439	
		Stride efficiency (%)	42.42	84.06	75.55	75.09	74.25	62.19	61.46	65.72	
		Stride count	38.39	27.27	28.76	28.85	29.02	31.70	31.89	215.88	

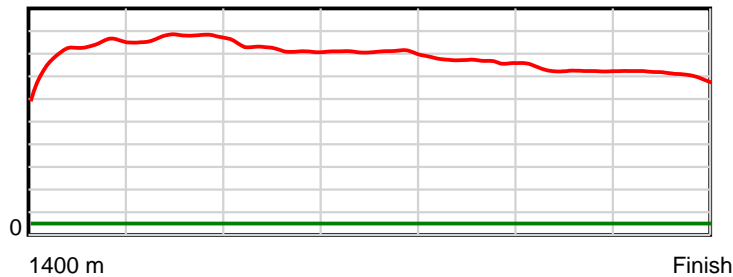
10 m Stride length



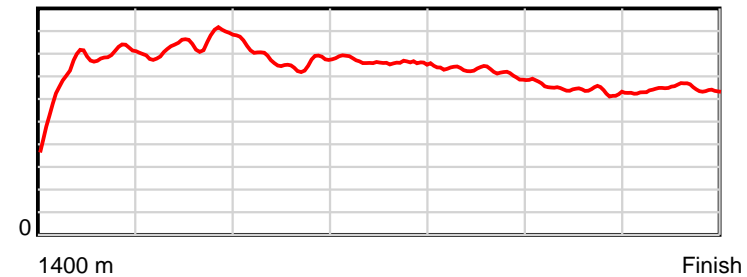
0.6 s Stride duration



20 m/sec Speed



100 % Stride efficiency



Note: Horizontal distance axis grid lines are 200m furlongs.

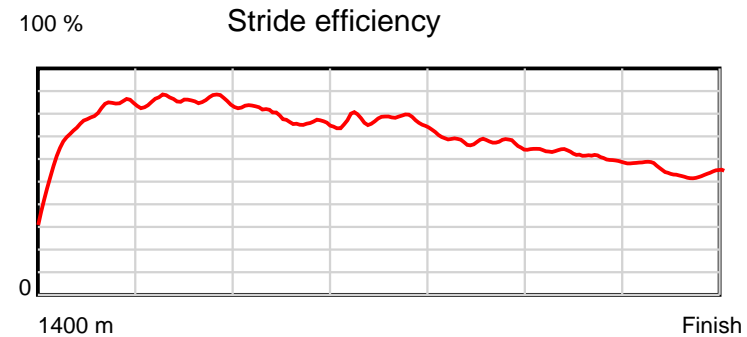
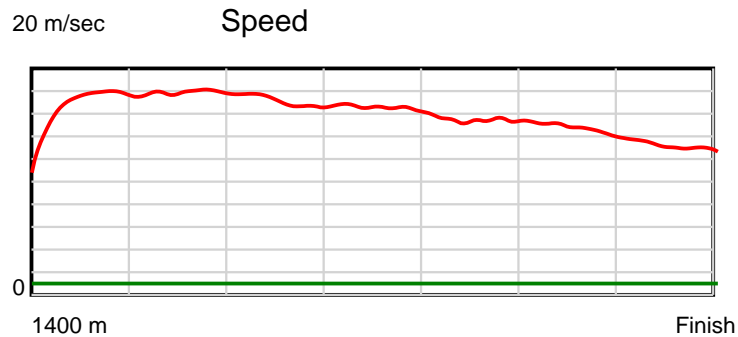
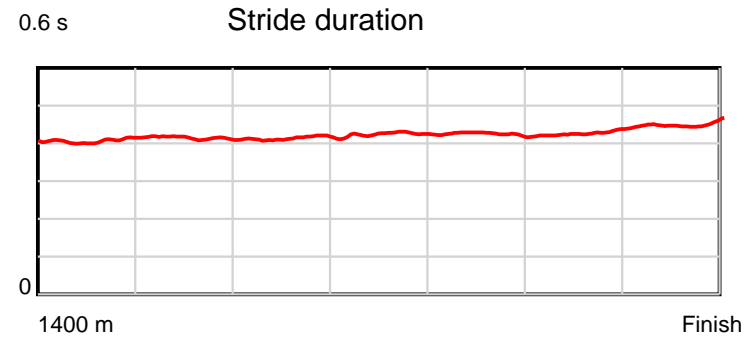
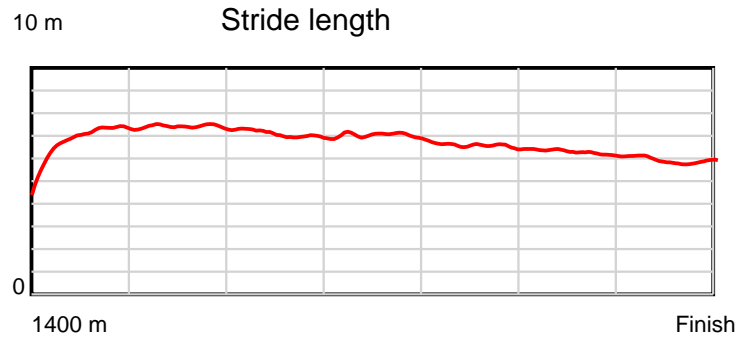
Disclaimer.

Tasracing Pty Ltd and Thoroughbred Ratings Pty Ltd accepts no responsibility for the completeness or accuracy of any of the information contained herein, and makes no representations about its suitability for any particular purpose. Users should make their own judgements about those matters and/or seek independent advice. You assume all risks associated with use of the data provided on this page.

Race Results

June 08, 2014, Race 3, 2UP MDN-SW, Distance 1400m, Elwick Course Proper - Offset 6m

Result	TAB no.	Horse (Barrier)	1400 to	1200m to	1000m to	800m to	600m to	400m to	200m to	Total or	Margin
7th	7	Delrianna (10)	1200m	1000m	800m	600m	400m	200m	WP	Average	
		Position in running (margin)	-	1(0.0)	1(0.0)	1(0.0)	1(0.0)	1(0.0)	1(0.0)		15.10
		Sectional time (s)	16.96	11.35	11.87	12.41	12.89	13.85	15.54		
		Cumulative time (s)	94.85	77.89	66.55	54.68	42.27	29.39	15.54	1:34.84	
		Speed (m/s)	11.79	17.62	16.85	16.12	15.52	14.44	12.87	14.76	
		Stride length (m)	5.20	7.30	6.95	6.84	6.59	6.18	5.80	6.33	
		Stride duration (s)	0.422	0.414	0.413	0.424	0.424	0.428	0.451	0.429	
		Stride efficiency (%)	42.29	83.18	75.53	73.08	67.82	59.65	52.56	62.66	
		Stride count	38.44	27.41	28.77	29.25	30.36	32.37	34.48	221.08	



Note: Horizontal distance axis grid lines are 200m furlongs.

Disclaimer.

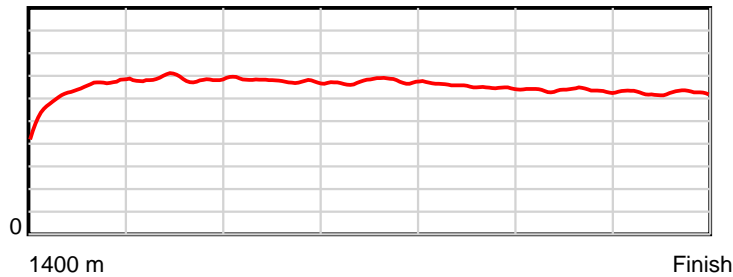
Tasracing Pty Ltd and Thoroughbred Ratings Pty Ltd accepts no responsibility for the completeness or accuracy of any of the information contained herein, and makes no representations about its suitability for any particular purpose. Users should make their own judgements about those matters and/or seek independent advice. You assume all risks associated with use of the data provided on this page.

Race Results

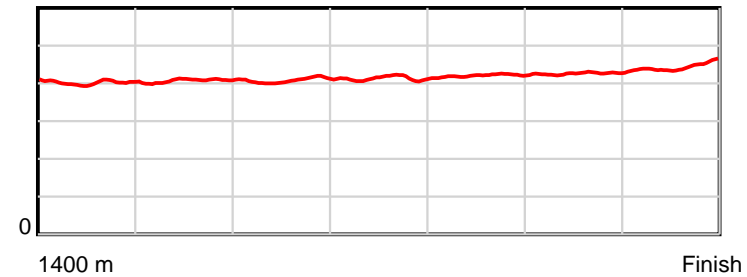
June 08, 2014, Race 3, 2UP MDN-SW, Distance 1400m, Elwick Course Proper - Offset 6m

Result	TAB no.	Horse (Barrier)	1400 to	1200m to	1000m to	800m to	600m to	400m to	200m to	Total or	Margin
8th	9	Miss Ambitious (6)	1200m	1000m	800m	600m	400m	200m	WP	Average	
		Position in running (margin)	-	11(4.9)	12(8.7)	11(10.6)	11(9.6)	12(9.4)	9(8.0)		16.60
		Sectional time (s)	17.90	11.98	12.18	12.25	12.86	13.60	14.40		
		Cumulative time (s)	95.17	77.27	65.29	53.11	40.86	28.00	14.40	1:35.17	
		Speed (m/s)	11.18	16.69	16.42	16.33	15.55	14.71	13.89	14.71	
		Stride length (m)	4.72	6.80	6.70	6.73	6.55	6.27	6.19	6.19	
		Stride duration (s)	0.404	0.407	0.408	0.412	0.421	0.426	0.446	0.421	
		Stride efficiency (%)	34.88	72.23	70.23	70.78	67.08	61.42	59.82	59.94	
		Stride count	42.33	29.42	29.83	29.72	30.53	31.90	32.32	226.05	

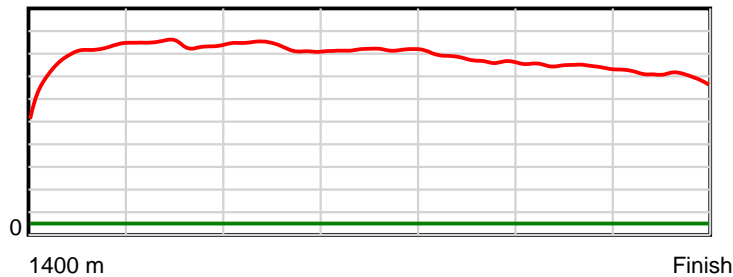
10 m Stride length



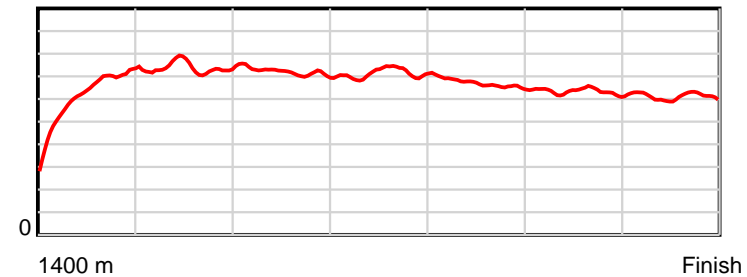
0.6 s Stride duration



20 m/sec Speed



100 % Stride efficiency



Note: Horizontal distance axis grid lines are 200m furlongs.

Disclaimer.

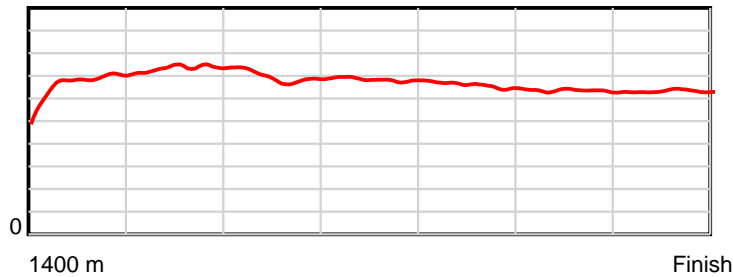
Tasracing Pty Ltd and Thoroughbred Ratings Pty Ltd accepts no responsibility for the completeness or accuracy of any of the information contained herein, and makes no representations about its suitability for any particular purpose. Users should make their own judgements about those matters and/or seek independent advice. You assume all risks associated with use of the data provided on this page.

Race Results

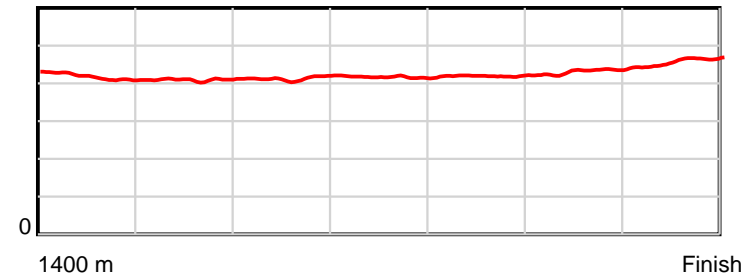
June 08, 2014, Race 3, 2UP MDN-SW, Distance 1400m, Elwick Course Proper - Offset 6m

Result	TAB no.	Horse (Barrier)	1400 to	1200m to	1000m to	800m to	600m to	400m to	200m to	Total or	Margin
9th	10	Novaeil (12)	1200m	1000m	800m	600m	400m	200m	WP	Average	
		Position in running (margin)	-	10(4.4)	5(3.7)	4(4.4)	4(5.2)	5(5.9)	8(7.5)		18.10
		Sectional time (s)	17.86	11.22	11.99	12.53	13.00	14.12	14.76		
		Cumulative time (s)	95.48	77.62	66.40	54.41	41.88	28.88	14.76	1:35.48	
		Speed (m/s)	11.20	17.83	16.68	15.96	15.38	14.16	13.55	14.66	
		Stride length (m)	5.05	7.30	6.89	6.64	6.46	6.12	6.22	6.31	
		Stride duration (s)	0.428	0.409	0.413	0.416	0.420	0.432	0.459	0.430	
		Stride efficiency (%)	39.77	83.18	74.11	68.93	65.17	58.58	60.44	62.15	
		Stride count	39.64	27.41	29.04	30.11	30.97	32.67	32.16	222.00	

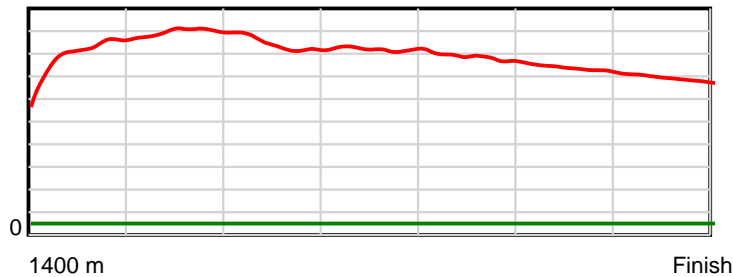
10 m Stride length



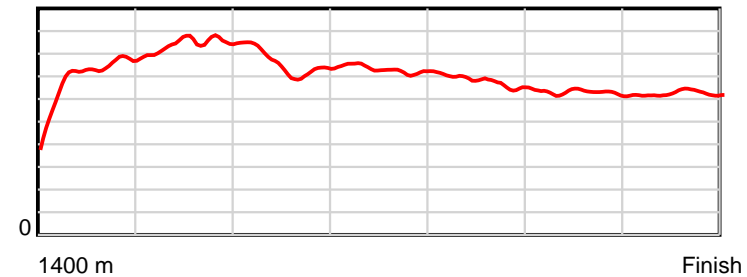
0.6 s Stride duration



20 m/sec Speed



100 % Stride efficiency



Note: Horizontal distance axis grid lines are 200m furlongs.

Disclaimer.

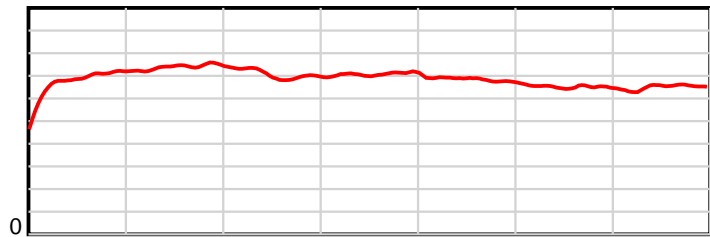
Tasracing Pty Ltd and Thoroughbred Ratings Pty Ltd accepts no responsibility for the completeness or accuracy of any of the information contained herein, and makes no representations about its suitability for any particular purpose. Users should make their own judgements about those matters and/or seek independent advice. You assume all risks associated with use of the data provided on this page.

Race Results

June 08, 2014, Race 3, 2UP MDN-SW, Distance 1400m, Elwick Course Proper - Offset 6m

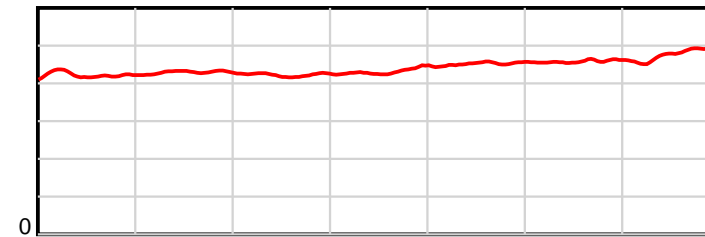
Result	TAB no.	Horse (Barrier)	1400 to	1200m to	1000m to	800m to	600m to	400m to	200m to	Total or	Margin
10th	3	Game of Throne... (3)	1200m	1000m	800m	600m	400m	200m	WP	Average	
		Position in running (margin)	-	5(1.8)	6(3.9)	6(5.3)	5(5.3)	4(4.8)	7(6.9)		18.20
		Sectional time (s)	17.30	11.70	12.09	12.40	12.80	14.20	14.99		
		Cumulative time (s)	95.50	78.20	66.50	54.40	42.00	29.20	14.99	1:35.50	
		Speed (m/s)	11.56	17.09	16.54	16.13	15.62	14.08	13.34	14.66	
		Stride length (m)	5.17	7.35	6.98	6.97	7.07	6.45	6.39	6.55	
		Stride duration (s)	0.422	0.430	0.422	0.432	0.453	0.458	0.479	0.447	
		Stride efficiency (%)	41.80	84.31	76.16	75.96	78.20	65.07	63.71	66.99	
		Stride count	38.67	27.23	28.65	28.69	28.27	30.99	31.32	213.82	

10 m Stride length



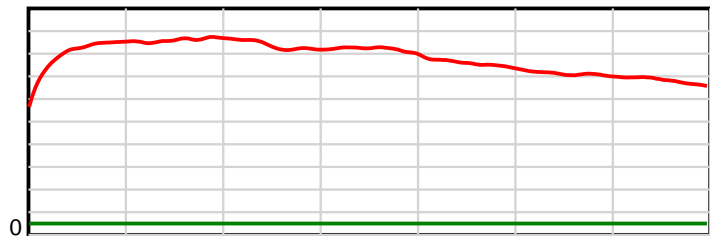
1400 m Finish

0.6 s Stride duration



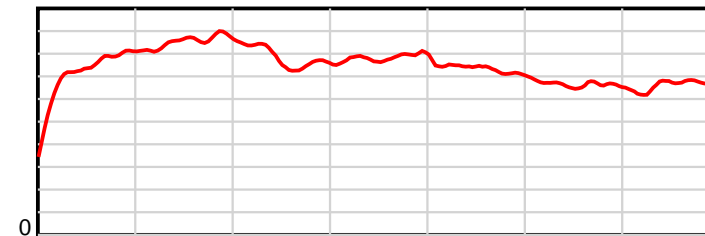
1400 m Finish

20 m/sec Speed



1400 m Finish

100 % Stride efficiency



1400 m Finish

Note: Horizontal distance axis grid lines are 200m furlongs.

Disclaimer.

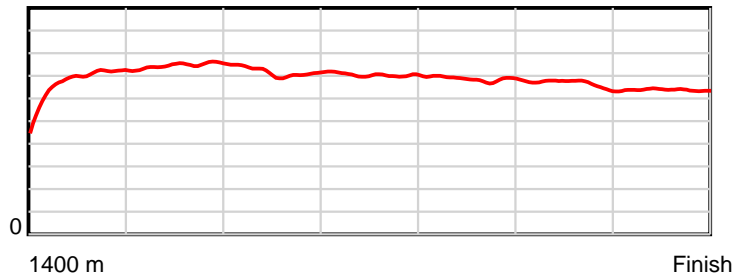
Tasracing Pty Ltd and Thoroughbred Ratings Pty Ltd accepts no responsibility for the completeness or accuracy of any of the information contained herein, and makes no representations about its suitability for any particular purpose. Users should make their own judgements about those matters and/or seek independent advice. You assume all risks associated with use of the data provided on this page.

Race Results

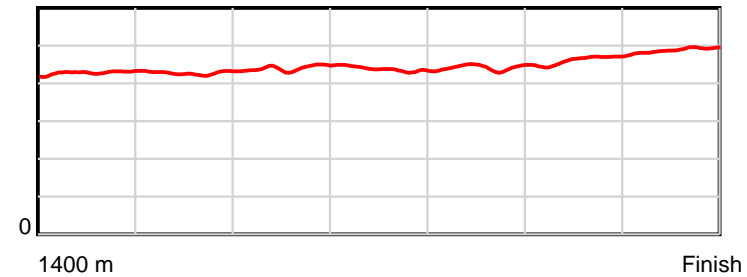
June 08, 2014, Race 3, 2UP MDN-SW, Distance 1400m, Elwick Course Proper - Offset 6m

Result	TAB no.	Horse (Barrier)	1400 to	1200m to	1000m to	800m to	600m to	400m to	200m to	Total or	Margin
11th	1	Beurre Bosc (11)	1200m	1000m	800m	600m	400m	200m	WP	Average	
		Position in running (margin)	-	12(4.9)	9(5.6)	8(8.1)	10(9.3)	10(8.4)	11(10.6)		27.00
		Sectional time (s)	18.42	11.47	12.29	12.60	12.74	14.22	15.69		
		Cumulative time (s)	97.42	79.00	67.53	55.24	42.65	29.91	15.69	1:37.42	
		Speed (m/s)	10.86	17.44	16.27	15.87	15.70	14.06	12.75	14.37	
		Stride length (m)	5.10	7.45	7.18	6.93	6.96	6.50	6.23	6.53	
		Stride duration (s)	0.431	0.427	0.441	0.437	0.443	0.462	0.489	0.454	
		Stride efficiency (%)	40.61	86.65	80.66	75.06	75.64	66.01	60.74	66.64	
		Stride count	39.23	26.86	27.84	28.86	28.75	30.77	32.08	214.39	

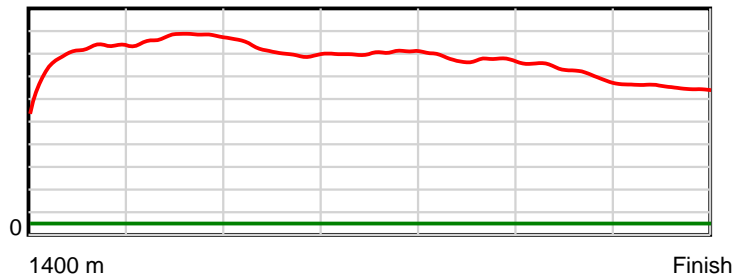
10 m Stride length



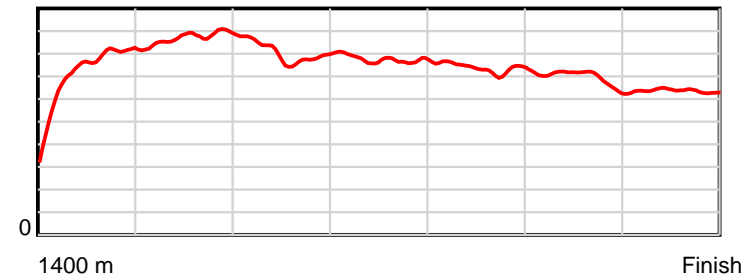
0.6 s Stride duration



20 m/sec Speed



100 % Stride efficiency



Note: Horizontal distance axis grid lines are 200m furlongs.

Disclaimer.

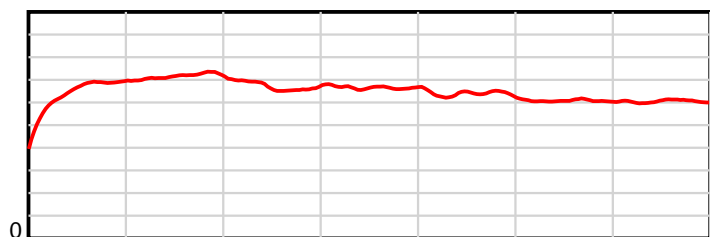
Tasracing Pty Ltd and Thoroughbred Ratings Pty Ltd accepts no responsibility for the completeness or accuracy of any of the information contained herein, and makes no representations about its suitability for any particular purpose. Users should make their own judgements about those matters and/or seek independent advice. You assume all risks associated with use of the data provided on this page.

Race Results

June 08, 2014, Race 3, 2UP MDN-SW, Distance 1400m, Elwick Course Proper - Offset 6m

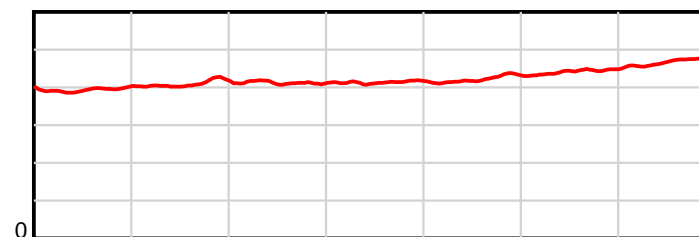
Result	TAB no.	Horse (Barrier)	1400 to	1200m to	1000m to	800m to	600m to	400m to	200m to	Total or	Margin
12th	8	Long Lashes (9)	1200m	1000m	800m	600m	400m	200m	WP	Average	
		Position in running (margin)	-	4(1.7)	3(2.3)	5(4.9)	6(5.8)	9(7.7)	12(14.0)		31.00
		Sectional time (s)	18.12	11.43	12.31	12.56	13.20	14.90	15.79		
		Cumulative time (s)	98.31	80.19	68.76	56.45	43.89	30.69	15.79	1:38.31	
		Speed (m/s)	11.04	17.50	16.25	15.92	15.15	13.42	12.67	14.24	
		Stride length (m)	5.01	7.16	6.69	6.58	6.39	5.93	5.96	6.17	
		Stride duration (s)	0.411	0.409	0.411	0.413	0.422	0.442	0.471	0.434	
		Stride efficiency (%)	39.17	80.18	69.84	67.65	63.87	54.94	55.54	59.57	
		Stride count	39.95	27.92	29.92	30.40	31.28	33.73	33.55	226.75	

10 m Stride length



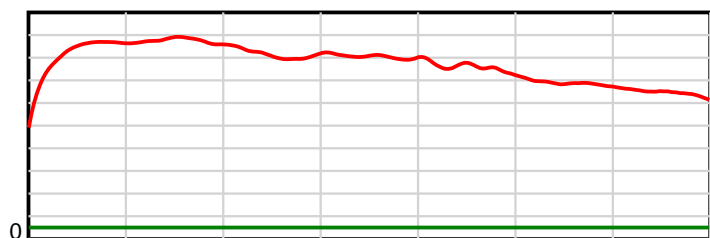
1400 m Finish

0.6 s Stride duration



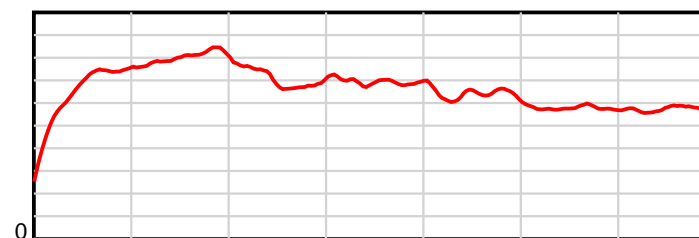
1400 m Finish

20 m/sec Speed



1400 m Finish

100 % Stride efficiency



1400 m Finish

Note: Horizontal distance axis grid lines are 200m furlongs.

Disclaimer.

Tasracing Pty Ltd and Thoroughbred Ratings Pty Ltd accepts no responsibility for the completeness or accuracy of any of the information contained herein, and makes no representations about its suitability for any particular purpose. Users should make their own judgements about those matters and/or seek independent advice. You assume all risks associated with use of the data provided on this page.