



## Race Results

Tasmanian Racing Club, Hobart, June 08, 2014

Compilation date: June 10, 2014, 4:00:05 PM (EST)

Copyright © 2014 Tasracing Pty Ltd. All rights reserved.

### Trademarks.

StrideMASTER is a registered trademark of Thoroughbred Ratings Pty Ltd.

### Disclaimer.

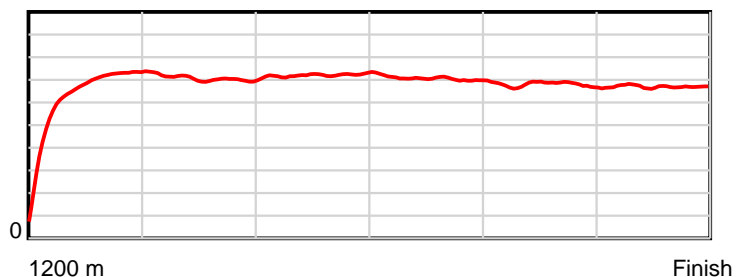
Tasracing Pty Ltd and Thoroughbred Ratings Pty Ltd accepts no responsibility for the completeness or accuracy of any of the information contained herein, and makes no representations about its suitability for any particular purpose. Users should make their own judgements about those matters and/or seek independent advice. You assume all risks associated with use of the data provided on this page.

# Race Results

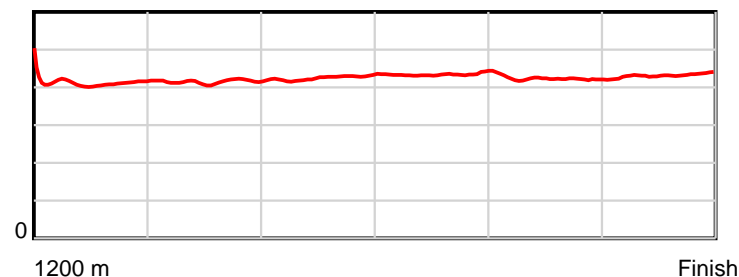
June 08, 2014, Race 6, CL2, Distance 1200m, Elwick Course Proper - Offset 6m

Result	TAB no.	Horse (Barrier)	1200 to	1000m to	800m to	600m to	400m to	200m to	Total or	Margin
1st	2	Van Diemens Fi... (8)	1000m	800m	600m	400m	200m	WP	Average	
		Position in running (margin)	-	3(1.1)	4(1.4)	4(3.0)	4(5.6)	4(4.8)		0.00
		Sectional time (s)	14.55	11.81	11.96	12.20	12.65	13.01		
		Cumulative time (s)	76.18	61.63	49.82	37.86	25.66	13.01	1:16.18	
		Speed (m/s)	13.75	16.93	16.72	16.39	15.81	15.37	15.75	
		Stride length (m)	5.72	7.02	7.11	7.12	6.67	6.64	6.67	
		Stride duration (s)	0.416	0.415	0.425	0.434	0.422	0.432	0.424	
		Stride efficiency (%)	51.10	77.06	79.03	79.11	69.51	68.88	69.61	
		Stride count	34.98	28.48	28.12	28.11	29.99	30.12	179.80	

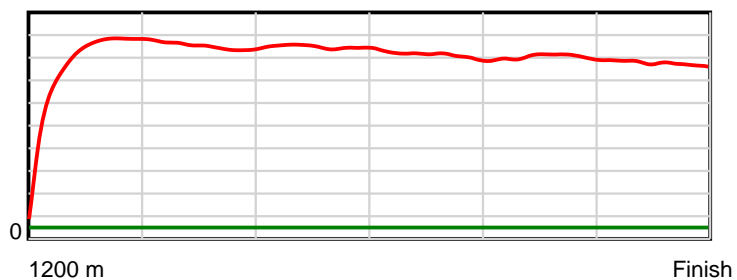
10 m Stride length



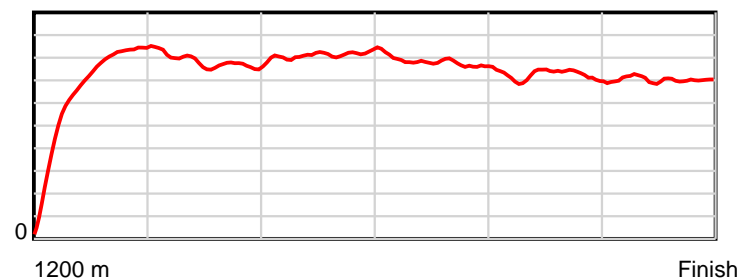
0.6 s Stride duration



20 m/sec Speed



100 % Stride efficiency



Note: Horizontal distance axis grid lines are 200m furlongs.

## Disclaimer.

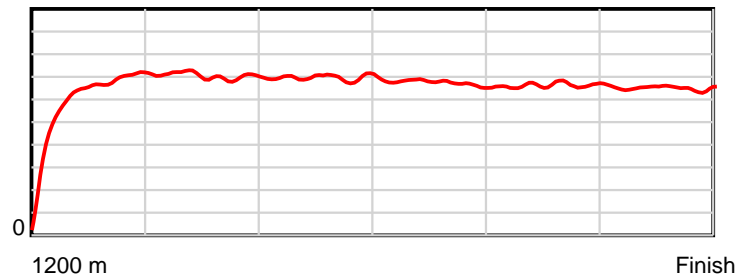
Tasracing Pty Ltd and Thoroughbred Ratings Pty Ltd accepts no responsibility for the completeness or accuracy of any of the information contained herein, and makes no representations about its suitability for any particular purpose. Users should make their own judgements about those matters and/or seek independent advice. You assume all risks associated with use of the data provided on this page.

# Race Results

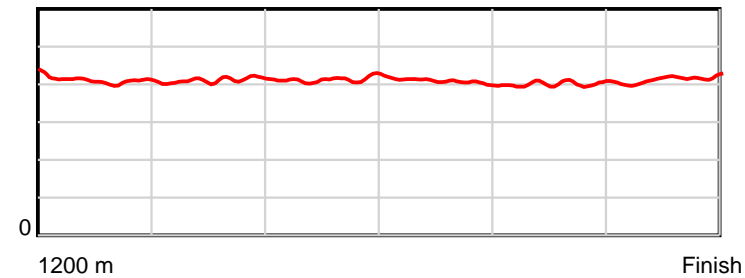
June 08, 2014, Race 6, CL2, Distance 1200m, Elwick Course Proper - Offset 6m

Result	TAB no.	Horse (Barrier)	1200 to	1000m to	800m to	600m to	400m to	200m to	Total or	Margin
2nd	1	Grey Gown (7)	1000m	800m	600m	400m	200m	WP	Average	
		Position in running (margin)	-	9(3.3)	8(2.9)	8(4.9)	8(7.2)	5(5.5)		1.50
		Sectional time (s)	15.04	11.70	12.02	12.16	12.51	13.05		
		Cumulative time (s)	76.47	61.43	49.73	37.71	25.55	13.05	1:16.47	
		Speed (m/s)	13.30	17.09	16.64	16.45	15.99	15.33	15.69	
		Stride length (m)	5.61	7.01	6.86	6.70	6.41	6.32	6.45	
		Stride duration (s)	0.413	0.410	0.412	0.407	0.401	0.412	0.411	
		Stride efficiency (%)	49.14	76.84	73.48	70.06	64.17	62.44	64.99	
		Stride count	35.67	28.52	29.17	29.87	31.21	31.64	186.08	

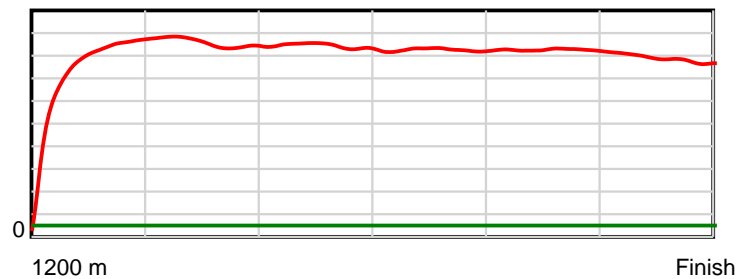
10 m Stride length



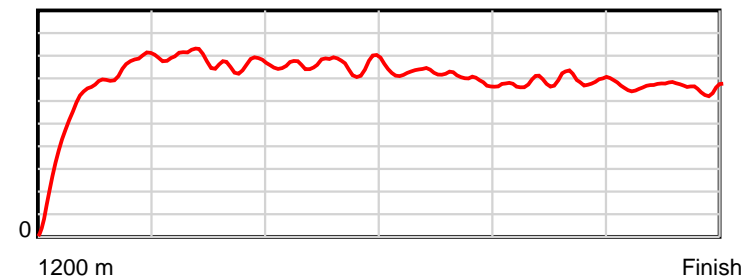
0.6 s Stride duration



20 m/sec Speed



100 % Stride efficiency



Note: Horizontal distance axis grid lines are 200m furlongs.

## Disclaimer.

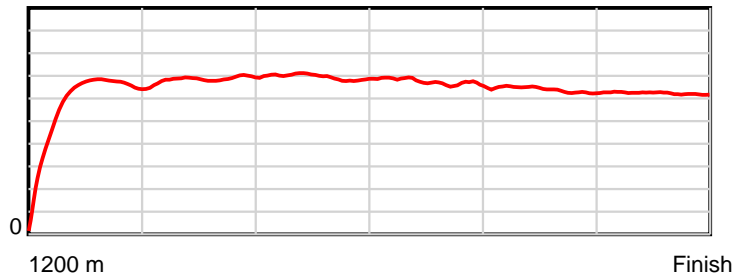
Tasracing Pty Ltd and Thoroughbred Ratings Pty Ltd accepts no responsibility for the completeness or accuracy of any of the information contained herein, and makes no representations about its suitability for any particular purpose. Users should make their own judgements about those matters and/or seek independent advice. You assume all risks associated with use of the data provided on this page.

# Race Results

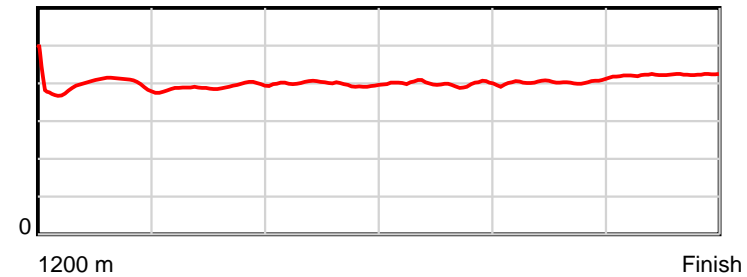
June 08, 2014, Race 6, CL2, Distance 1200m, Elwick Course Proper - Offset 6m

Result	TAB no.	Horse (Barrier)	1200 to	1000m to	800m to	600m to	400m to	200m to	Total or	Margin
3rd	10	<b>Geegees Joker (3)</b>	<b>1000m</b>	<b>800m</b>	<b>600m</b>	<b>400m</b>	<b>200m</b>	<b>WP</b>	<b>Average</b>	
		Position in running (margin)	-	8(2.9)	2(0.6)	1(0.0)	1(0.0)	1(0.0)		3.30
		Sectional time (s)	15.45	11.37	11.59	11.77	12.79	13.83		
		Cumulative time (s)	76.81	61.36	49.99	38.40	26.62	13.83	1:16.81	
		Speed (m/s)	12.94	17.59	17.26	16.99	15.64	14.46	15.62	
		Stride length (m)	5.27	6.88	6.86	6.73	6.33	6.12	6.31	
		Stride duration (s)	0.399	0.391	0.398	0.396	0.405	0.423	0.404	
		Stride efficiency (%)	43.48	73.90	73.60	70.87	62.52	58.59	62.26	
		Stride count	37.91	29.08	29.14	29.70	31.62	32.66	190.11	

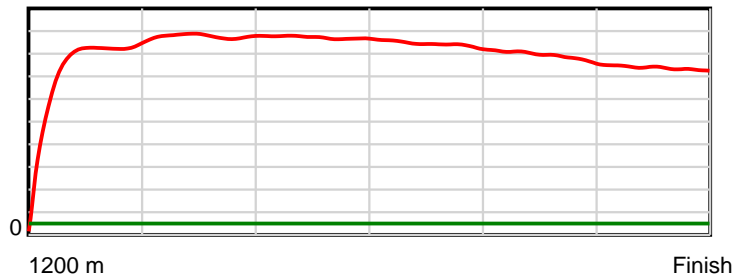
10 m Stride length



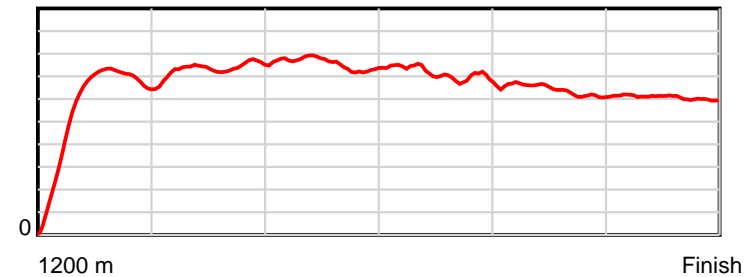
0.6 s Stride duration



20 m/sec Speed



100 % Stride efficiency



Note: Horizontal distance axis grid lines are 200m furlongs.

**Disclaimer.**

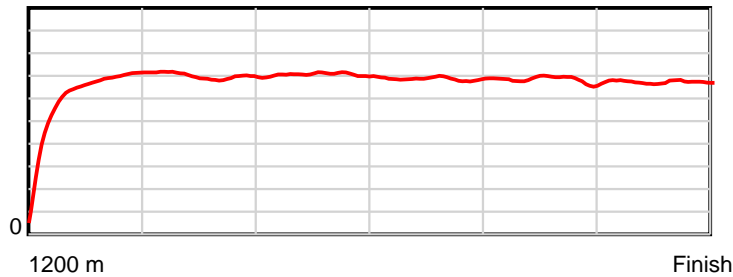
Tasracing Pty Ltd and Thoroughbred Ratings Pty Ltd accepts no responsibility for the completeness or accuracy of any of the information contained herein, and makes no representations about its suitability for any particular purpose. Users should make their own judgements about those matters and/or seek independent advice. You assume all risks associated with use of the data provided on this page.

# Race Results

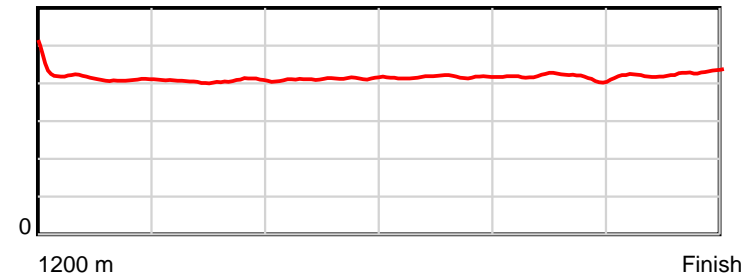
June 08, 2014, Race 6, CL2, Distance 1200m, Elwick Course Proper - Offset 6m

Result	TAB no.	Horse (Barrier)	1200 to	1000m to	800m to	600m to	400m to	200m to	Total or	Margin
4th	3	<b>Frolicked (4)</b>	<b>1000m</b>	<b>800m</b>	<b>600m</b>	<b>400m</b>	<b>200m</b>	<b>WP</b>	<b>Average</b>	
		Position in running (margin)	-	5(2.4)	7(2.7)	7(4.3)	5(5.9)	3(4.6)		3.50
		Sectional time (s)	15.21	11.81	11.95	12.04	12.57	13.27		
		Cumulative time (s)	76.85	61.64	49.83	37.88	25.83	13.27	1:16.84	
		Speed (m/s)	13.15	16.93	16.74	16.61	15.91	15.07	15.61	
		Stride length (m)	5.63	6.87	6.89	6.92	6.62	6.42	6.52	
		Stride duration (s)	0.424	0.405	0.412	0.417	0.416	0.426	0.418	
		Stride efficiency (%)	49.54	73.72	74.10	74.89	68.49	64.47	66.52	
		Stride count	35.52	29.12	29.04	28.89	30.21	31.14	183.92	

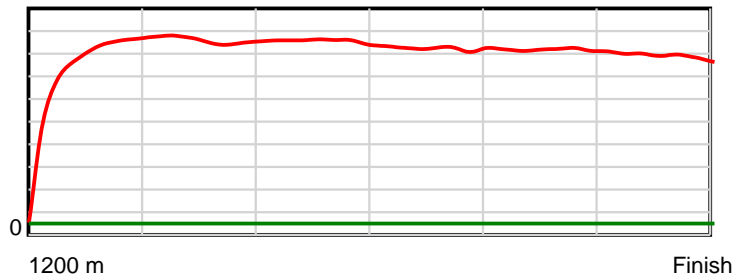
10 m Stride length



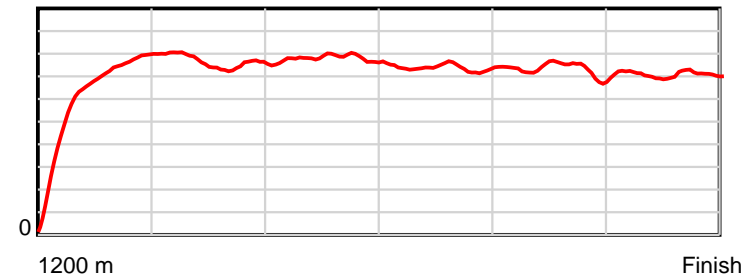
0.6 s Stride duration



20 m/sec Speed



100 % Stride efficiency



Note: Horizontal distance axis grid lines are 200m furlongs.

## Disclaimer.

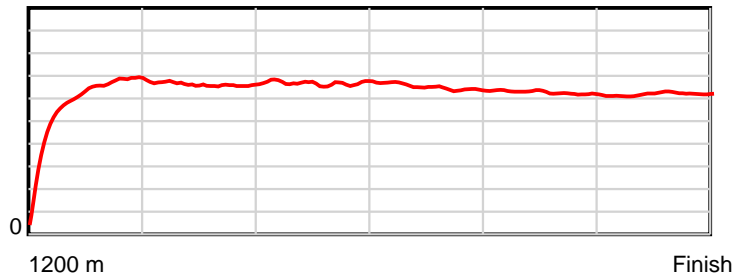
Tasracing Pty Ltd and Thoroughbred Ratings Pty Ltd accepts no responsibility for the completeness or accuracy of any of the information contained herein, and makes no representations about its suitability for any particular purpose. Users should make their own judgements about those matters and/or seek independent advice. You assume all risks associated with use of the data provided on this page.

# Race Results

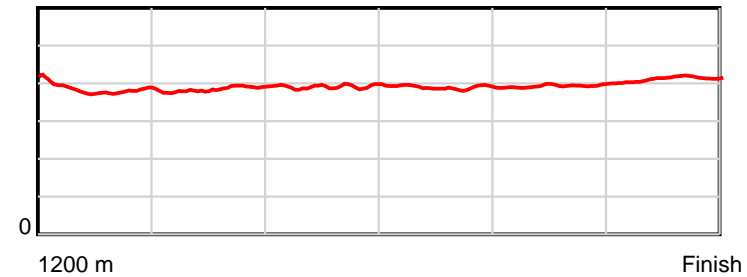
June 08, 2014, Race 6, CL2, Distance 1200m, Elwick Course Proper - Offset 6m

Result	TAB no.	Horse (Barrier)	1200 to	1000m to	800m to	600m to	400m to	200m to	Total or	Margin
5th	7	<b>Song of Joy (9)</b>	<b>1000m</b>	<b>800m</b>	<b>600m</b>	<b>400m</b>	<b>200m</b>	<b>WP</b>	<b>Average</b>	
		Position in running (margin)	-	1(0.0)	1(0.0)	3(2.0)	2(3.6)	2(4.5)		5.00
		Sectional time (s)	14.79	11.76	12.03	12.05	12.94	13.59		
		Cumulative time (s)	77.14	62.35	50.59	38.57	26.52	13.59	1:17.14	
		Speed (m/s)	13.52	17.01	16.63	16.60	15.46	14.72	15.56	
		Stride length (m)	5.37	6.51	6.48	6.45	6.09	6.08	6.14	
		Stride duration (s)	0.386	0.383	0.390	0.389	0.394	0.413	0.394	
		Stride efficiency (%)	45.07	66.21	65.63	65.10	57.93	57.80	58.84	
		Stride count	37.24	30.73	30.86	30.99	32.85	32.89	195.56	

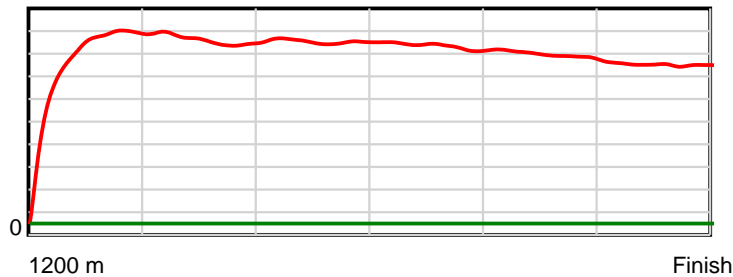
10 m Stride length



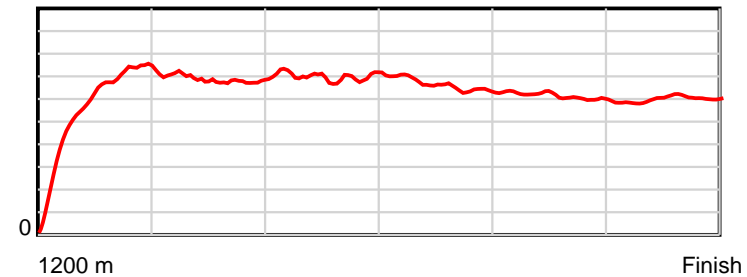
0.6 s Stride duration



20 m/sec Speed



100 % Stride efficiency



Note: Horizontal distance axis grid lines are 200m furlongs.

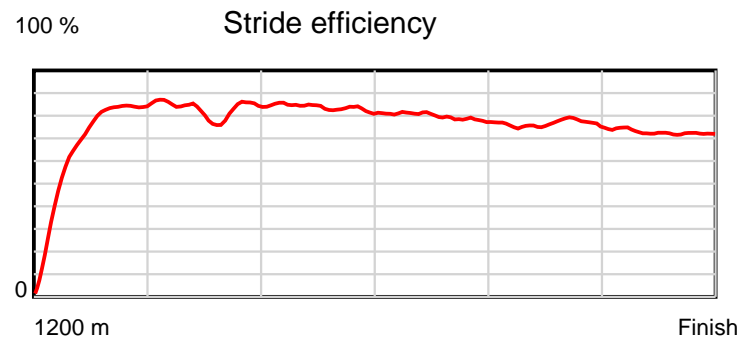
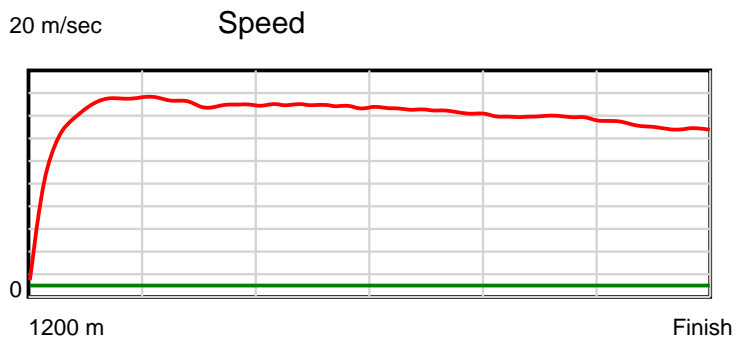
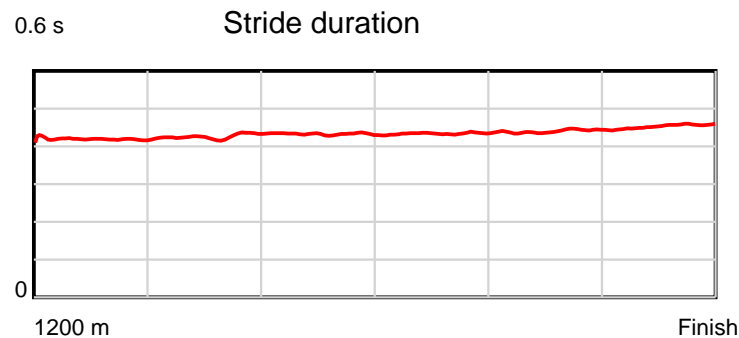
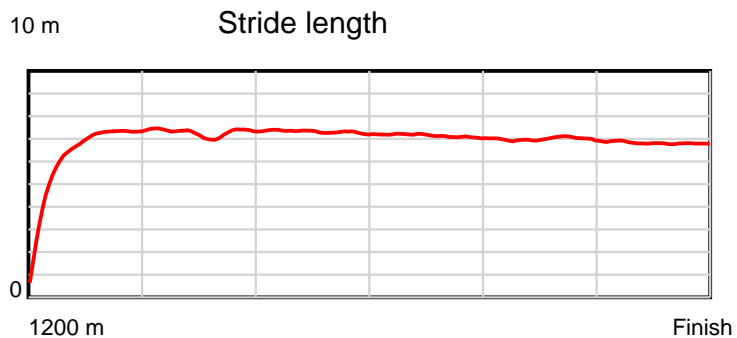
## Disclaimer.

Tasracing Pty Ltd and Thoroughbred Ratings Pty Ltd accepts no responsibility for the completeness or accuracy of any of the information contained herein, and makes no representations about its suitability for any particular purpose. Users should make their own judgements about those matters and/or seek independent advice. You assume all risks associated with use of the data provided on this page.

# Race Results

June 08, 2014, Race 6, CL2, Distance 1200m, Elwick Course Proper - Offset 6m

Result	TAB no.	Horse (Barrier)	1200 to	1000m to	800m to	600m to	400m to	200m to	Total or	Margin
6th	8	Arras (10)	1000m	800m	600m	400m	200m	WP	Average	
		Position in running (margin)	-	2(1.1)	5(1.6)	5(3.7)	6(6.6)	6(7.1)		6.00
		Sectional time (s)	14.79	11.85	12.05	12.26	12.88	13.52		
		Cumulative time (s)	77.34	62.55	50.71	38.66	26.40	13.52	1:17.34	
		Speed (m/s)	13.52	16.88	16.60	16.31	15.53	14.79	15.52	
		Stride length (m)	5.65	7.19	7.17	7.08	6.84	6.73	6.73	
		Stride duration (s)	0.416	0.426	0.432	0.434	0.440	0.455	0.434	
		Stride efficiency (%)	49.80	80.89	80.40	78.32	73.01	70.72	70.74	
		Stride count	35.43	27.80	27.88	28.25	29.26	29.73	178.35	



Note: Horizontal distance axis grid lines are 200m furlongs.

**Disclaimer.**

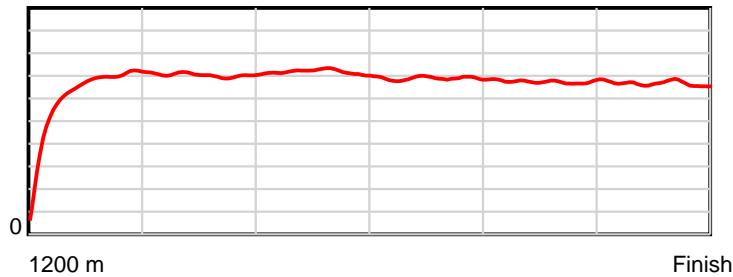
Tasracing Pty Ltd and Thoroughbred Ratings Pty Ltd accepts no responsibility for the completeness or accuracy of any of the information contained herein, and makes no representations about its suitability for any particular purpose. Users should make their own judgements about those matters and/or seek independent advice. You assume all risks associated with use of the data provided on this page.

# Race Results

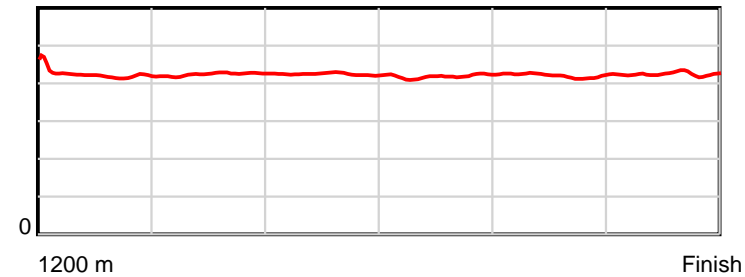
June 08, 2014, Race 6, CL2, Distance 1200m, Elwick Course Proper - Offset 6m

Result	TAB no.	Horse (Barrier)	1200 to	1000m to	800m to	600m to	400m to	200m to	Total or	Margin
7th	5	<b>Ourmaher (1)</b>	<b>1000m</b>	<b>800m</b>	<b>600m</b>	<b>400m</b>	<b>200m</b>	<b>WP</b>	<b>Average</b>	
		Position in running (margin)	-	6(2.6)	9(5.6)	9(7.2)	9(9.0)	9(9.3)		6.10
		Sectional time (s)	15.13	12.26	11.97	12.07	12.84	13.09		
		Cumulative time (s)	77.36	62.23	49.97	38.00	25.93	13.09	1:17.36	
		Speed (m/s)	13.22	16.31	16.71	16.57	15.58	15.28	15.51	
		Stride length (m)	5.66	6.91	7.09	6.93	6.55	6.49	6.57	
		Stride duration (s)	0.426	0.424	0.424	0.418	0.421	0.425	0.423	
		Stride efficiency (%)	50.05	74.66	78.61	75.03	67.12	65.76	67.43	
		Stride count	35.34	28.93	28.20	28.86	30.52	30.83	182.68	

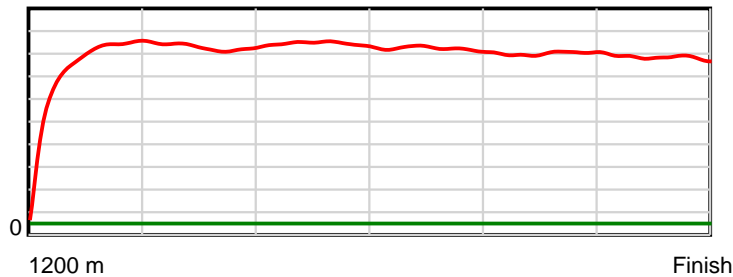
10 m Stride length



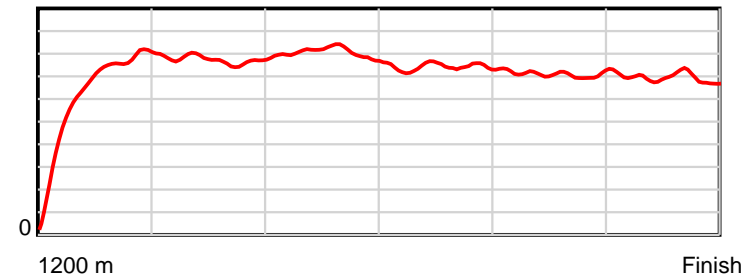
0.6 s Stride duration



20 m/sec Speed



100 % Stride efficiency



Note: Horizontal distance axis grid lines are 200m furlongs.

## Disclaimer.

Tasracing Pty Ltd and Thoroughbred Ratings Pty Ltd accepts no responsibility for the completeness or accuracy of any of the information contained herein, and makes no representations about its suitability for any particular purpose. Users should make their own judgements about those matters and/or seek independent advice. You assume all risks associated with use of the data provided on this page.

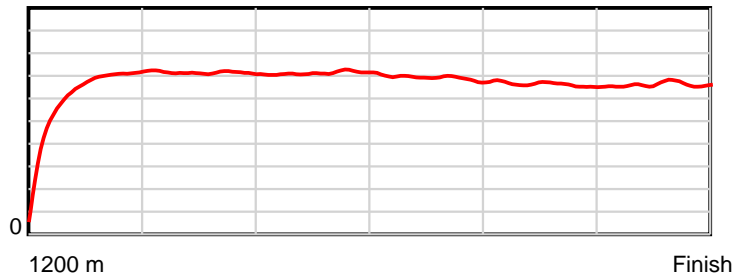


# Race Results

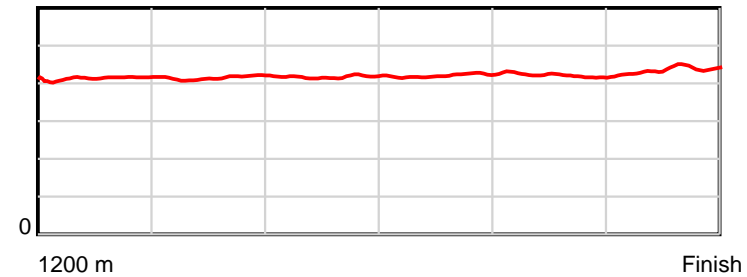
June 08, 2014, Race 6, CL2, Distance 1200m, Elwick Course Proper - Offset 6m

Result	TAB no.	Horse (Barrier)	1200 to	1000m to	800m to	600m to	400m to	200m to	Total or	Margin
8th	9	<b>Grandarci (6)</b>	<b>1000m</b>	<b>800m</b>	<b>600m</b>	<b>400m</b>	<b>200m</b>	<b>WP</b>	<b>Average</b>	
		Position in running (margin)	-	7(2.8)	6(1.9)	6(3.7)	7(6.9)	8(7.9)		6.60
		Sectional time (s)	15.09	11.60	12.00	12.29	12.97	13.50		
		Cumulative time (s)	77.46	62.37	50.76	38.76	26.47	13.50	1:17.45	
		Speed (m/s)	13.26	17.24	16.67	16.27	15.42	14.81	15.49	
		Stride length (m)	5.57	7.14	6.94	6.84	6.49	6.47	6.53	
		Stride duration (s)	0.411	0.415	0.416	0.421	0.421	0.437	0.422	
		Stride efficiency (%)	48.51	79.76	75.21	73.17	65.83	65.41	66.70	
		Stride count	35.90	27.99	28.83	29.23	30.81	30.91	183.67	

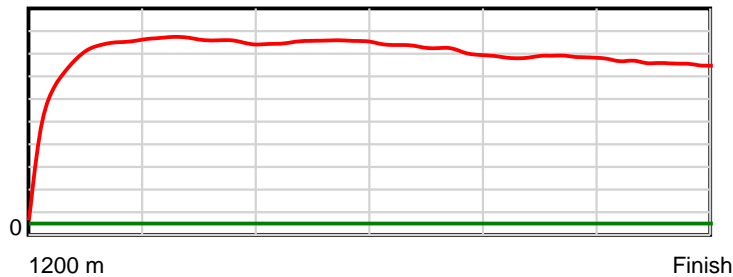
10 m Stride length



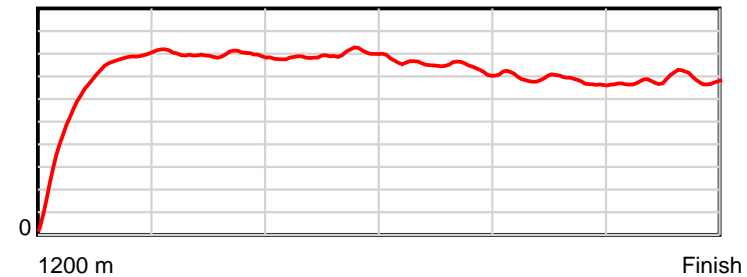
0.6 s Stride duration



20 m/sec Speed



100 % Stride efficiency



Note: Horizontal distance axis grid lines are 200m furlongs.

## Disclaimer.

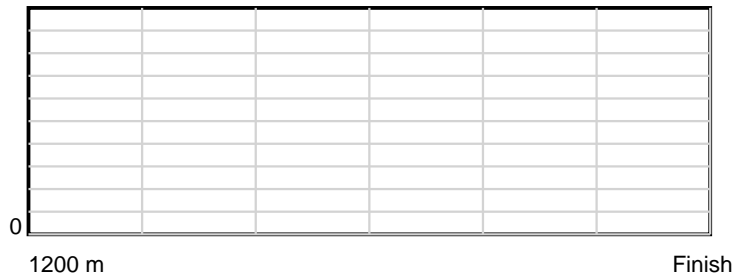
Tasracing Pty Ltd and Thoroughbred Ratings Pty Ltd accepts no responsibility for the completeness or accuracy of any of the information contained herein, and makes no representations about its suitability for any particular purpose. Users should make their own judgements about those matters and/or seek independent advice. You assume all risks associated with use of the data provided on this page.

# Race Results


June 08, 2014, Race 6, CL2, Distance 1200m, Elwick Course Proper - Offset 6m

Result	TAB no.	Horse (Barrier)	1200 to	1000m to	800m to	600m to	400m to	200m to	Total or	Margin
9th	6	Qui Samer (5)								
		Position in running (margin)								
		Sectional time (s)								
		Cumulative time (s)								
		Speed (m/s)								
		Stride length (m)								
		Stride duration (s)								
		Stride efficiency (%)								
		Stride count								

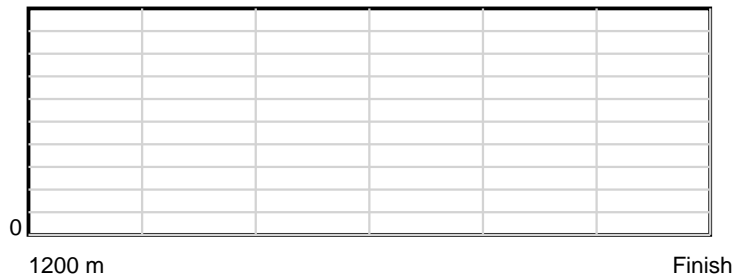
10 m Stride length



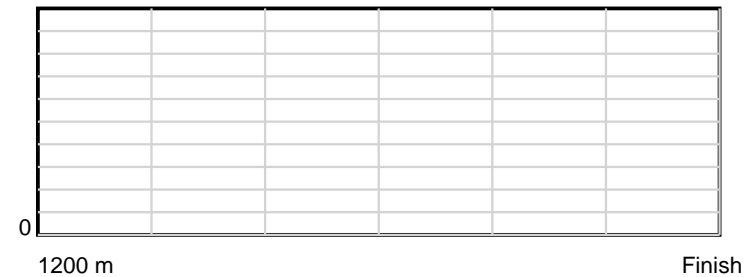
0.6 s Stride duration



20 m/sec Speed



100 % Stride efficiency



Note: Horizontal distance axis grid lines are 200m furlongs.

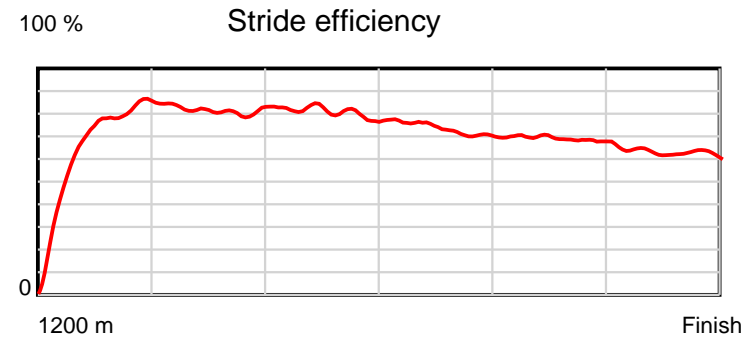
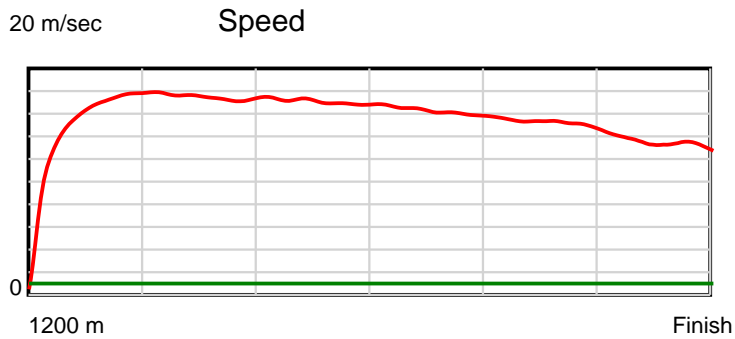
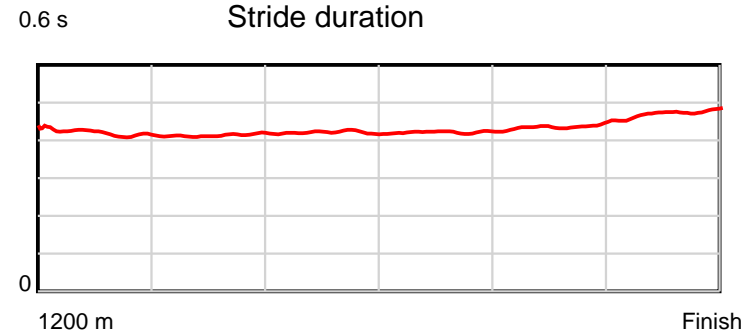
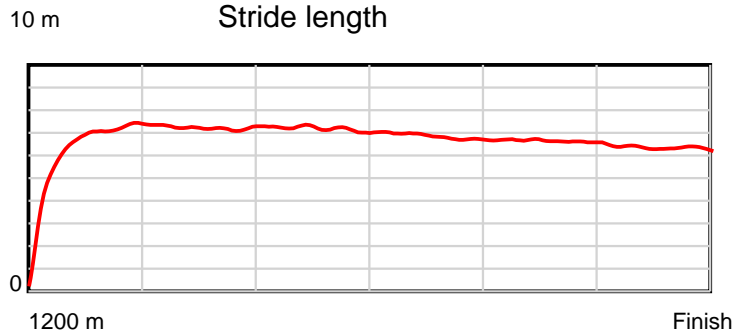
**Disclaimer.**

Tasracing Pty Ltd and Thoroughbred Ratings Pty Ltd accepts no responsibility for the completeness or accuracy of any of the information contained herein, and makes no representations about its suitability for any particular purpose. Users should make their own judgements about those matters and/or seek independent advice. You assume all risks associated with use of the data provided on this page.

# Race Results

June 08, 2014, Race 6, CL2, Distance 1200m, Elwick Course Proper - Offset 6m

Result	TAB no.	Horse (Barrier)	1200 to	1000m to	800m to	600m to	400m to	200m to	Total or	Margin
10th	4	<b>Genuine Gee Ge... (2)</b>	<b>1000m</b>	<b>800m</b>	<b>600m</b>	<b>400m</b>	<b>200m</b>	<b>WP</b>	<b>Average</b>	
		Position in running (margin)	-	4(1.7)	3(0.7)	2(1.9)	3(4.5)	7(7.8)		19.40
		Sectional time (s)	15.58	11.61	11.88	12.21	13.35	15.43		
		Cumulative time (s)	80.06	64.48	52.87	40.99	28.78	15.43	1:20.06	
		Speed (m/s)	12.83	17.23	16.84	16.38	14.98	12.96	14.99	
		Stride length (m)	5.75	7.12	7.08	6.91	6.55	6.13	6.55	
		Stride duration (s)	0.413	0.413	0.421	0.422	0.437	0.473	0.437	
		Stride efficiency (%)	51.60	79.30	78.34	74.54	66.99	58.78	67.00	
		Stride count	34.81	28.08	28.25	28.96	30.55	32.61	183.26	



Note: Horizontal distance axis grid lines are 200m furlongs.

**Disclaimer.**

Tasracing Pty Ltd and Thoroughbred Ratings Pty Ltd accepts no responsibility for the completeness or accuracy of any of the information contained herein, and makes no representations about its suitability for any particular purpose. Users should make their own judgements about those matters and/or seek independent advice. You assume all risks associated with use of the data provided on this page.