



Race Results

Tasmanian Racing Club, Hobart, June 08, 2014

Compilation date: June 10, 2014, 4:01:54 PM (EST)

Copyright © 2014 Tasracing Pty Ltd. All rights reserved.

Trademarks.

StrideMASTER is a registered trademark of Thoroughbred Ratings Pty Ltd.

Disclaimer.

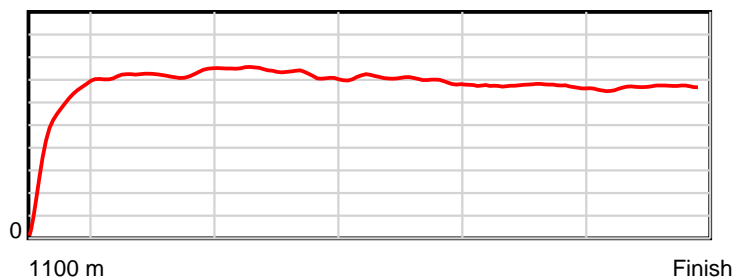
Tasracing Pty Ltd and Thoroughbred Ratings Pty Ltd accepts no responsibility for the completeness or accuracy of any of the information contained herein, and makes no representations about its suitability for any particular purpose. Users should make their own judgements about those matters and/or seek independent advice. You assume all risks associated with use of the data provided on this page.

Race Results

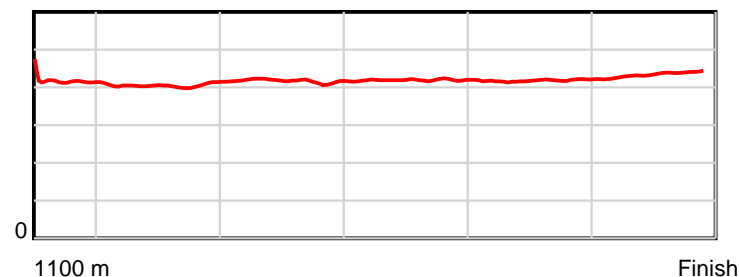
June 08, 2014, Race 8, OPEN HCP, Distance 1100m, Elwick Course Proper - Offset 6m

Result	TAB no.	Horse (Barrier)	1100 to	1000m to	800m to	600m to	400m to	200m to	Total or	Margin
1st	1	Arenzano (6)	1000m	800m	600m	400m	200m	WP	Average	
		Position in running (margin)	-	6(2.9)	1(0.0)	1(0.0)	1(0.0)	1(0.0)		0.00
		Sectional time (s)	9.61	10.81	11.30	11.60	12.27	12.90		
		Cumulative time (s)	68.49	58.88	48.07	36.77	25.17	12.90	1:08.48	
		Speed (m/s)	10.41	18.50	17.70	17.24	16.30	15.50	16.06	
		Stride length (m)	4.47	7.47	7.38	7.22	6.79	6.73	6.74	
		Stride duration (s)	0.429	0.404	0.417	0.419	0.417	0.434	0.420	
		Stride efficiency (%)	31.16	87.20	85.20	81.41	72.14	70.78	71.06	
		Stride count	22.39	26.77	27.09	27.71	29.44	29.72	163.12	

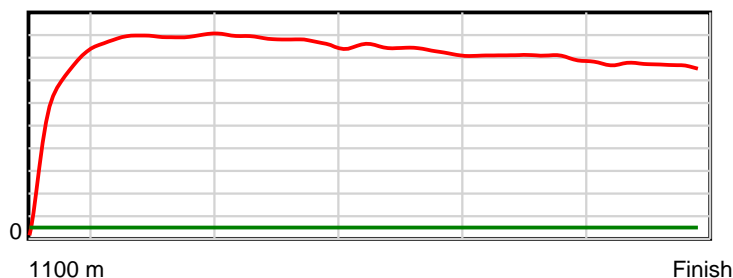
10 m Stride length



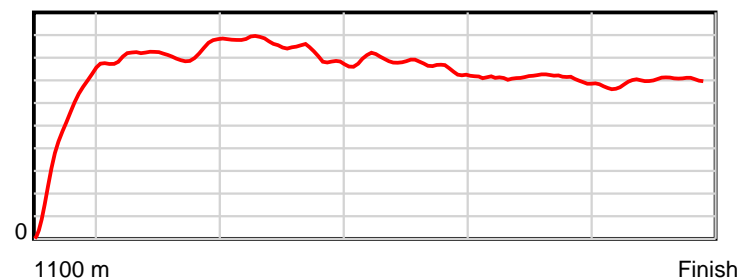
0.6 s Stride duration



20 m/sec Speed



100 % Stride efficiency



Note: Horizontal distance axis grid lines are 200m furlongs.

Disclaimer.

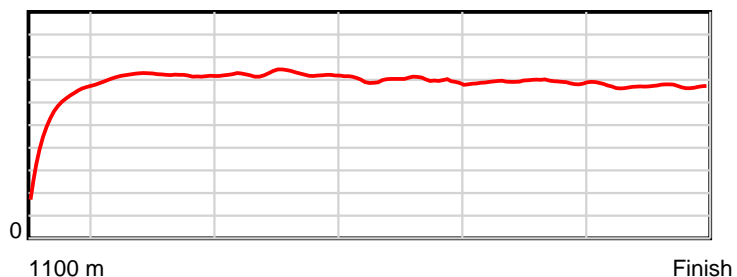
Tasracing Pty Ltd and Thoroughbred Ratings Pty Ltd accepts no responsibility for the completeness or accuracy of any of the information contained herein, and makes no representations about its suitability for any particular purpose. Users should make their own judgements about those matters and/or seek independent advice. You assume all risks associated with use of the data provided on this page.

Race Results

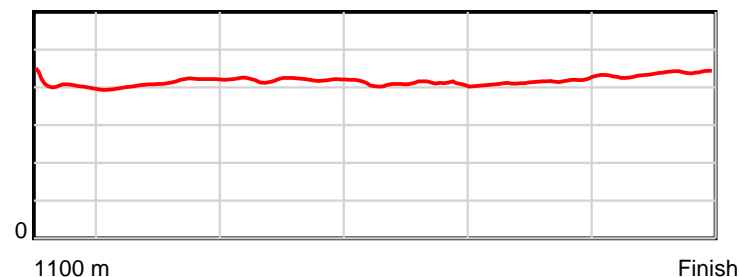
June 08, 2014, Race 8, OPEN HCP, Distance 1100m, Elwick Course Proper - Offset 6m

Result	TAB no.	Horse (Barrier)	1100 to	1000m to	800m to	600m to	400m to	200m to	Total or	Margin
2nd	8	Hold Onto Your... (2)	1000m	800m	600m	400m	200m	WP	Average	
		Position in running (margin)	-	1(0.0)	4(1.2)	5(3.4)	2(2.3)	2(1.3)		3.00
		Sectional time (s)	9.10	11.50	11.66	11.41	12.10	13.28		
		Cumulative time (s)	69.05	59.95	48.45	36.79	25.38	13.28	1:09.04	
		Speed (m/s)	10.98	17.39	17.15	17.53	16.53	15.06	15.93	
		Stride length (m)	4.54	7.18	7.20	7.15	6.85	6.56	6.65	
		Stride duration (s)	0.409	0.413	0.420	0.408	0.414	0.435	0.418	
		Stride efficiency (%)	32.16	80.52	81.01	79.84	73.24	67.17	69.13	
		Stride count	22.04	27.86	27.78	27.98	29.21	30.51	165.38	

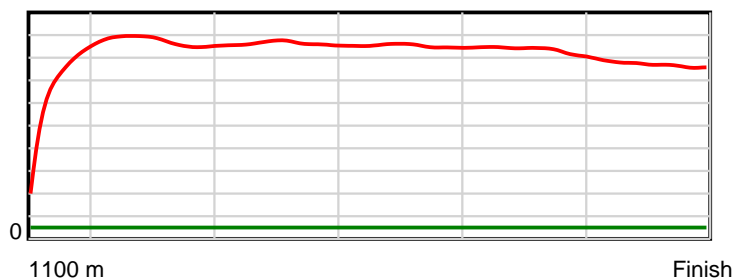
10 m Stride length



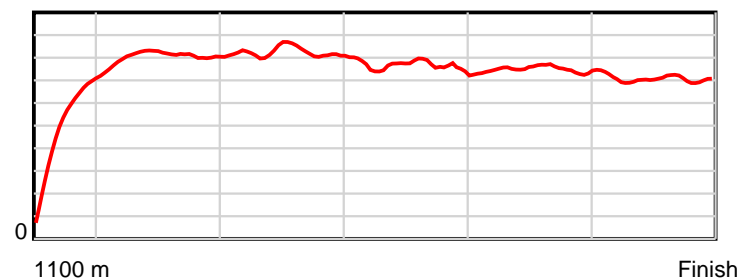
0.6 s Stride duration



20 m/sec Speed



100 % Stride efficiency



Note: Horizontal distance axis grid lines are 200m furlongs.

Disclaimer.

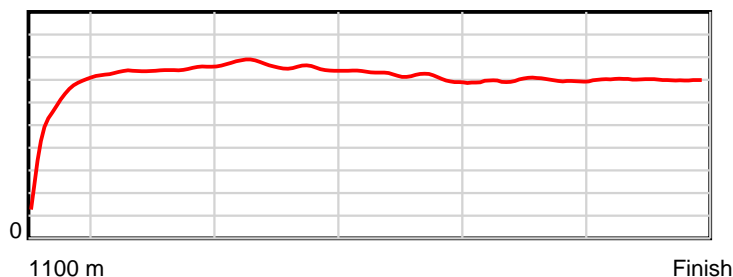
Tasracing Pty Ltd and Thoroughbred Ratings Pty Ltd accepts no responsibility for the completeness or accuracy of any of the information contained herein, and makes no representations about its suitability for any particular purpose. Users should make their own judgements about those matters and/or seek independent advice. You assume all risks associated with use of the data provided on this page.

Race Results

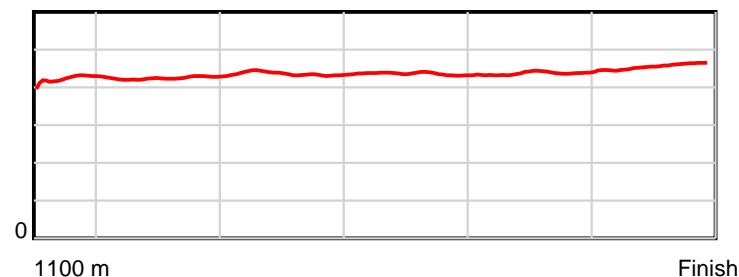
June 08, 2014, Race 8, OPEN HCP, Distance 1100m, Elwick Course Proper - Offset 6m

Result	TAB no.	Horse (Barrier)	1100 to	1000m to	800m to	600m to	400m to	200m to	Total or	Margin
3rd	4	Jay Bee's Gee ... (3)	1000m	800m	600m	400m	200m	WP	Average	
		Position in running (margin)	-	3(1.6)	2(0.7)	2(1.7)	3(2.7)	3(2.8)		4.30
		Sectional time (s)	9.57	11.16	11.45	11.78	12.28	13.06		
		Cumulative time (s)	69.30	59.73	48.57	37.12	25.34	13.06	1:09.29	
		Speed (m/s)	10.45	17.92	17.47	16.98	16.29	15.31	15.87	
		Stride length (m)	4.30	7.61	7.61	7.41	7.10	6.99	6.89	
		Stride duration (s)	0.400	0.425	0.436	0.436	0.436	0.456	0.434	
		Stride efficiency (%)	28.88	90.46	90.59	85.71	78.82	76.35	74.23	
		Stride count	23.26	26.29	26.27	27.01	28.16	28.61	159.60	

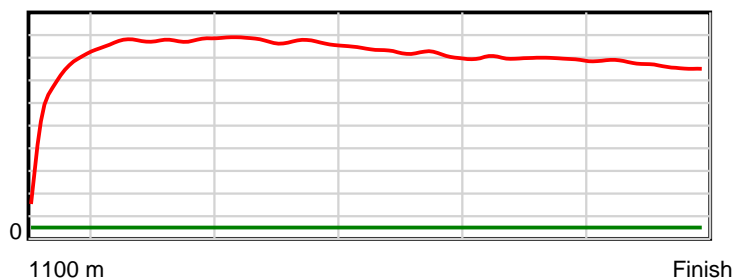
10 m Stride length



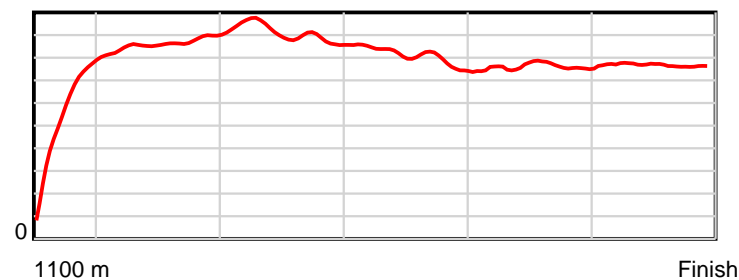
0.6 s Stride duration



20 m/sec Speed



100 % Stride efficiency



Note: Horizontal distance axis grid lines are 200m furlongs.

Disclaimer.

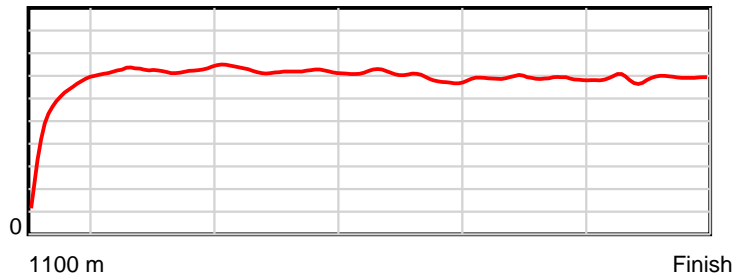
Tasracing Pty Ltd and Thoroughbred Ratings Pty Ltd accepts no responsibility for the completeness or accuracy of any of the information contained herein, and makes no representations about its suitability for any particular purpose. Users should make their own judgements about those matters and/or seek independent advice. You assume all risks associated with use of the data provided on this page.

Race Results

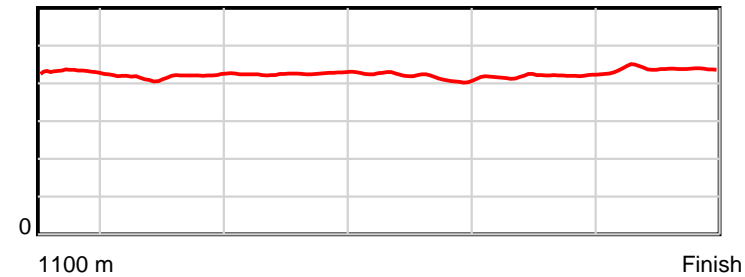
June 08, 2014, Race 8, OPEN HCP, Distance 1100m, Elwick Course Proper - Offset 6m

Result	TAB no.	Horse (Barrier)	1100 to	1000m to	800m to	600m to	400m to	200m to	Total or	Margin
4th	5	Minute Repeate... (11)	1000m	800m	600m	400m	200m	WP	Average	
		Position in running (margin)	-	10(5.2)	10(4.4)	10(8.1)	9(9.2)	7(9.2)		6.80
		Sectional time (s)	10.09	11.17	11.91	11.79	12.26	12.56		
		Cumulative time (s)	69.78	59.69	48.52	36.60	24.82	12.56	1:09.78	
		Speed (m/s)	9.91	17.91	16.79	16.96	16.31	15.92	15.76	
		Stride length (m)	4.23	7.48	7.14	7.08	6.84	6.98	6.69	
		Stride duration (s)	0.420	0.418	0.425	0.417	0.419	0.438	0.424	
		Stride efficiency (%)	28.00	87.50	79.66	78.29	73.16	76.06	69.86	
		Stride count	23.62	26.73	28.01	28.26	29.23	28.67	164.52	

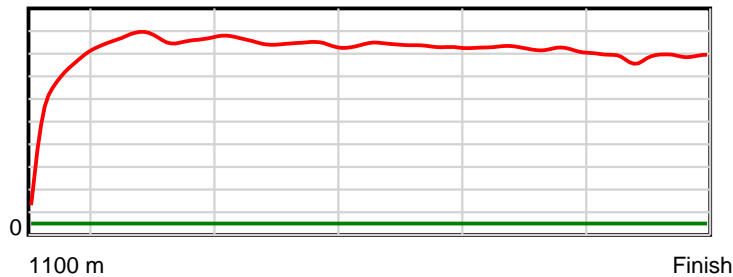
10 m Stride length



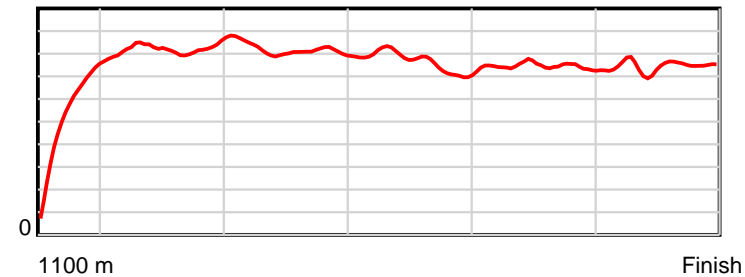
0.6 s Stride duration



20 m/sec Speed



100 % Stride efficiency



Note: Horizontal distance axis grid lines are 200m furlongs.

Disclaimer.

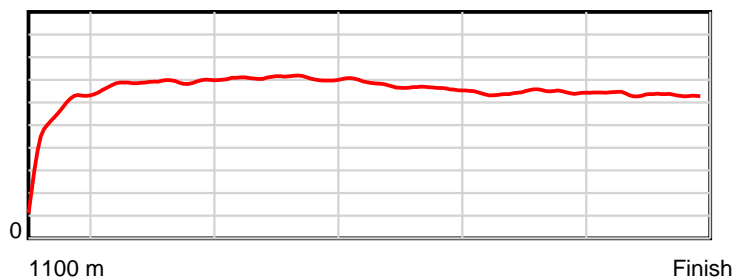
Tasracing Pty Ltd and Thoroughbred Ratings Pty Ltd accepts no responsibility for the completeness or accuracy of any of the information contained herein, and makes no representations about its suitability for any particular purpose. Users should make their own judgements about those matters and/or seek independent advice. You assume all risks associated with use of the data provided on this page.

Race Results

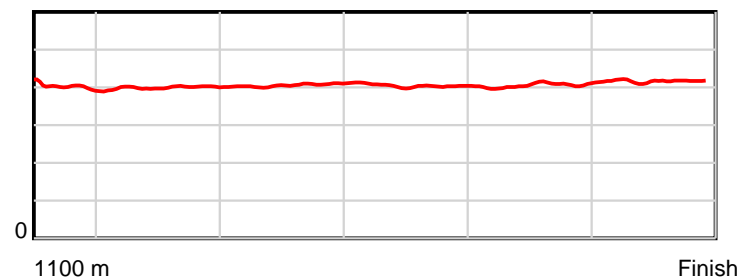
June 08, 2014, Race 8, OPEN HCP, Distance 1100m, Elwick Course Proper - Offset 6m

Result	TAB no.	Horse (Barrier)	1100 to	1000m to	800m to	600m to	400m to	200m to	Total or	Margin
5th	7	Hailed (4)	1000m	800m	600m	400m	200m	WP	Average	
		Position in running (margin)	-	9(4.7)	9(4.2)	6(4.7)	7(6.9)	6(7.9)		7.00
		Sectional time (s)	9.98	11.21	11.38	11.95	12.44	12.86		
		Cumulative time (s)	69.82	59.84	48.63	37.25	25.29	12.86	1:09.81	
		Speed (m/s)	10.02	17.84	17.57	16.74	16.08	15.55	15.75	
		Stride length (m)	4.01	7.13	7.12	6.76	6.51	6.48	6.39	
		Stride duration (s)	0.396	0.400	0.405	0.404	0.405	0.416	0.405	
		Stride efficiency (%)	25.18	79.43	79.25	71.44	66.22	65.55	63.75	
		Stride count	24.91	28.05	28.08	29.58	30.72	30.88	172.22	

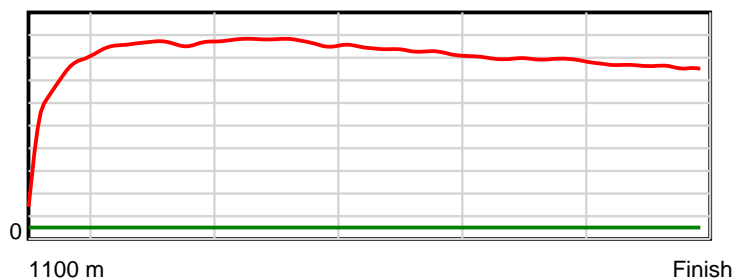
10 m Stride length



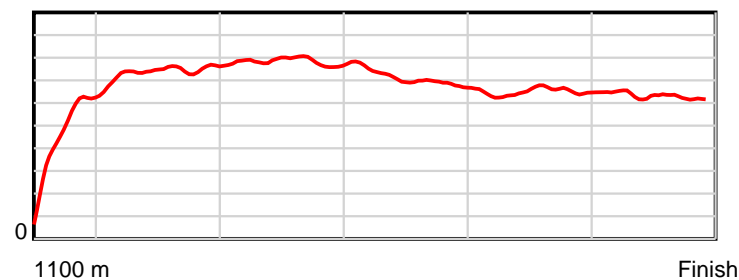
0.6 s Stride duration



20 m/sec Speed



100 % Stride efficiency



Note: Horizontal distance axis grid lines are 200m furlongs.

Disclaimer.

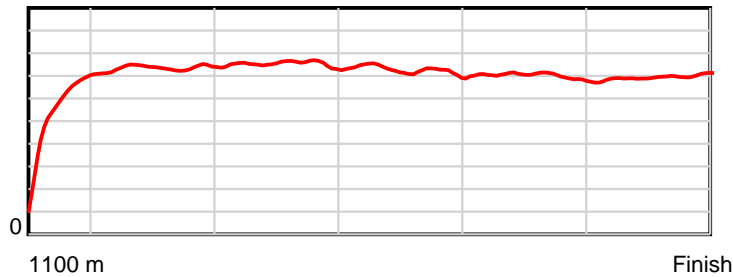
Tasracing Pty Ltd and Thoroughbred Ratings Pty Ltd accepts no responsibility for the completeness or accuracy of any of the information contained herein, and makes no representations about its suitability for any particular purpose. Users should make their own judgements about those matters and/or seek independent advice. You assume all risks associated with use of the data provided on this page.

Race Results

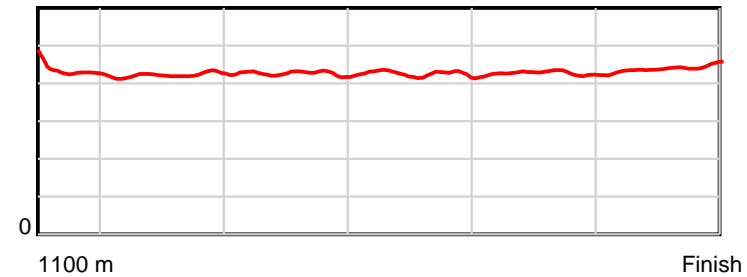
June 08, 2014, Race 8, OPEN HCP, Distance 1100m, Elwick Course Proper - Offset 6m

Result	TAB no.	Horse (Barrier)	1100 to	1000m to	800m to	600m to	400m to	200m to	Total or	Margin
6th	6	Barysh Quest (7)	1000m	800m	600m	400m	200m	WP	Average	
		Position in running (margin)	-	2(1.6)	7(3.6)	7(4.8)	6(5.7)	5(7.6)		9.00
		Sectional time (s)	9.70	11.63	11.50	11.75	12.58	13.06		
		Cumulative time (s)	70.21	60.51	48.89	37.38	25.63	13.06	1:10.20	
		Speed (m/s)	10.31	17.20	17.39	17.02	15.90	15.31	15.67	
		Stride length (m)	4.55	7.23	7.39	7.20	6.76	6.77	6.72	
		Stride duration (s)	0.435	0.421	0.425	0.423	0.425	0.442	0.429	
		Stride efficiency (%)	32.36	81.77	85.37	81.00	71.43	71.63	70.66	
		Stride count	21.97	27.65	27.06	27.78	29.58	29.54	163.58	

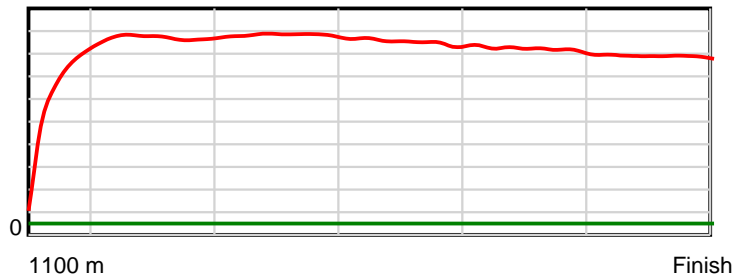
10 m Stride length



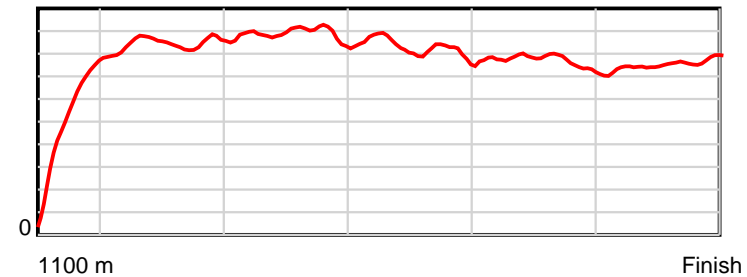
0.6 s Stride duration



20 m/sec Speed



100 % Stride efficiency



Note: Horizontal distance axis grid lines are 200m furlongs.

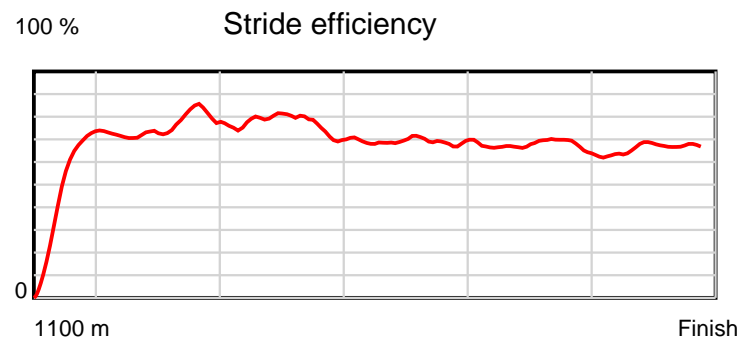
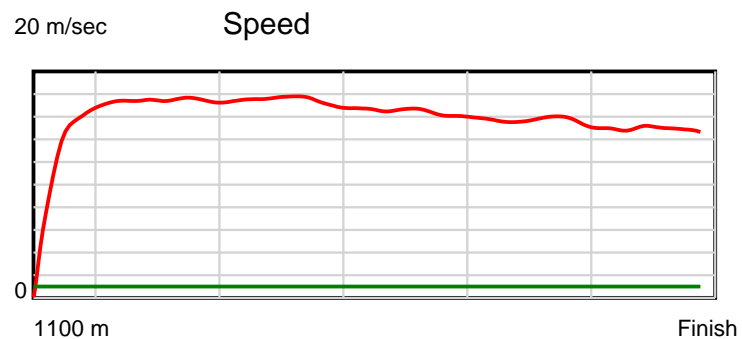
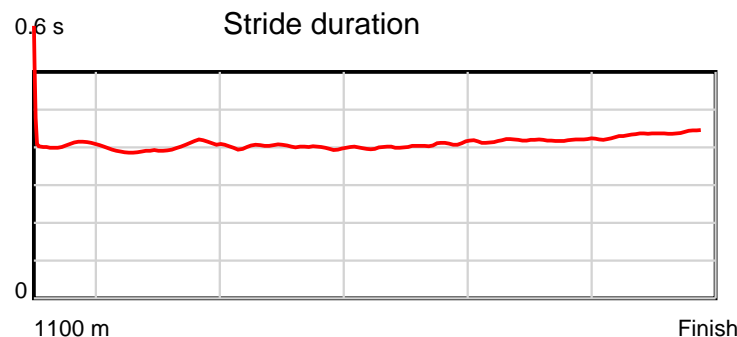
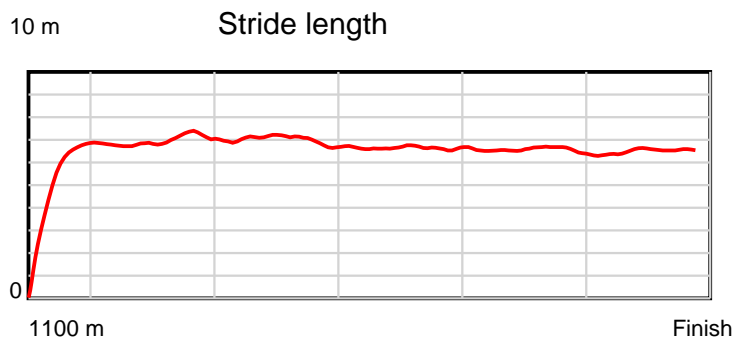
Disclaimer.

Tasracing Pty Ltd and Thoroughbred Ratings Pty Ltd accepts no responsibility for the completeness or accuracy of any of the information contained herein, and makes no representations about its suitability for any particular purpose. Users should make their own judgements about those matters and/or seek independent advice. You assume all risks associated with use of the data provided on this page.

Race Results

June 08, 2014, Race 8, OPEN HCP, Distance 1100m, Elwick Course Proper - Offset 6m

Result	TAB no.	Horse (Barrier)	1100 to	1000m to	800m to	600m to	400m to	200m to	Total or	Margin
7th	3	Innocent Gamb... (5)	1000m	800m	600m	400m	200m	WP	Average	
		Position in running (margin)	-	7(3.0)	5(1.5)	4(2.3)	4(3.7)	4(6.5)		10.50
		Sectional time (s)	10.04	11.06	11.43	11.83	12.73	13.43		
		Cumulative time (s)	70.51	60.47	49.42	37.99	26.16	13.43	1:10.51	
		Speed (m/s)	9.96	18.08	17.50	16.91	15.71	14.89	15.60	
		Stride length (m)	4.58	7.19	7.01	6.80	6.56	6.49	6.51	
		Stride duration (s)	0.441	0.398	0.400	0.402	0.418	0.435	0.417	
		Stride efficiency (%)	32.74	80.81	76.73	72.28	67.30	65.74	66.27	
		Stride count	21.85	27.81	28.54	29.41	30.48	30.83	168.92	



Note: Horizontal distance axis grid lines are 200m furlongs.

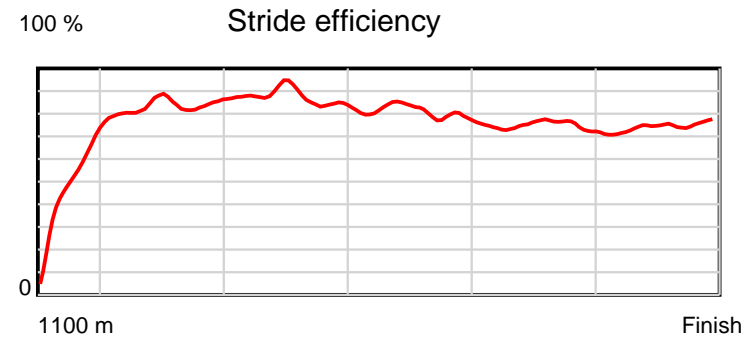
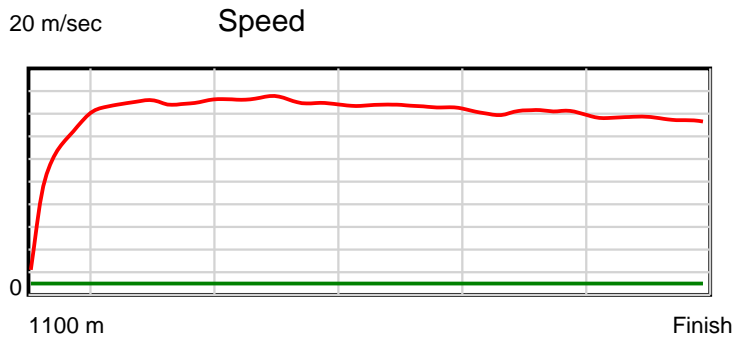
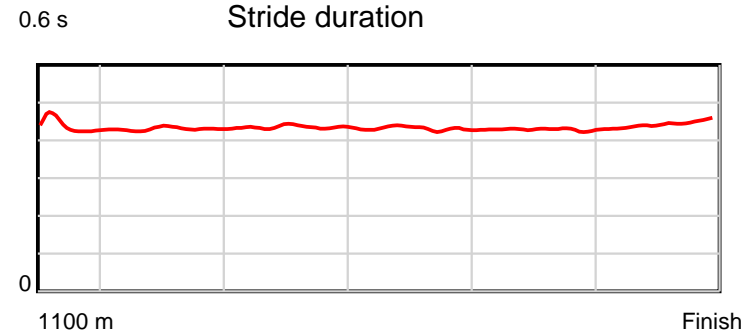
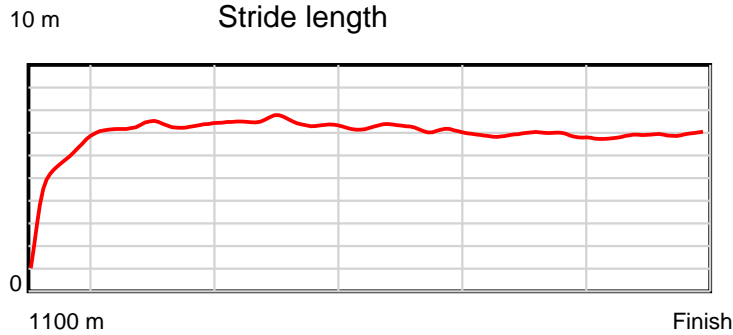
Disclaimer.

Tasracing Pty Ltd and Thoroughbred Ratings Pty Ltd accepts no responsibility for the completeness or accuracy of any of the information contained herein, and makes no representations about its suitability for any particular purpose. Users should make their own judgements about those matters and/or seek independent advice. You assume all risks associated with use of the data provided on this page.

Race Results

June 08, 2014, Race 8, OPEN HCP, Distance 1100m, Elwick Course Proper - Offset 6m

Result	TAB no.	Horse (Barrier)	1100 to	1000m to	800m to	600m to	400m to	200m to	Total or	Margin
8th	12	Sparton (9)	1000m	800m	600m	400m	200m	WP	Average	
		Position in running (margin)	-	11(5.9)	11(7.0)	11(10.2)	11(11.9)	11(12.5)		11.30
		Sectional time (s)	10.36	11.48	11.83	11.89	12.37	12.74		
		Cumulative time (s)	70.67	60.31	48.83	37.00	25.11	12.74	1:10.67	
		Speed (m/s)	9.65	17.42	16.91	16.82	16.17	15.70	15.57	
		Stride length (m)	4.34	7.48	7.36	7.24	6.93	6.99	6.79	
		Stride duration (s)	0.434	0.430	0.435	0.431	0.429	0.445	0.436	
		Stride efficiency (%)	29.43	87.54	84.58	82.01	75.00	76.25	72.00	
		Stride count	23.04	26.72	27.18	27.61	28.87	28.63	162.05	



Note: Horizontal distance axis grid lines are 200m furlongs.

Disclaimer.

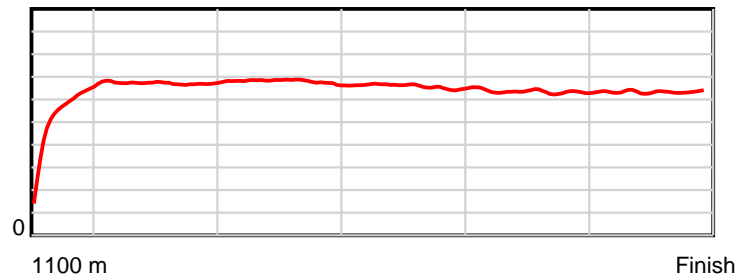
Tasracing Pty Ltd and Thoroughbred Ratings Pty Ltd accepts no responsibility for the completeness or accuracy of any of the information contained herein, and makes no representations about its suitability for any particular purpose. Users should make their own judgements about those matters and/or seek independent advice. You assume all risks associated with use of the data provided on this page.

Race Results

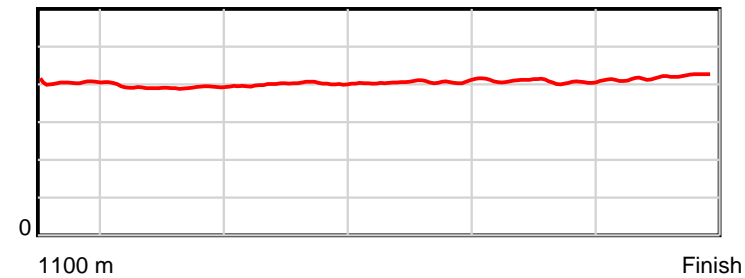
June 08, 2014, Race 8, OPEN HCP, Distance 1100m, Elwick Course Proper - Offset 6m

Result	TAB no.	Horse (Barrier)	1100 to	1000m to	800m to	600m to	400m to	200m to	Total or	Margin
9th	10	Reach the Moon (10)	1000m	800m	600m	400m	200m	WP	Average	
		Position in running (margin)	-	5(2.3)	6(3.4)	9(6.5)	10(9.6)	10(11.8)		12.30
		Sectional time (s)	9.90	11.48	11.81	12.12	12.63	12.93		
		Cumulative time (s)	70.87	60.97	49.49	37.68	25.56	12.93	1:10.87	
		Speed (m/s)	10.10	17.42	16.93	16.50	15.84	15.47	15.52	
		Stride length (m)	4.20	6.82	6.77	6.69	6.46	6.48	6.31	
		Stride duration (s)	0.397	0.392	0.400	0.405	0.408	0.419	0.406	
		Stride efficiency (%)	27.53	72.78	71.70	69.93	65.23	65.58	62.17	
		Stride count	23.83	29.31	29.53	29.90	30.95	30.87	174.39	

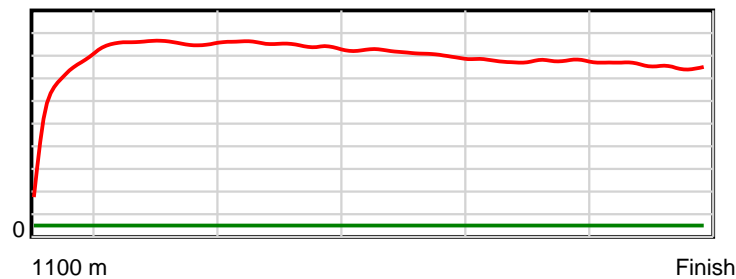
10 m Stride length



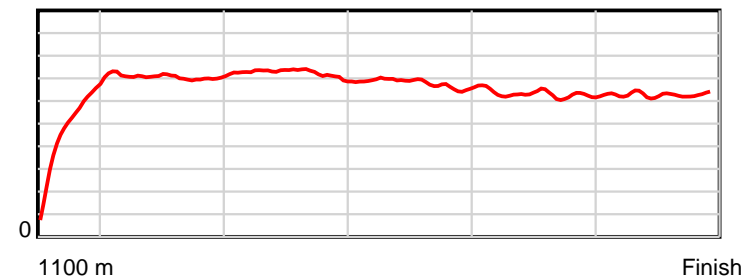
0.6 s Stride duration



20 m/sec Speed



100 % Stride efficiency



Note: Horizontal distance axis grid lines are 200m furlongs.

Disclaimer.

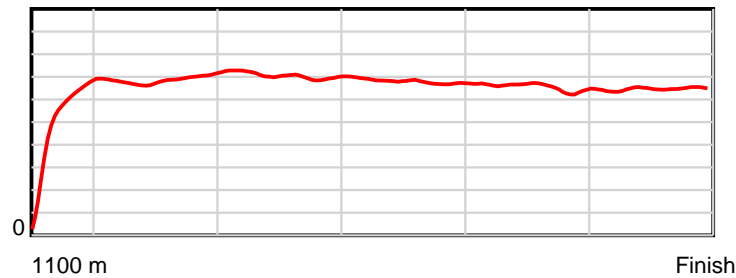
Tasracing Pty Ltd and Thoroughbred Ratings Pty Ltd accepts no responsibility for the completeness or accuracy of any of the information contained herein, and makes no representations about its suitability for any particular purpose. Users should make their own judgements about those matters and/or seek independent advice. You assume all risks associated with use of the data provided on this page.

Race Results

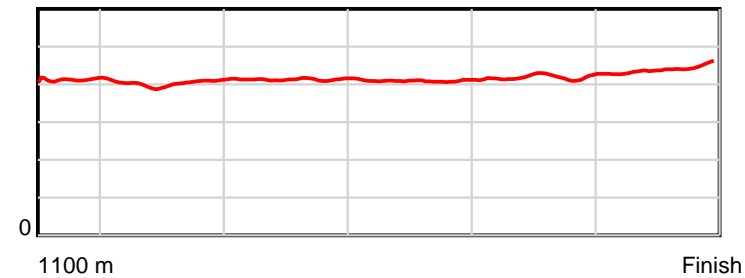
June 08, 2014, Race 8, OPEN HCP, Distance 1100m, Elwick Course Proper - Offset 6m

Result	TAB no.	Horse (Barrier)	1100 to	1000m to	800m to	600m to	400m to	200m to	Total or	Margin
10th	9	Al Jandar (12)	1000m	800m	600m	400m	200m	WP	Average	
		Position in running (margin)	-	8(3.7)	8(3.6)	8(6.0)	8(8.1)	9(11.3)		15.60
		Sectional time (s)	10.35	11.27	11.70	11.95	12.80	13.45		
		Cumulative time (s)	71.53	61.18	49.91	38.20	26.25	13.45	1:11.53	
		Speed (m/s)	9.66	17.75	17.09	16.74	15.62	14.87	15.38	
		Stride length (m)	4.11	7.14	7.05	6.85	6.54	6.56	6.43	
		Stride duration (s)	0.400	0.402	0.412	0.409	0.418	0.441	0.418	
		Stride efficiency (%)	26.35	79.66	77.57	73.28	66.79	67.24	64.63	
		Stride count	24.35	28.01	28.39	29.21	30.59	30.49	171.04	

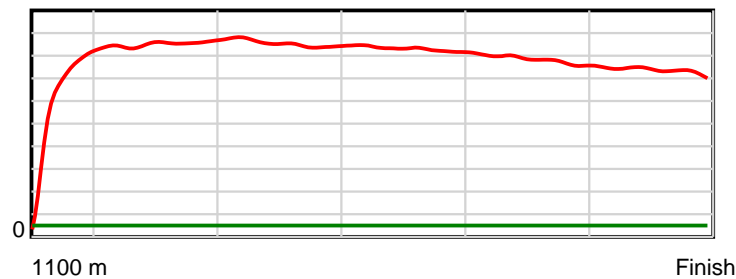
10 m Stride length



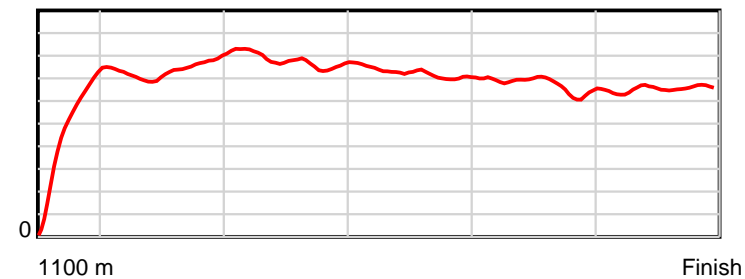
0.6 s Stride duration



20 m/sec Speed



100 % Stride efficiency



Note: Horizontal distance axis grid lines are 200m furlongs.

Disclaimer.

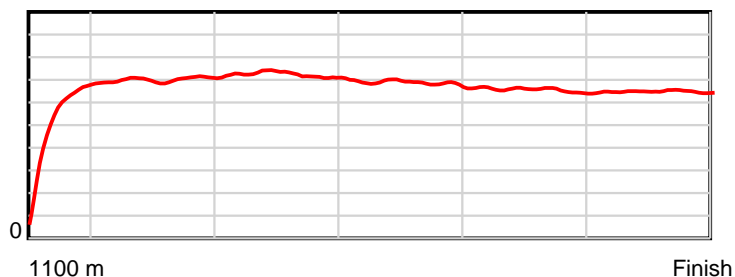
Tasracing Pty Ltd and Thoroughbred Ratings Pty Ltd accepts no responsibility for the completeness or accuracy of any of the information contained herein, and makes no representations about its suitability for any particular purpose. Users should make their own judgements about those matters and/or seek independent advice. You assume all risks associated with use of the data provided on this page.

Race Results

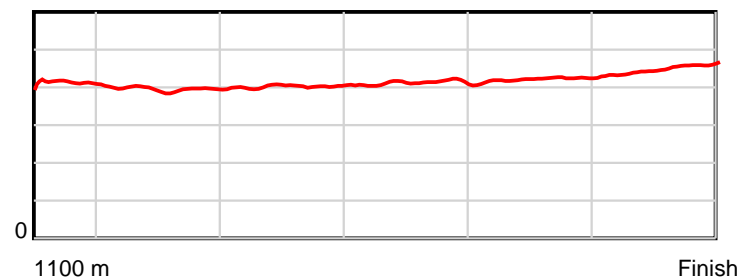
June 08, 2014, Race 8, OPEN HCP, Distance 1100m, Elwick Course Proper - Offset 6m

Result	TAB no.	Horse (Barrier)	1100 to	1000m to	800m to	600m to	400m to	200m to	Total or	Margin
11th	11	Dangerous Geeg... (8)	1000m	800m	600m	400m	200m	WP	Average	
		Position in running (margin)	-	4(1.7)	3(1.2)	3(1.7)	5(4.7)	8(11.1)		19.40
		Sectional time (s)	9.97	11.20	11.39	12.10	13.34	14.33		
		Cumulative time (s)	72.32	62.35	51.15	39.76	27.66	14.33	1:12.31	
		Speed (m/s)	10.03	17.86	17.56	16.53	14.99	13.96	15.21	
		Stride length (m)	4.19	7.05	7.03	6.80	6.33	6.28	6.34	
		Stride duration (s)	0.400	0.395	0.401	0.412	0.422	0.450	0.417	
		Stride efficiency (%)	27.38	77.70	77.33	72.28	62.68	61.68	62.81	
		Stride count	23.89	28.36	28.43	29.41	31.58	31.83	173.50	

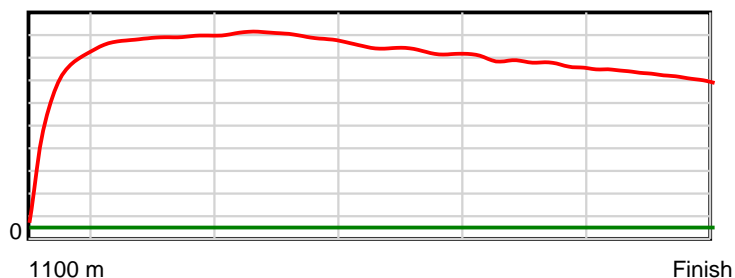
10 m Stride length



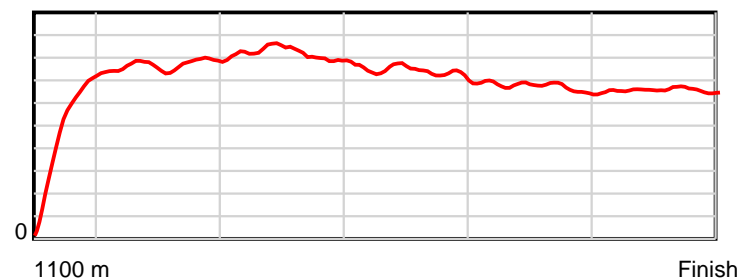
0.6 s Stride duration



20 m/sec Speed



100 % Stride efficiency



Note: Horizontal distance axis grid lines are 200m furlongs.

Disclaimer.

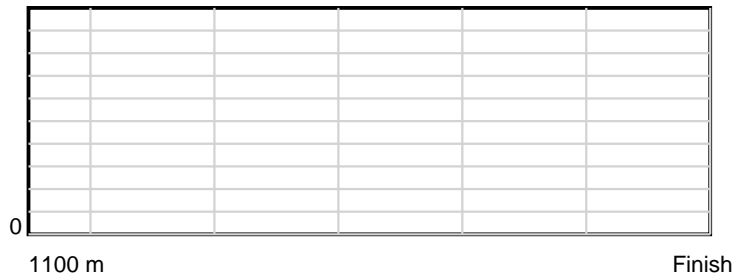
Tasracing Pty Ltd and Thoroughbred Ratings Pty Ltd accepts no responsibility for the completeness or accuracy of any of the information contained herein, and makes no representations about its suitability for any particular purpose. Users should make their own judgements about those matters and/or seek independent advice. You assume all risks associated with use of the data provided on this page.

Race Results

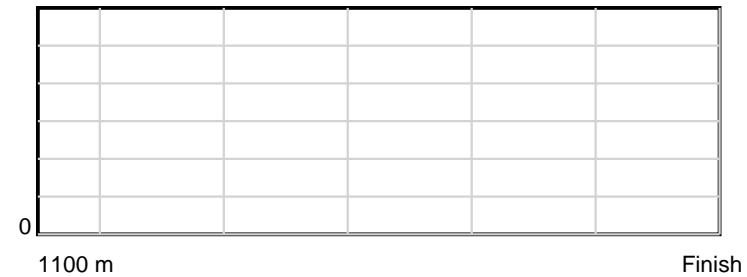
June 08, 2014, Race 8, OPEN HCP, Distance 1100m, Elwick Course Proper - Offset 6m

Result	TAB no.	Horse (Barrier)	1100 to	1000m to	800m to	600m to	400m to	200m to	Total or	Margin
12th	2	Turbo Qui (1)								
		Position in running (margin)								
		Sectional time (s)								
		Cumulative time (s)								
		Speed (m/s)								
		Stride length (m)								
		Stride duration (s)								
		Stride efficiency (%)								
		Stride count								

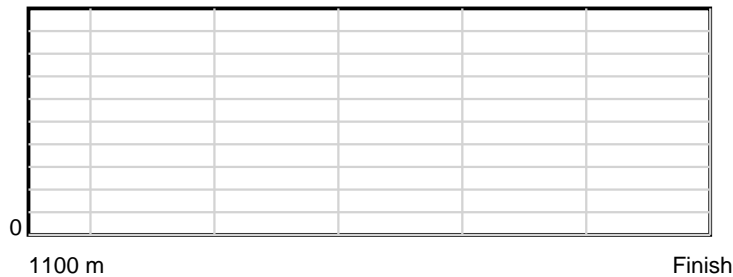
10 m Stride length



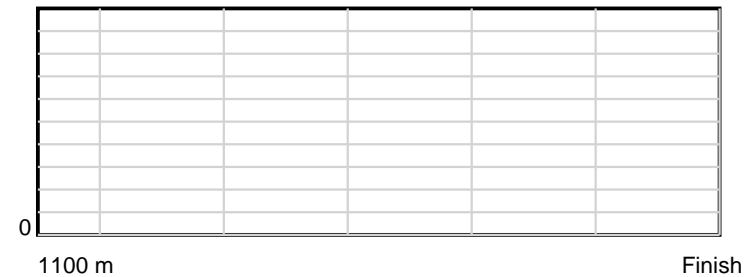
0.6 s Stride duration



20 m/sec Speed



100 % Stride efficiency



Note: Horizontal distance axis grid lines are 200m furlongs.

Disclaimer.

Tasracing Pty Ltd and Thoroughbred Ratings Pty Ltd accepts no responsibility for the completeness or accuracy of any of the information contained herein, and makes no representations about its suitability for any particular purpose. Users should make their own judgements about those matters and/or seek independent advice. You assume all risks associated with use of the data provided on this page.