



Race Results

Tasmanian Racing Club, Hobart, June 08, 2014

Compilation date: June 10, 2014, 4:03:20 PM (EST)

Copyright © 2014 Tasracing Pty Ltd. All rights reserved.

Trademarks.

StrideMASTER is a registered trademark of Thoroughbred Ratings Pty Ltd.

Disclaimer.

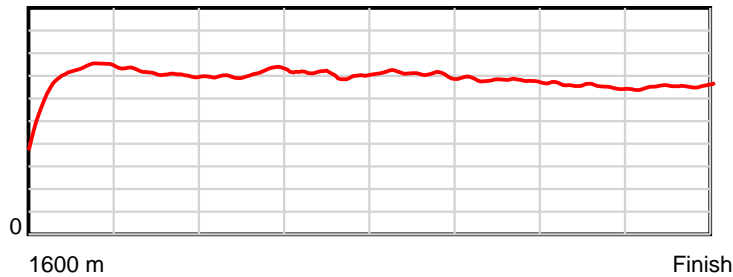
Tasracing Pty Ltd and Thoroughbred Ratings Pty Ltd accepts no responsibility for the completeness or accuracy of any of the information contained herein, and makes no representations about its suitability for any particular purpose. Users should make their own judgements about those matters and/or seek independent advice. You assume all risks associated with use of the data provided on this page.

Race Results

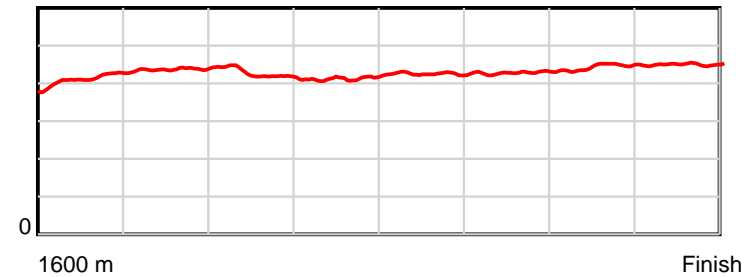
June 08, 2014, Race 9, BM68, Distance 1600m, Elwick Course Proper - Offset 6m

Result	TAB no.	Horse (Barrier)	1600 to	1400m to	1200m to	1000m to	800m to	600m to	400m to	200m to	Total or	Margin
1st	4	Lander Dollar (3)	1400m	1200m	1000m	800m	600m	400m	200m	WP	Average	
		Position in running (margin)	-	1(0.0)	1(0.0)	1(0.0)	1(0.0)	1(0.0)	1(0.0)	1(0.0)		0.00
		Sectional time (s)	15.96	12.50	12.11	11.97	12.22	12.68	13.89	14.10		
		Cumulative time (s)	105.42	89.46	76.96	64.85	52.88	40.66	27.99	14.10	1:45.42	
		Speed (m/s)	12.53	16.00	16.52	16.71	16.37	15.77	14.40	14.18	15.18	
		Stride length (m)	5.03	7.00	7.01	6.90	6.96	6.75	6.40	6.40	6.49	
		Stride duration (s)	0.401	0.438	0.425	0.413	0.425	0.428	0.444	0.451	0.427	
		Stride efficiency (%)	39.55	76.64	76.83	74.36	75.73	71.20	63.94	64.01	65.73	
		Stride count	39.75	28.56	28.52	28.99	28.73	29.63	31.27	31.25	246.70	

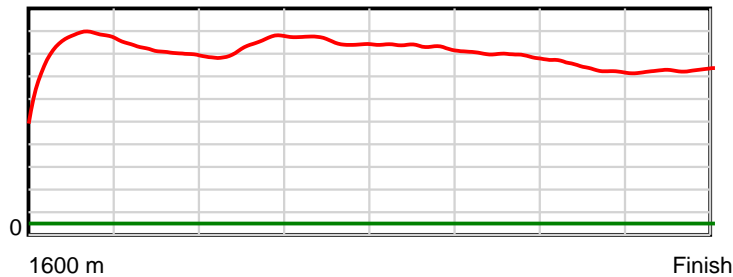
10 m Stride length



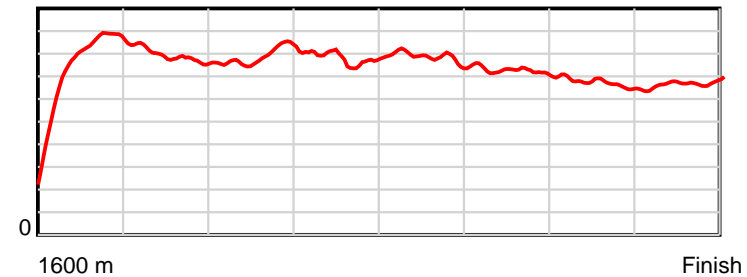
0.6 s Stride duration



20 m/sec Speed



100 % Stride efficiency



Note: Horizontal distance axis grid lines are 200m furlongs.

Disclaimer.

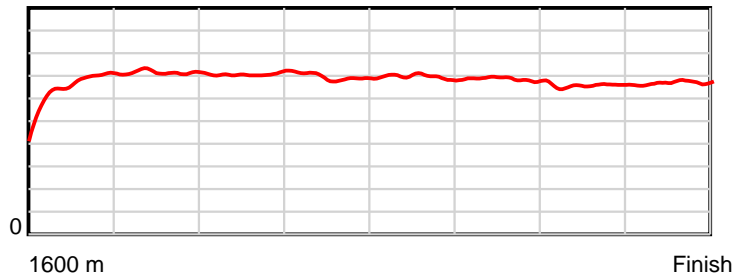
Tasracing Pty Ltd and Thoroughbred Ratings Pty Ltd accepts no responsibility for the completeness or accuracy of any of the information contained herein, and makes no representations about its suitability for any particular purpose. Users should make their own judgements about those matters and/or seek independent advice. You assume all risks associated with use of the data provided on this page.

Race Results

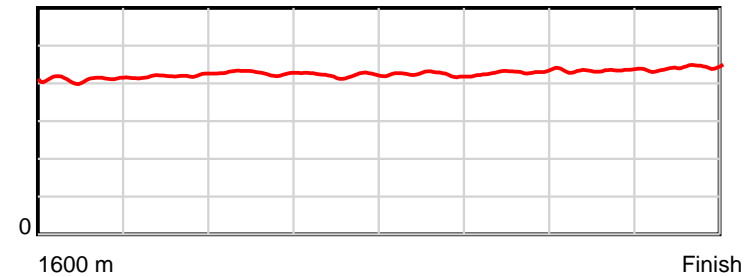
June 08, 2014, Race 9, BM68, Distance 1600m, Elwick Course Proper - Offset 6m

Result	TAB no.	Horse (Barrier)	1600 to	1400m to	1200m to	1000m to	800m to	600m to	400m to	200m to	Total or	Margin
2nd	1	Sun Disk (7)	1400m	1200m	1000m	800m	600m	400m	200m	WP	Average	
		Position in running (margin)	-	8(7.0)	6(3.9)	6(4.8)	6(6.2)	5(6.6)	4(6.5)	3(5.5)		1.30
		Sectional time (s)	17.12	11.99	12.25	12.20	12.29	12.66	13.72	13.45		
		Cumulative time (s)	105.68	88.56	76.57	64.32	52.12	39.83	27.17	13.45	1:45.68	
		Speed (m/s)	11.68	16.68	16.33	16.39	16.27	15.80	14.58	14.87	15.14	
		Stride length (m)	4.90	7.00	6.98	6.90	6.89	6.80	6.32	6.58	6.47	
		Stride duration (s)	0.409	0.420	0.428	0.421	0.424	0.430	0.434	0.442	0.427	
		Stride efficiency (%)	37.57	76.67	76.22	74.36	74.26	72.29	62.48	67.69	65.36	
		Stride count	40.79	28.55	28.64	28.99	29.01	29.40	31.63	30.39	247.40	

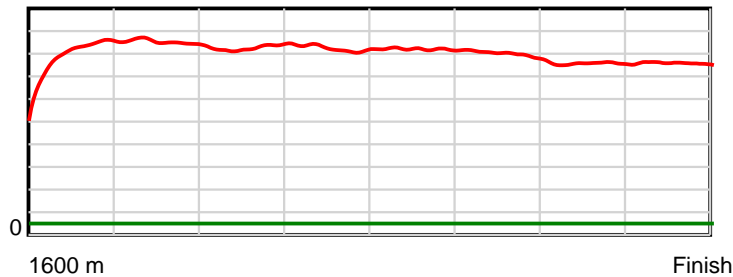
10 m Stride length



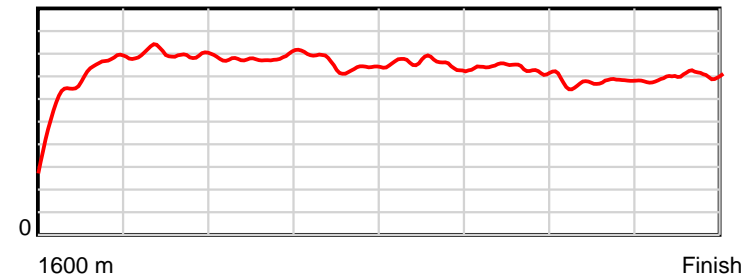
0.6 s Stride duration



20 m/sec Speed



100 % Stride efficiency



Note: Horizontal distance axis grid lines are 200m furlongs.

Disclaimer.

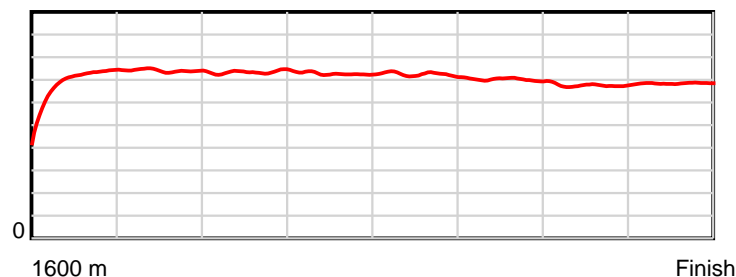
Tasracing Pty Ltd and Thoroughbred Ratings Pty Ltd accepts no responsibility for the completeness or accuracy of any of the information contained herein, and makes no representations about its suitability for any particular purpose. Users should make their own judgements about those matters and/or seek independent advice. You assume all risks associated with use of the data provided on this page.

Race Results

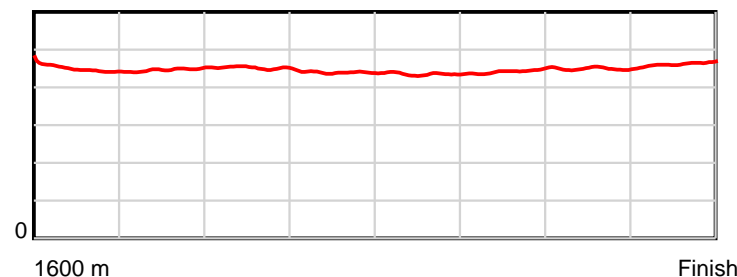
June 08, 2014, Race 9, BM68, Distance 1600m, Elwick Course Proper - Offset 6m

Result	TAB no.	Horse (Barrier)	1600 to	1400m to	1200m to	1000m to	800m to	600m to	400m to	200m to	Total or	Margin
3rd	8	Father Ned (4)	1400m	1200m	1000m	800m	600m	400m	200m	WP	Average	
		Position in running (margin)	-	6(6.0)	7(4.6)	9(6.9)	9(8.7)	7(8.4)	6(8.3)	4(6.5)		4.60
		Sectional time (s)	17.10	12.27	12.48	12.27	12.18	12.66	13.57	13.81		
		Cumulative time (s)	106.34	89.24	76.97	64.49	52.22	40.04	27.38	13.81	1:46.34	
		Speed (m/s)	11.70	16.30	16.03	16.30	16.42	15.80	14.74	14.48	15.05	
		Stride length (m)	5.64	7.29	7.23	7.15	7.15	7.00	6.62	6.71	6.81	
		Stride duration (s)	0.475	0.447	0.451	0.439	0.435	0.443	0.449	0.463	0.452	
		Stride efficiency (%)	49.77	83.07	81.65	79.92	79.88	76.52	68.38	70.29	72.37	
		Stride count	35.44	27.43	27.67	27.97	27.97	28.58	30.23	29.82	235.11	

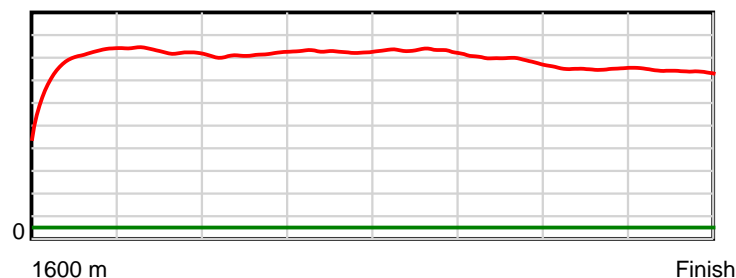
10 m Stride length



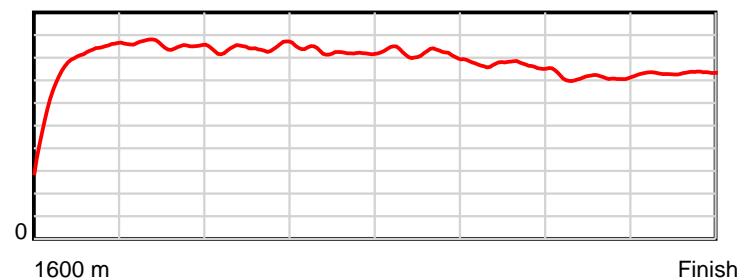
0.6 s Stride duration



20 m/sec Speed



100 % Stride efficiency



Note: Horizontal distance axis grid lines are 200m furlongs.

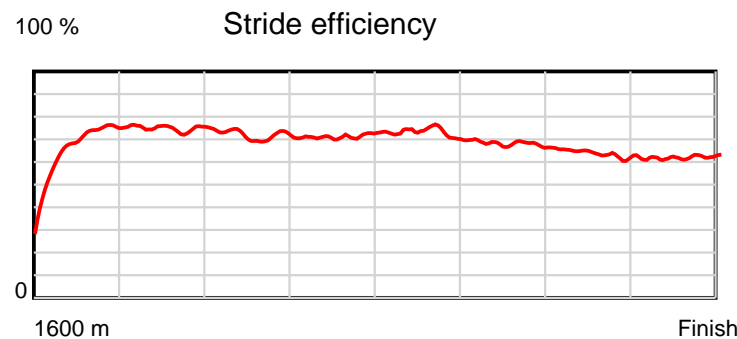
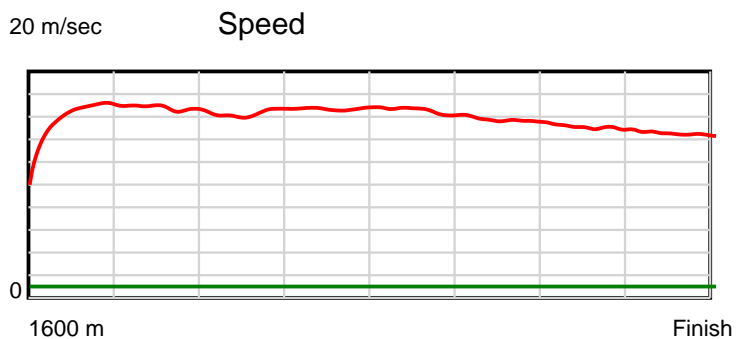
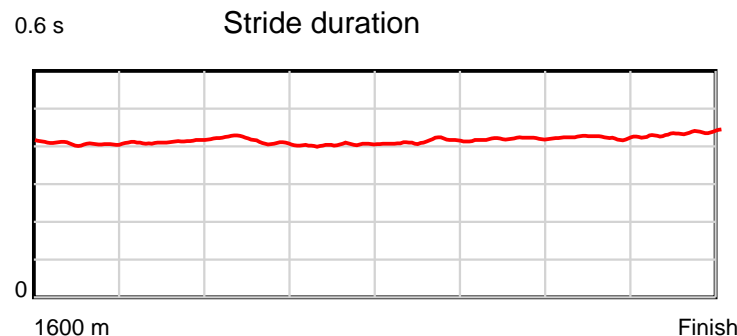
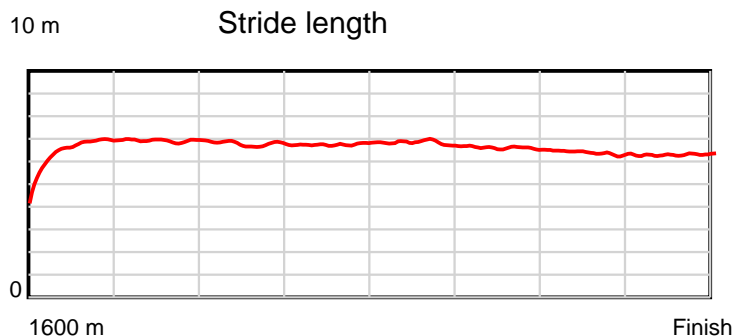
Disclaimer.

Tasracing Pty Ltd and Thoroughbred Ratings Pty Ltd accepts no responsibility for the completeness or accuracy of any of the information contained herein, and makes no representations about its suitability for any particular purpose. Users should make their own judgements about those matters and/or seek independent advice. You assume all risks associated with use of the data provided on this page.

Race Results

June 08, 2014, Race 9, BM68, Distance 1600m, Elwick Course Proper - Offset 6m

Result	TAB no.	Horse (Barrier)	1600 to	1400m to	1200m to	1000m to	800m to	600m to	400m to	200m to	Total or	Margin
4th	11	Savvy Princess (2)	1400m	1200m	1000m	800m	600m	400m	200m	WP	Average	
		Position in running (margin)	-	3(4.2)	2(1.6)	4(3.7)	3(4.8)	4(5.8)	3(6.0)	2(4.8)		4.80
		Sectional time (s)	16.81	12.07	12.45	12.16	12.39	12.71	13.68	14.11		
		Cumulative time (s)	106.38	89.57	77.50	65.04	52.88	40.49	27.79	14.11	1:46.38	
		Speed (m/s)	11.90	16.57	16.06	16.45	16.14	15.74	14.62	14.17	15.04	
		Stride length (m)	5.25	6.83	6.67	6.64	6.65	6.62	6.19	6.17	6.34	
		Stride duration (s)	0.422	0.413	0.415	0.404	0.412	0.421	0.423	0.435	0.421	
		Stride efficiency (%)	43.14	72.97	69.50	68.98	69.13	68.48	59.94	59.47	62.79	
		Stride count	38.06	29.27	29.99	30.10	30.07	30.21	32.29	32.42	252.41	



Note: Horizontal distance axis grid lines are 200m furlongs.

Disclaimer.

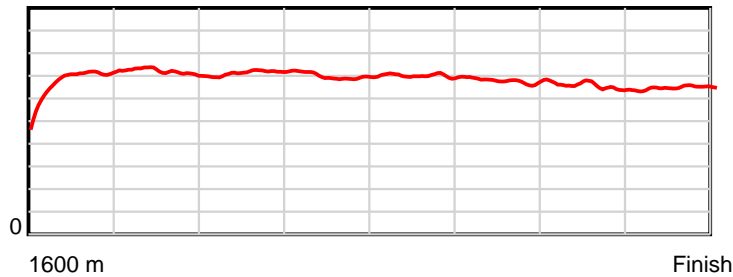
Tasracing Pty Ltd and Thoroughbred Ratings Pty Ltd accepts no responsibility for the completeness or accuracy of any of the information contained herein, and makes no representations about its suitability for any particular purpose. Users should make their own judgements about those matters and/or seek independent advice. You assume all risks associated with use of the data provided on this page.

Race Results

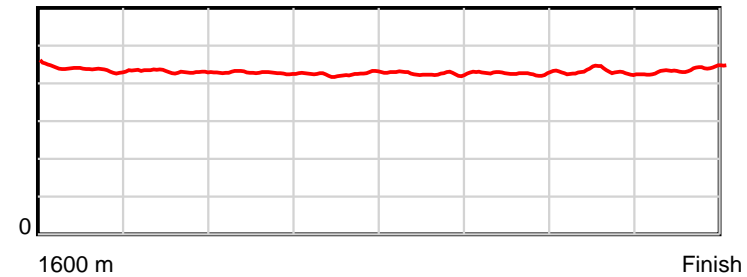
June 08, 2014, Race 9, BM68, Distance 1600m, Elwick Course Proper - Offset 6m

Result	TAB no.	Horse (Barrier)	1600 to	1400m to	1200m to	1000m to	800m to	600m to	400m to	200m to	Total or	Margin
5th	5	Mega Excel (5)	1400m	1200m	1000m	800m	600m	400m	200m	WP	Average	
		Position in running (margin)	-	7(6.0)	8(4.9)	7(5.6)	8(8.2)	8(8.9)	7(9.0)	7(7.7)		5.80
		Sectional time (s)	17.13	12.31	12.23	12.40	12.35	12.68	13.66	13.82		
		Cumulative time (s)	106.58	89.45	77.14	64.91	52.51	40.17	27.48	13.82	1:46.58	
		Speed (m/s)	11.68	16.25	16.35	16.13	16.19	15.77	14.64	14.47	15.01	
		Stride length (m)	5.41	7.00	7.00	6.85	6.88	6.73	6.26	6.34	6.52	
		Stride duration (s)	0.451	0.431	0.428	0.425	0.424	0.427	0.428	0.438	0.434	
		Stride efficiency (%)	45.72	76.62	76.55	73.40	73.89	70.86	61.33	62.74	66.34	
		Stride count	36.98	28.56	28.57	29.18	29.09	29.70	31.92	31.56	245.56	

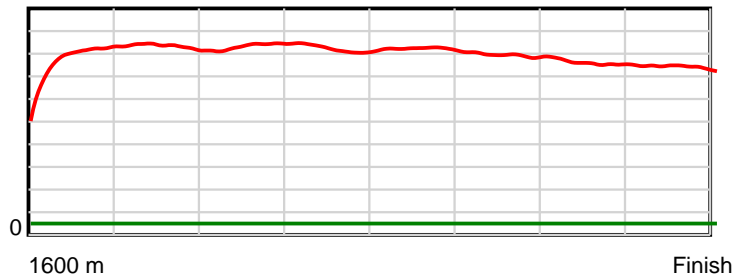
10 m Stride length



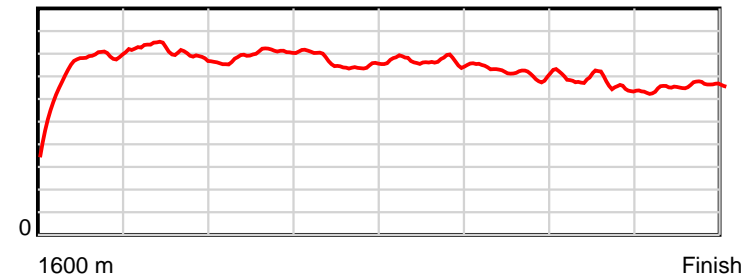
0.6 s Stride duration



20 m/sec Speed



100 % Stride efficiency



Note: Horizontal distance axis grid lines are 200m furlongs.

Disclaimer.

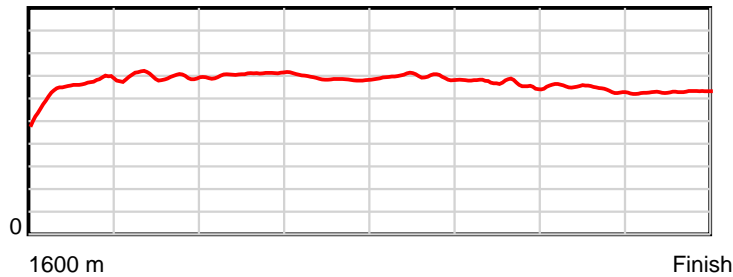
Tasracing Pty Ltd and Thoroughbred Ratings Pty Ltd accepts no responsibility for the completeness or accuracy of any of the information contained herein, and makes no representations about its suitability for any particular purpose. Users should make their own judgements about those matters and/or seek independent advice. You assume all risks associated with use of the data provided on this page.

Race Results

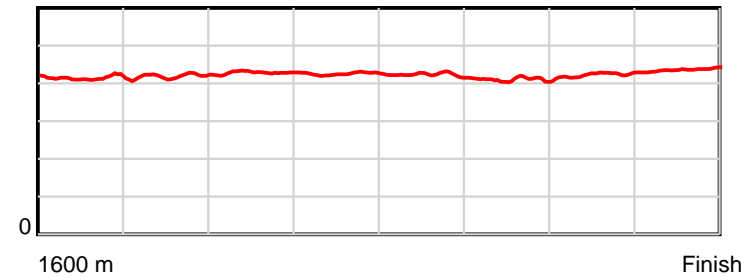
June 08, 2014, Race 9, BM68, Distance 1600m, Elwick Course Proper - Offset 6m

Result	TAB no.	Horse (Barrier)	1600 to	1400m to	1200m to	1000m to	800m to	600m to	400m to	200m to	Total or	Margin
6th	2	Geegees Velvet (6)	1400m	1200m	1000m	800m	600m	400m	200m	WP	Average	
		Position in running (margin)	-	10(8.8)	10(6.3)	10(7.0)	10(9.8)	10(9.6)	8(9.0)	6(7.3)		6.60
		Sectional time (s)	17.55	12.07	12.24	12.43	12.18	12.58	13.59	14.09		
		Cumulative time (s)	106.74	89.19	77.12	64.88	52.45	40.27	27.68	14.09	1:46.73	
		Speed (m/s)	11.40	16.57	16.34	16.09	16.42	15.90	14.72	14.19	14.99	
		Stride length (m)	5.03	6.92	7.00	6.84	6.94	6.51	6.23	6.20	6.39	
		Stride duration (s)	0.420	0.418	0.428	0.425	0.422	0.409	0.424	0.437	0.426	
		Stride efficiency (%)	39.59	74.92	76.59	73.12	75.19	66.15	60.71	60.02	63.83	
		Stride count	39.73	28.88	28.57	29.24	28.83	30.74	32.09	32.27	250.35	

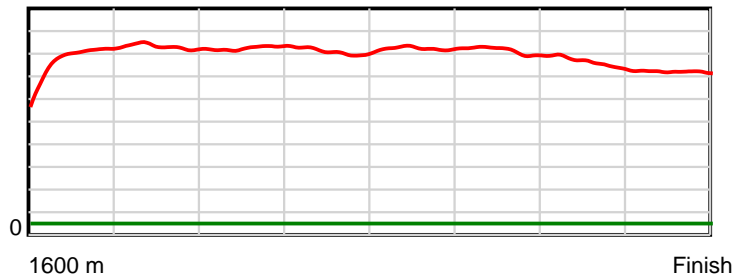
10 m Stride length



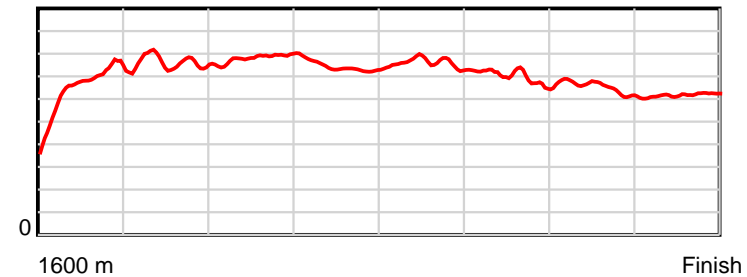
0.6 s Stride duration



20 m/sec Speed



100 % Stride efficiency



Note: Horizontal distance axis grid lines are 200m furlongs.

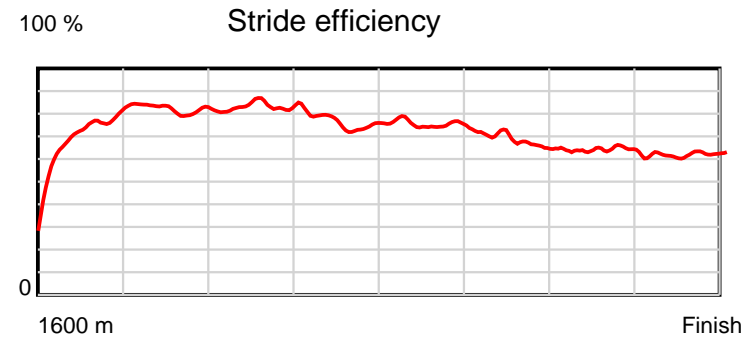
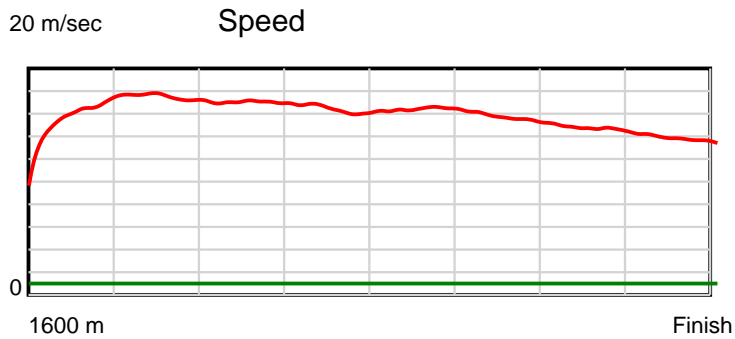
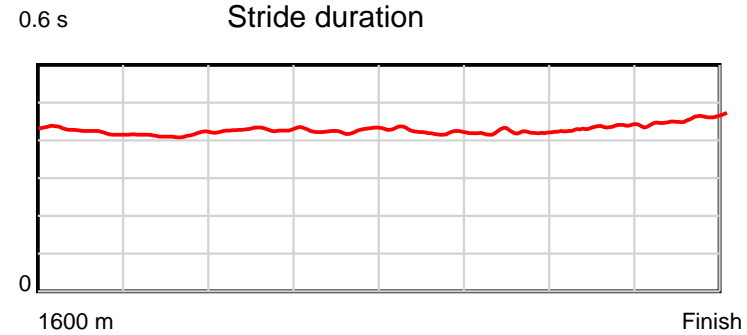
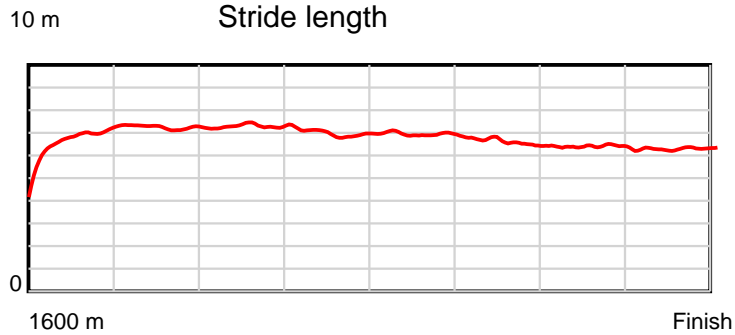
Disclaimer.

Tasracing Pty Ltd and Thoroughbred Ratings Pty Ltd accepts no responsibility for the completeness or accuracy of any of the information contained herein, and makes no representations about its suitability for any particular purpose. Users should make their own judgements about those matters and/or seek independent advice. You assume all risks associated with use of the data provided on this page.

Race Results

June 08, 2014, Race 9, BM68, Distance 1600m, Elwick Course Proper - Offset 6m

Result	TAB no.	Horse (Barrier)	1600 to	1400m to	1200m to	1000m to	800m to	600m to	400m to	200m to	Total or	Margin
7th	3	Westering Home (10)	1400m	1200m	1000m	800m	600m	400m	200m	WP	Average	
		Position in running (margin)	-	5(6.0)	3(2.4)	2(1.8)	2(4.4)	3(4.8)	5(6.5)	8(7.7)		11.10
		Sectional time (s)	17.20	11.91	12.01	12.40	12.29	12.96	14.08	14.82		
		Cumulative time (s)	107.66	90.46	78.55	66.54	54.14	41.86	28.90	14.82	1:47.66	
		Speed (m/s)	11.63	16.79	16.65	16.13	16.27	15.43	14.20	13.50	14.86	
		Stride length (m)	5.33	6.96	7.15	6.86	6.88	6.50	6.17	6.19	6.45	
		Stride duration (s)	0.437	0.415	0.429	0.425	0.423	0.421	0.434	0.459	0.434	
		Stride efficiency (%)	44.36	75.80	79.79	73.51	73.98	66.10	59.45	59.93	65.07	
		Stride count	37.54	28.72	27.99	29.16	29.07	30.75	32.42	32.30	247.95	



Note: Horizontal distance axis grid lines are 200m furlongs.

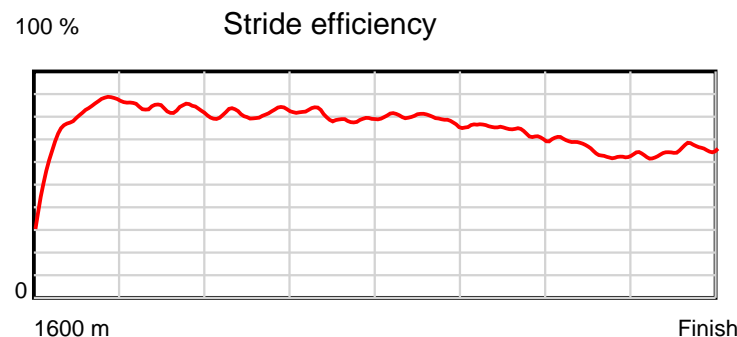
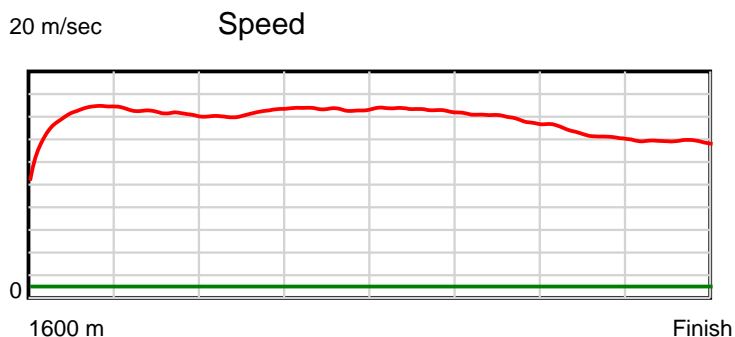
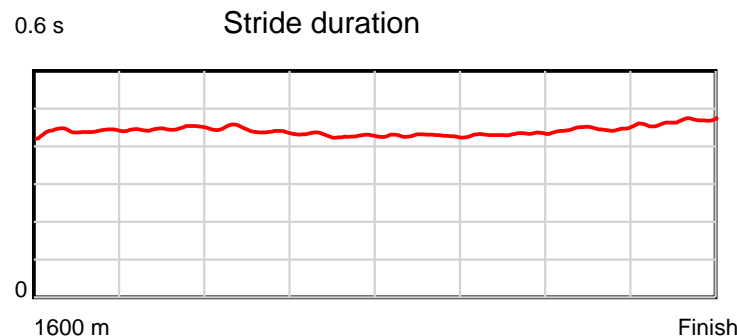
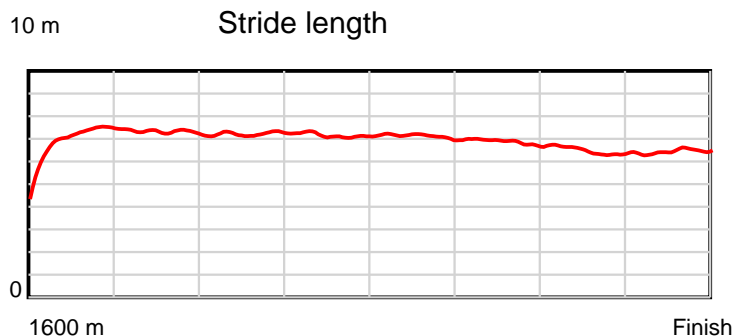
Disclaimer.

Tasracing Pty Ltd and Thoroughbred Ratings Pty Ltd accepts no responsibility for the completeness or accuracy of any of the information contained herein, and makes no representations about its suitability for any particular purpose. Users should make their own judgements about those matters and/or seek independent advice. You assume all risks associated with use of the data provided on this page.

Race Results

June 08, 2014, Race 9, BM68, Distance 1600m, Elwick Course Proper - Offset 6m

Result	TAB no.	Horse (Barrier)	1600 to	1400m to	1200m to	1000m to	800m to	600m to	400m to	200m to	Total or	Margin
8th	6	Chi Gong (1)	1400m	1200m	1000m	800m	600m	400m	200m	WP	Average	
		Position in running (margin)	-	2(4.2)	5(3.4)	5(4.7)	4(5.5)	2(4.7)	2(4.2)	5(6.9)		11.20
		Sectional time (s)	17.03	12.37	12.33	12.10	12.09	12.59	14.33	14.84		
		Cumulative time (s)	107.68	90.65	78.27	65.94	53.85	41.76	29.17	14.84	1:47.68	
		Speed (m/s)	11.74	16.17	16.22	16.53	16.54	15.89	13.96	13.48	14.86	
		Stride length (m)	5.45	7.23	7.18	7.08	7.07	6.88	6.24	6.30	6.62	
		Stride duration (s)	0.433	0.447	0.442	0.428	0.427	0.433	0.447	0.467	0.446	
		Stride efficiency (%)	46.47	81.73	80.50	78.41	78.13	74.05	60.82	61.93	68.54	
		Stride count	36.68	27.66	27.86	28.23	28.28	29.05	32.06	31.77	241.59	



Note: Horizontal distance axis grid lines are 200m furlongs.

Disclaimer.

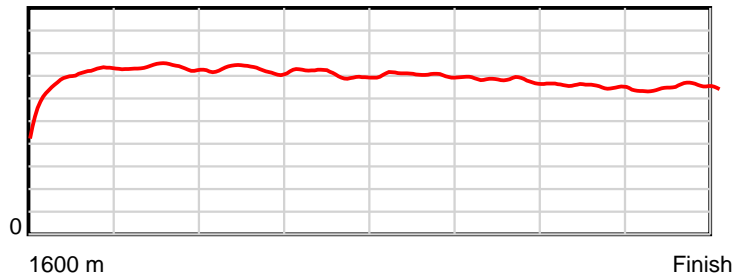
Tasracing Pty Ltd and Thoroughbred Ratings Pty Ltd accepts no responsibility for the completeness or accuracy of any of the information contained herein, and makes no representations about its suitability for any particular purpose. Users should make their own judgements about those matters and/or seek independent advice. You assume all risks associated with use of the data provided on this page.

Race Results

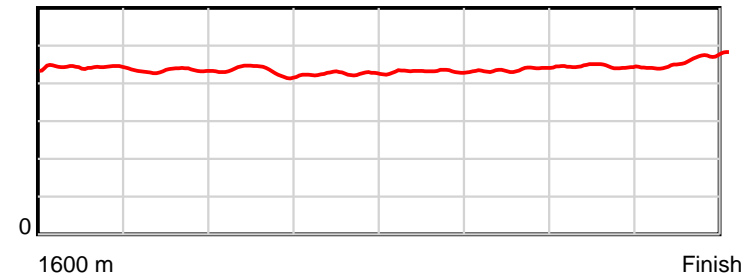
June 08, 2014, Race 9, BM68, Distance 1600m, Elwick Course Proper - Offset 6m

Result	TAB no.	Horse (Barrier)	1600 to	1400m to	1200m to	1000m to	800m to	600m to	400m to	200m to	Total or	Margin
9th	10	Status Seeker (11)	1400m	1200m	1000m	800m	600m	400m	200m	WP	Average	
		Position in running (margin)	-	9(8.2)	9(6.2)	8(5.7)	7(7.3)	9(9.0)	10(10.9)	9(11.8)		14.50
		Sectional time (s)	17.88	12.15	12.03	12.23	12.51	13.00	14.03	14.53		
		Cumulative time (s)	108.37	90.49	78.34	66.30	54.08	41.57	28.56	14.53	1:48.37	
		Speed (m/s)	11.19	16.46	16.63	16.35	15.99	15.38	14.26	13.76	14.76	
		Stride length (m)	5.47	7.14	7.18	6.95	6.91	6.73	6.33	6.36	6.59	
		Stride duration (s)	0.453	0.434	0.432	0.425	0.432	0.438	0.444	0.462	0.446	
		Stride efficiency (%)	46.81	79.57	80.50	75.50	74.63	70.80	62.66	63.28	67.83	
		Stride count	36.54	28.03	27.86	28.77	28.94	29.71	31.58	31.43	242.86	

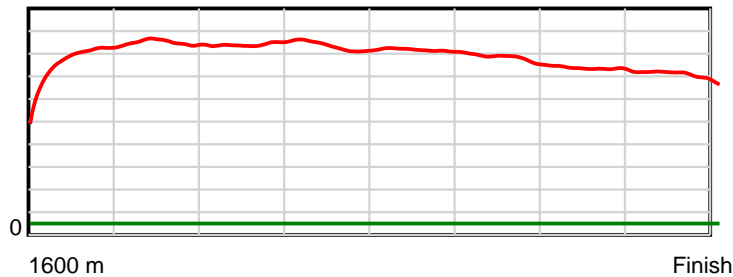
10 m Stride length



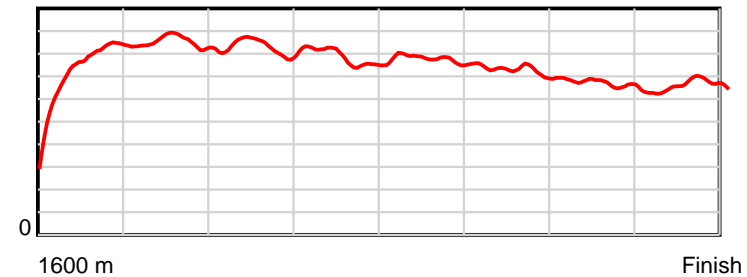
0.6 s Stride duration



20 m/sec Speed



100 % Stride efficiency



Note: Horizontal distance axis grid lines are 200m furlongs.

Disclaimer.

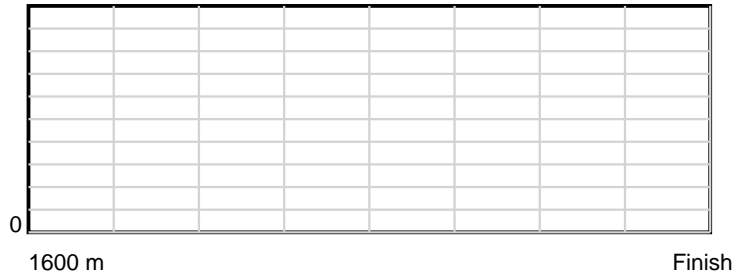
Tasracing Pty Ltd and Thoroughbred Ratings Pty Ltd accepts no responsibility for the completeness or accuracy of any of the information contained herein, and makes no representations about its suitability for any particular purpose. Users should make their own judgements about those matters and/or seek independent advice. You assume all risks associated with use of the data provided on this page.

Race Results

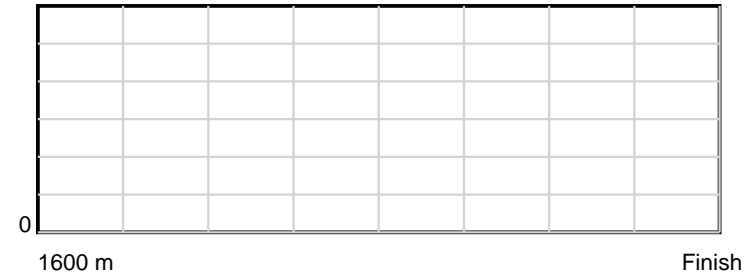
June 08, 2014, Race 9, BM68, Distance 1600m, Elwick Course Proper - Offset 6m

Result	TAB no.	Horse (Barrier)	1600 to	1400m to	1200m to	1000m to	800m to	600m to	400m to	200m to	Total or	Margin
10th	9	Incumblonde (8)	WP	Average								
		Position in running (margin)		16.30								
		Sectional time (s)										
		Cumulative time (s)	10:00.00									
		Speed (m/s)	2.67									
		Stride length (m)	nan									
		Stride duration (s)	nan									
		Stride efficiency (%)	nan									
		Stride count	0.00									

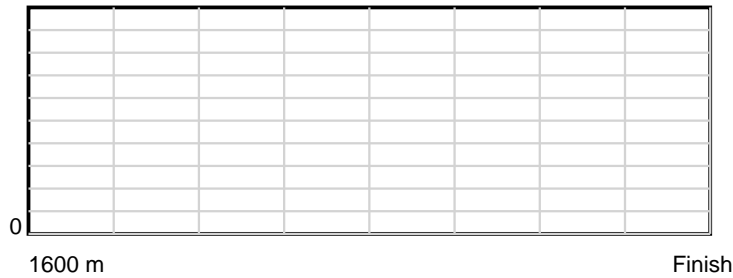
10 m Stride length



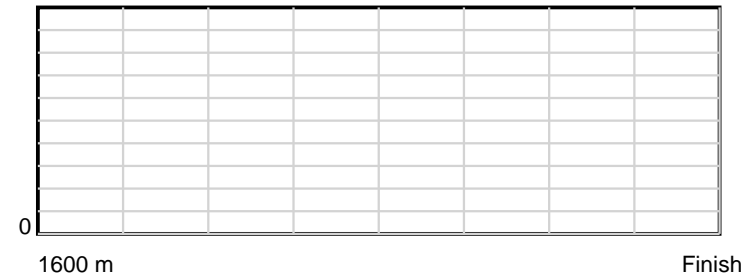
0.6 s Stride duration



20 m/sec Speed



100 % Stride efficiency



Note: Horizontal distance axis grid lines are 200m furlongs.

Disclaimer.

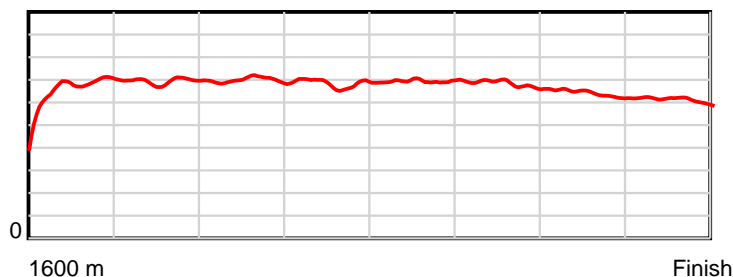
Tasracing Pty Ltd and Thoroughbred Ratings Pty Ltd accepts no responsibility for the completeness or accuracy of any of the information contained herein, and makes no representations about its suitability for any particular purpose. Users should make their own judgements about those matters and/or seek independent advice. You assume all risks associated with use of the data provided on this page.

Race Results

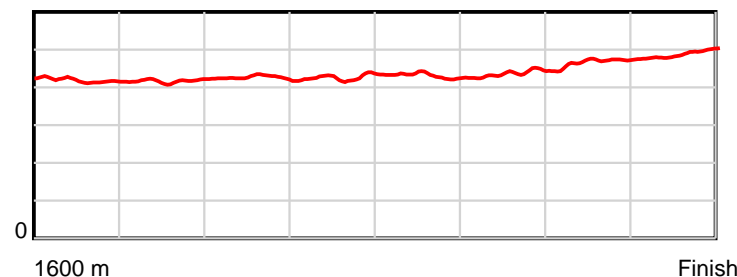
June 08, 2014, Race 9, BM68, Distance 1600m, Elwick Course Proper - Offset 6m

Result	TAB no.	Horse (Barrier)	1600 to	1400m to	1200m to	1000m to	800m to	600m to	400m to	200m to	Total or	Margin
11th	7	Sudden Glory (9)	1400m	1200m	1000m	800m	600m	400m	200m	WP	Average	
		Position in running (margin)	-	4(4.6)	4(2.9)	3(3.5)	5(5.9)	6(7.1)	9(9.5)	10(17.4)		30.60
		Sectional time (s)	18.09	12.22	12.20	12.37	12.42	13.08	15.20	16.26		
		Cumulative time (s)	111.84	93.75	81.53	69.33	56.96	44.54	31.46	16.26	1:51.84	
		Speed (m/s)	11.06	16.37	16.39	16.17	16.10	15.29	13.16	12.30	14.31	
		Stride length (m)	5.28	6.82	6.97	6.90	6.93	6.69	6.15	6.03	6.42	
		Stride duration (s)	0.438	0.417	0.425	0.427	0.430	0.437	0.467	0.490	0.449	
		Stride efficiency (%)	43.64	72.78	75.90	74.40	75.00	69.89	59.10	56.76	64.35	
		Stride count	37.85	29.31	28.70	28.98	28.87	29.91	32.52	33.19	249.33	

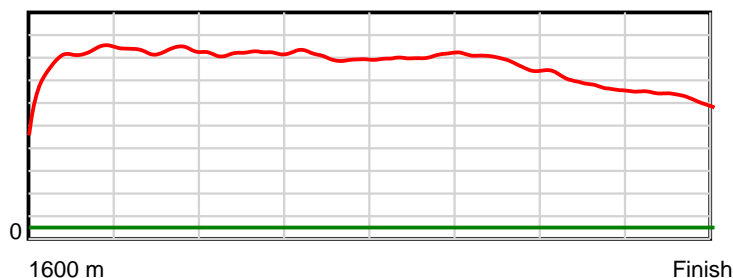
10 m Stride length



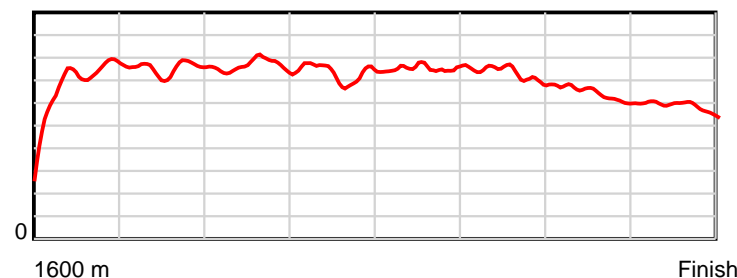
0.6 s Stride duration



20 m/sec Speed



100 % Stride efficiency



Note: Horizontal distance axis grid lines are 200m furlongs.

Disclaimer.

Tasracing Pty Ltd and Thoroughbred Ratings Pty Ltd accepts no responsibility for the completeness or accuracy of any of the information contained herein, and makes no representations about its suitability for any particular purpose. Users should make their own judgements about those matters and/or seek independent advice. You assume all risks associated with use of the data provided on this page.