



Race Results

Devonport Racing Club, Devonport Synthetic, June 15, 2014

Compilation date: June 16, 2014, 3:07:12 PM (EST)

Copyright © 2014 Tasracing Pty Ltd. All rights reserved.

Trademarks.

StrideMASTER is a registered trademark of Thoroughbred Ratings Pty Ltd.

Disclaimer.

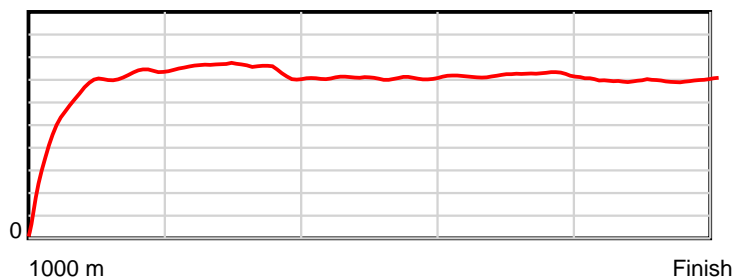
Tasracing Pty Ltd and Thoroughbred Ratings Pty Ltd accepts no responsibility for the completeness or accuracy of any of the information contained herein, and makes no representations about its suitability for any particular purpose. Users should make their own judgements about those matters and/or seek independent advice. You assume all risks associated with use of the data provided on this page.

Race Results

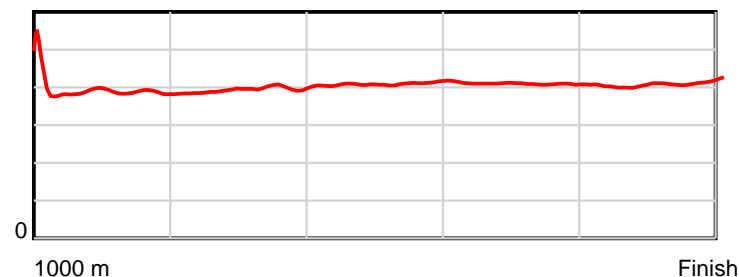
June 15, 2014, Race 2, 2Y MDN-SW, Distance 1000m, Spreyton - Offset 0m

Result	TAB no.	Horse (Barrier)	1000 to	800m to	600m to	400m to	200m to	Total or	Margin
1st	8	Valiant Warri... (4)	800m	600m	400m	200m	WP	Average	
		Position in running (margin)	-	1(0.0)	1(0.0)	1(0.0)	1(0.0)		0.00
		Sectional time (s)	13.59	10.65	11.96	11.48	11.95		
		Cumulative time (s)	59.63	46.04	35.39	23.43	11.95	0:59.63	
		Speed (m/s)	14.72	18.78	16.72	17.42	16.74	16.77	
		Stride length (m)	5.81	7.40	6.85	7.12	6.86	6.76	
		Stride duration (s)	0.395	0.394	0.410	0.409	0.410	0.403	
		Stride efficiency (%)	52.69	85.68	73.38	79.30	73.46	71.45	
		Stride count	34.44	27.01	29.19	28.08	29.17	147.89	

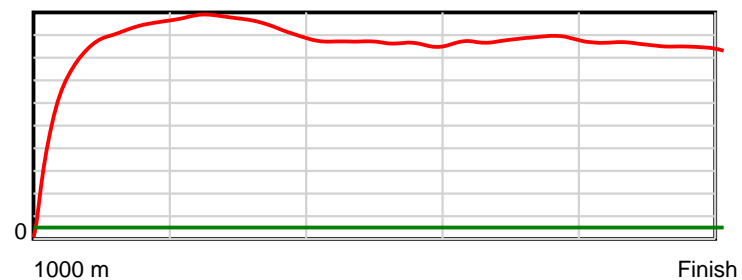
10 m Stride length



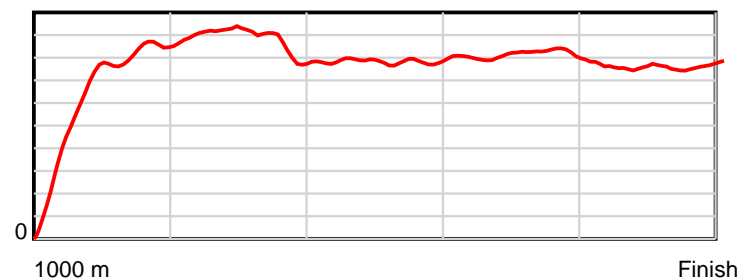
0.6 s Stride duration



20 m/sec Speed



100 % Stride efficiency



Note: Horizontal distance axis grid lines are 200m furlongs.

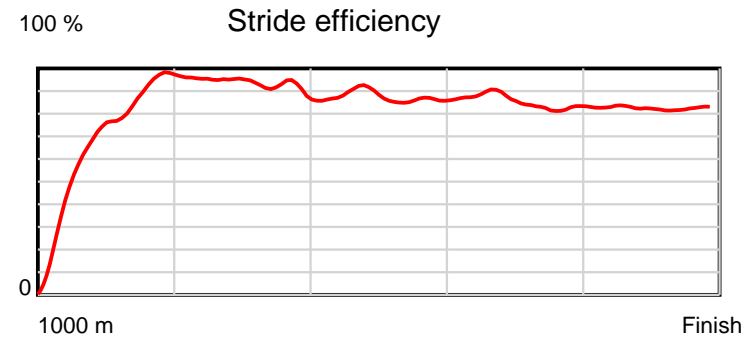
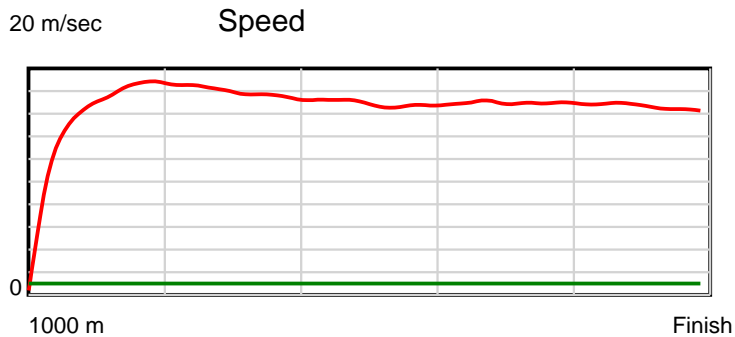
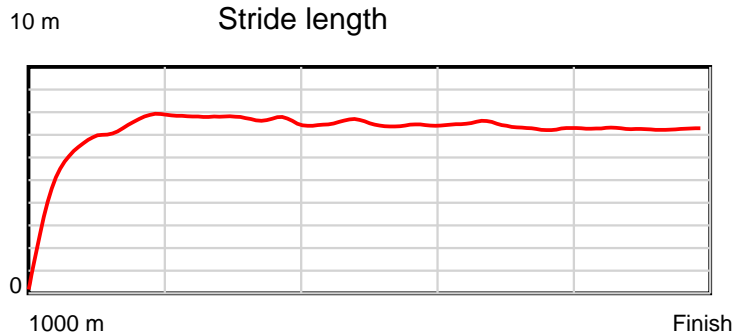
Disclaimer.

Tasracing Pty Ltd and Thoroughbred Ratings Pty Ltd accepts no responsibility for the completeness or accuracy of any of the information contained herein, and makes no representations about its suitability for any particular purpose. Users should make their own judgements about those matters and/or seek independent advice. You assume all risks associated with use of the data provided on this page.

Race Results

June 15, 2014, Race 2, 2Y MDN-SW, Distance 1000m, Spreyton - Offset 0m

Result	TAB no.	Horse (Barrier)	1000 to	800m to	600m to	400m to	200m to	Total or	Margin
2nd	5	Magnasa (11)	800m	600m	400m	200m	WP	Average	
		Position in running (margin)	-	4(2.8)	5(5.8)	5(7.0)	5(8.9)		7.50
		Sectional time (s)	13.99	11.15	12.16	11.80	11.90		
		Cumulative time (s)	61.00	47.01	35.86	23.70	11.90	1:01.00	
		Speed (m/s)	14.29	17.94	16.45	16.95	16.81	16.39	
		Stride length (m)	6.06	7.73	7.27	7.37	7.36	7.11	
		Stride duration (s)	0.412	0.431	0.442	0.435	0.438	0.434	
		Stride efficiency (%)	57.39	93.40	82.64	84.97	84.57	78.96	
		Stride count	33.00	25.87	27.50	27.12	27.19	140.68	



Note: Horizontal distance axis grid lines are 200m furlongs.

Disclaimer.

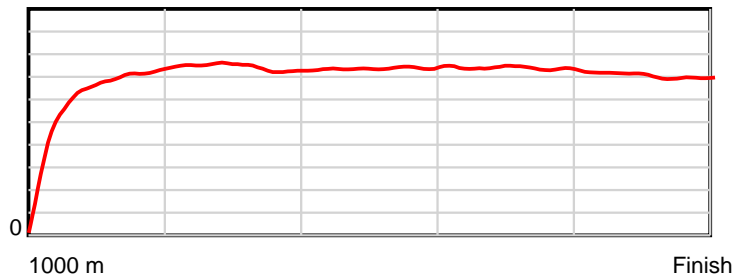
Tasracing Pty Ltd and Thoroughbred Ratings Pty Ltd accepts no responsibility for the completeness or accuracy of any of the information contained herein, and makes no representations about its suitability for any particular purpose. Users should make their own judgements about those matters and/or seek independent advice. You assume all risks associated with use of the data provided on this page.

Race Results

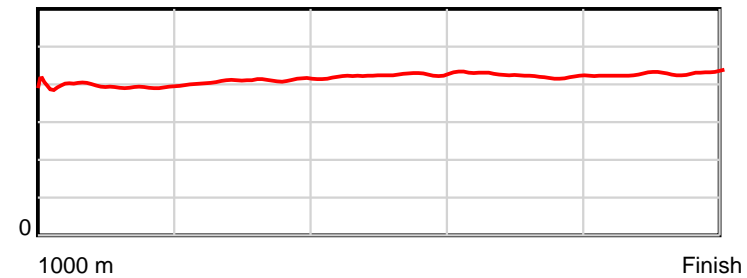
June 15, 2014, Race 2, 2Y MDN-SW, Distance 1000m, Spreyton - Offset 0m

Result	TAB no.	Horse (Barrier)	1000 to	800m to	600m to	400m to	200m to	Total or	Margin
3rd	2	Geegees Barito... (3)	800m	600m	400m	200m	WP	Average	
		Position in running (margin)	-	2(1.4)	4(3.9)	4(3.9)	3(6.1)		7.60
		Sectional time (s)	13.80	11.07	11.95	11.84	12.36		
		Cumulative time (s)	61.02	47.22	36.15	24.20	12.36	1:01.02	
		Speed (m/s)	14.49	18.07	16.74	16.89	16.18	16.39	
		Stride length (m)	5.79	7.39	7.12	7.13	6.96	6.83	
		Stride duration (s)	0.394	0.409	0.425	0.422	0.430	0.416	
		Stride efficiency (%)	52.40	85.23	79.13	79.53	75.63	72.80	
		Stride count	34.54	27.08	28.11	28.03	28.75	146.51	

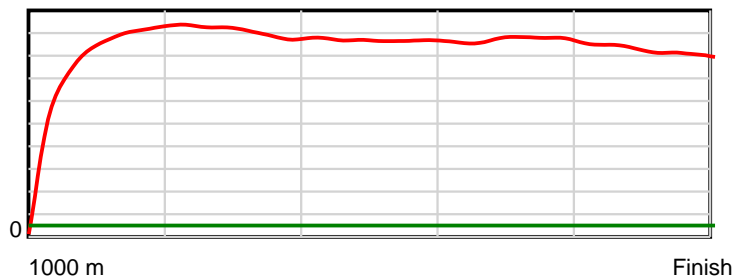
10 m Stride length



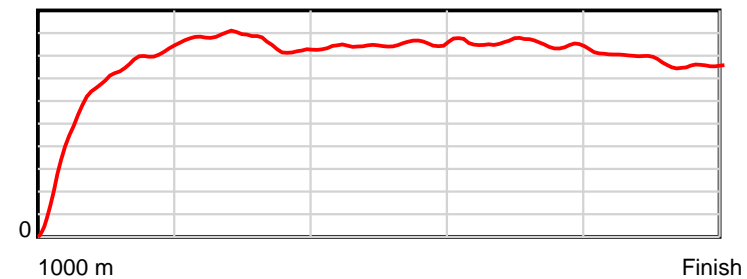
0.6 s Stride duration



20 m/sec Speed



100 % Stride efficiency



Note: Horizontal distance axis grid lines are 200m furlongs.

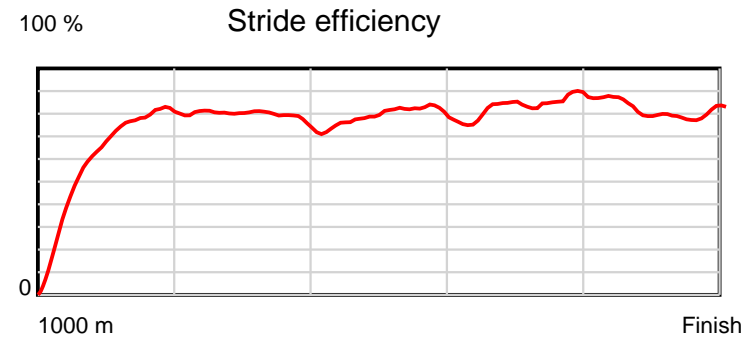
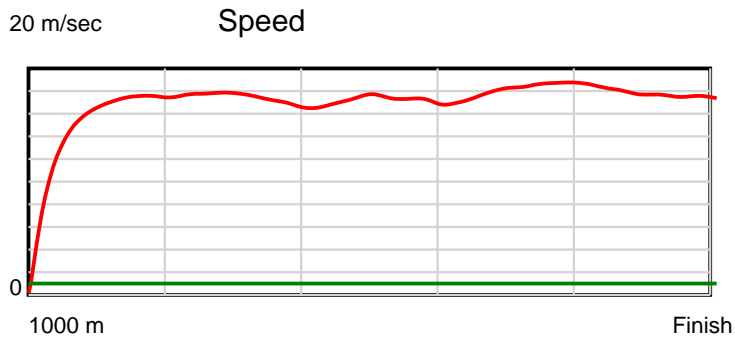
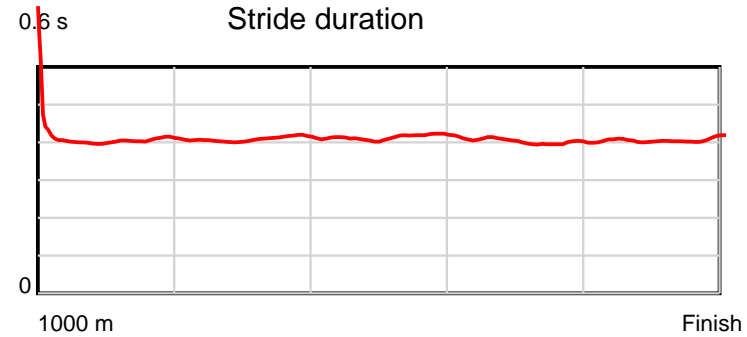
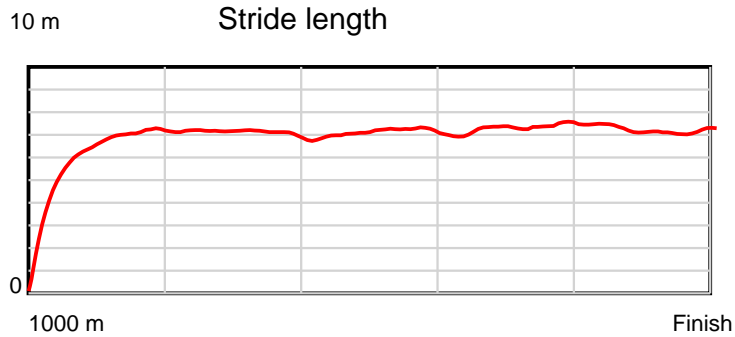
Disclaimer.

Tasracing Pty Ltd and Thoroughbred Ratings Pty Ltd accepts no responsibility for the completeness or accuracy of any of the information contained herein, and makes no representations about its suitability for any particular purpose. Users should make their own judgements about those matters and/or seek independent advice. You assume all risks associated with use of the data provided on this page.

Race Results

June 15, 2014, Race 2, 2Y MDN-SW, Distance 1000m, Spreyton - Offset 0m

Result	TAB no.	Horse (Barrier)	1000 to	800m to	600m to	400m to	200m to	Total or	Margin
4th	6	Meteor Strike (5)	800m	600m	400m	200m	WP	Average	
		Position in running (margin)	-	9(6.7)	10(12.3)	8(12.9)	8(11.5)		8.40
		Sectional time (s)	14.84	11.59	12.06	11.25	11.44		
		Cumulative time (s)	61.17	46.33	34.74	22.68	11.44	1:01.17	
		Speed (m/s)	13.48	17.26	16.58	17.78	17.48	16.35	
		Stride length (m)	5.60	7.04	6.87	7.14	7.11	6.69	
		Stride duration (s)	0.408	0.408	0.414	0.401	0.406	0.410	
		Stride efficiency (%)	49.09	77.49	73.71	79.56	78.96	70.04	
		Stride count	35.68	28.40	29.12	28.03	28.14	149.37	



Note: Horizontal distance axis grid lines are 200m furlongs.

Disclaimer.

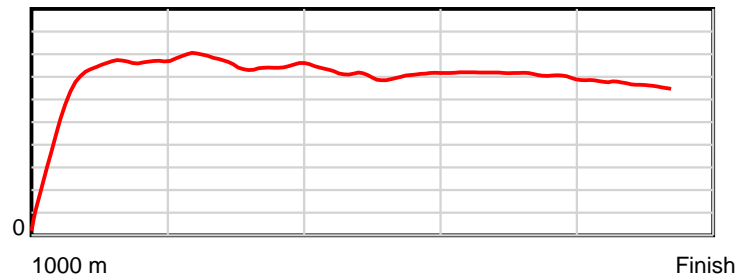
Tasracing Pty Ltd and Thoroughbred Ratings Pty Ltd accepts no responsibility for the completeness or accuracy of any of the information contained herein, and makes no representations about its suitability for any particular purpose. Users should make their own judgements about those matters and/or seek independent advice. You assume all risks associated with use of the data provided on this page.

Race Results

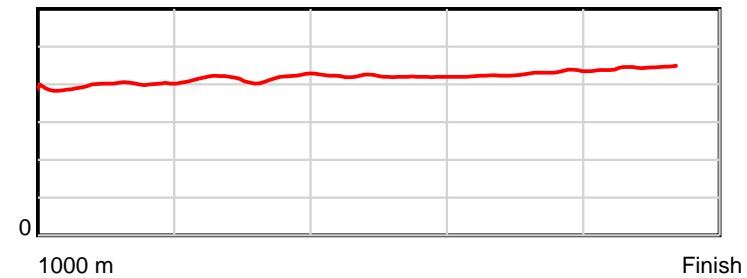
June 15, 2014, Race 2, 2Y MDN-SW, Distance 1000m, Spreyton - Offset 0m

Result	TAB no.	Horse (Barrier)	1000 to	800m to	600m to	400m to	200m to	Total or	Margin
5th	7	Scouting Aroun... (9)	800m	600m	400m	200m	WP	Average	
		Position in running (margin)	-	3(2.5)	2(2.2)	2(2.4)	2(3.6)		9.40
		Sectional time (s)	13.97	10.59	12.00	11.69	13.12		
		Cumulative time (s)	61.36	47.39	36.81	24.81	13.12	1:01.35	
		Speed (m/s)	14.32	18.89	16.67	17.11	15.24	16.30	
		Stride length (m)	5.96	7.77	7.04	7.26	6.74	6.90	
		Stride duration (s)	0.402	0.411	0.422	0.424	0.442	0.423	
		Stride efficiency (%)	55.44	94.37	77.37	82.26	71.08	74.36	
		Stride count	33.58	25.74	28.42	27.57	29.65	144.96	

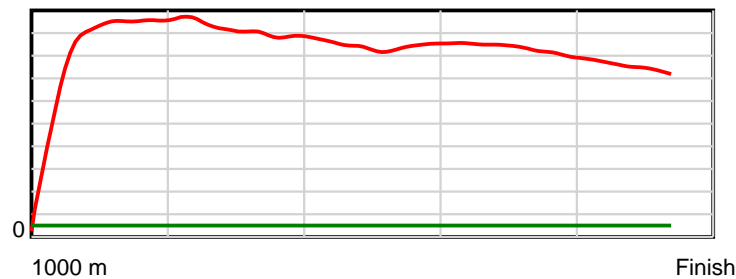
10 m Stride length



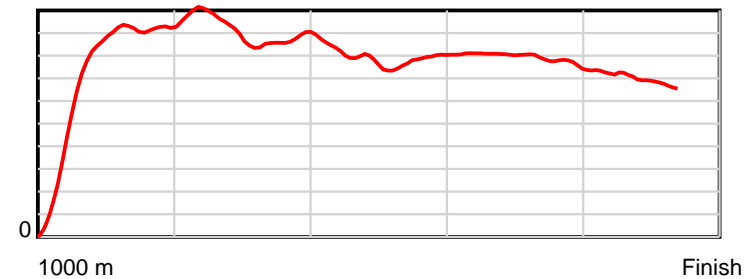
0.6 s Stride duration



20 m/sec Speed



100 % Stride efficiency



Note: Horizontal distance axis grid lines are 200m furlongs.

Disclaimer.

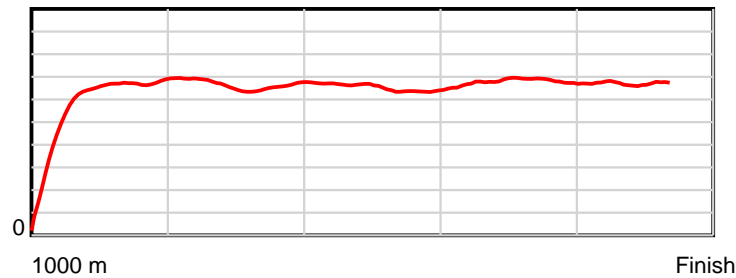
Tasracing Pty Ltd and Thoroughbred Ratings Pty Ltd accepts no responsibility for the completeness or accuracy of any of the information contained herein, and makes no representations about its suitability for any particular purpose. Users should make their own judgements about those matters and/or seek independent advice. You assume all risks associated with use of the data provided on this page.

Race Results

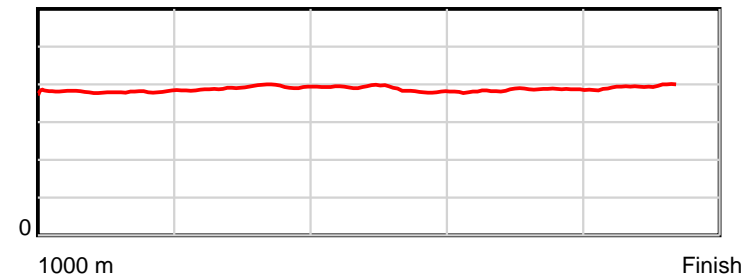
June 15, 2014, Race 2, 2Y MDN-SW, Distance 1000m, Spreyton - Offset 0m

Result	TAB no.	Horse (Barrier)	1000 to	800m to	600m to	400m to	200m to	Total or	Margin
6th	9	Visscher (2)	800m	600m	400m	200m	WP	Average	
		Position in running (margin)	-	10(8.8)	9(11.6)	10(14.8)	9(14.0)		9.90
		Sectional time (s)	15.07	11.12	12.49	11.35	11.43		
		Cumulative time (s)	61.46	46.39	35.26	22.77	11.43	1:01.46	
		Speed (m/s)	13.28	17.99	16.01	17.62	17.50	16.27	
		Stride length (m)	5.22	6.99	6.24	6.74	6.84	6.34	
		Stride duration (s)	0.379	0.389	0.390	0.383	0.391	0.389	
		Stride efficiency (%)	42.62	76.32	60.93	71.09	73.14	62.73	
		Stride count	38.30	28.62	32.03	29.65	29.23	157.83	

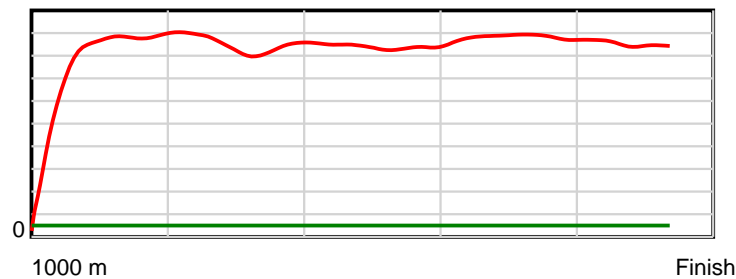
10 m Stride length



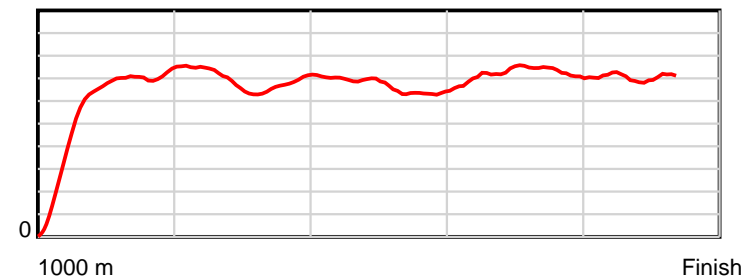
0.6 s Stride duration



20 m/sec Speed



100 % Stride efficiency



Note: Horizontal distance axis grid lines are 200m furlongs.

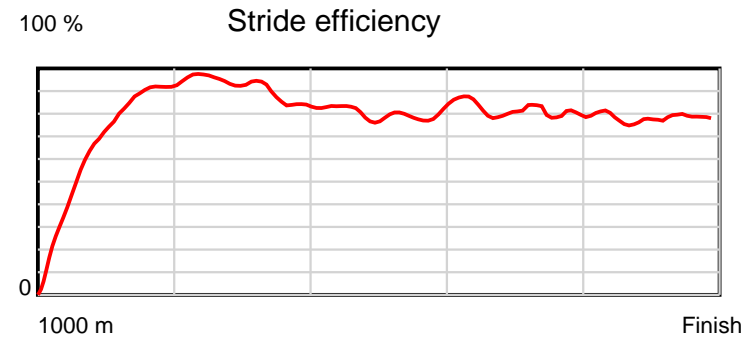
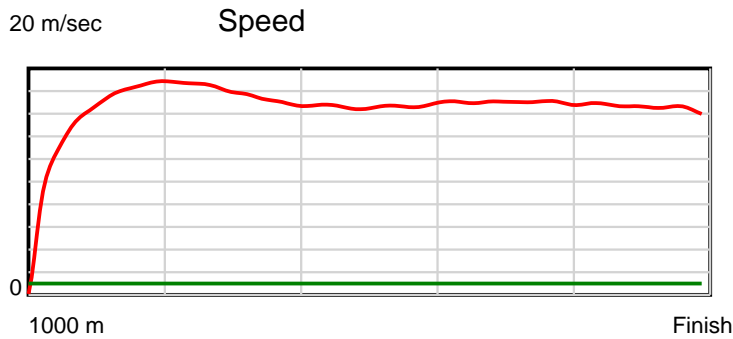
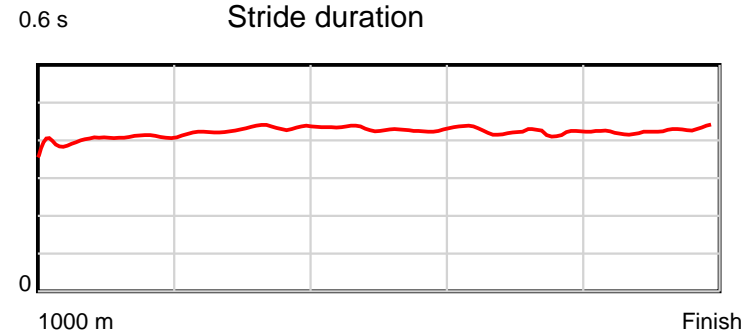
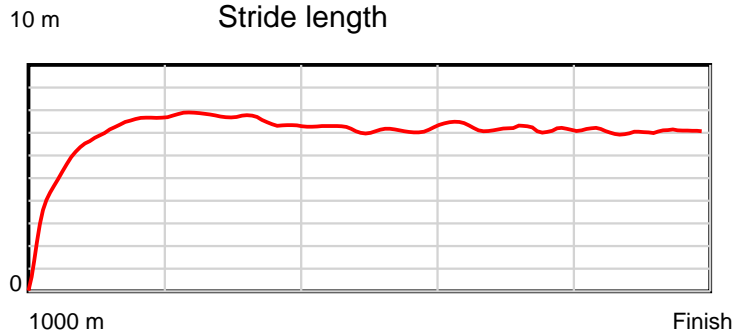
Disclaimer.

Tasracing Pty Ltd and Thoroughbred Ratings Pty Ltd accepts no responsibility for the completeness or accuracy of any of the information contained herein, and makes no representations about its suitability for any particular purpose. Users should make their own judgements about those matters and/or seek independent advice. You assume all risks associated with use of the data provided on this page.

Race Results

June 15, 2014, Race 2, 2Y MDN-SW, Distance 1000m, Spreyton - Offset 0m

Result	TAB no.	Horse (Barrier)	1000 to	800m to	600m to	400m to	200m to	Total or	Margin
7th	12	Miss Mai Ho (10)	800m	600m	400m	200m	WP	Average	
		Position in running (margin)	-	7(3.6)	6(7.5)	7(9.2)	6(10.2)		10.50
		Sectional time (s)	14.33	11.29	12.25	11.65	12.05		
		Cumulative time (s)	61.57	47.24	35.95	23.70	12.05	1:01.57	
		Speed (m/s)	13.96	17.71	16.33	17.17	16.60	16.24	
		Stride length (m)	5.79	7.62	7.02	7.23	7.08	6.89	
		Stride duration (s)	0.396	0.430	0.430	0.421	0.427	0.424	
		Stride efficiency (%)	52.36	90.80	77.04	81.69	78.31	74.13	
		Stride count	34.55	26.24	28.49	27.66	28.25	145.19	



Note: Horizontal distance axis grid lines are 200m furlongs.

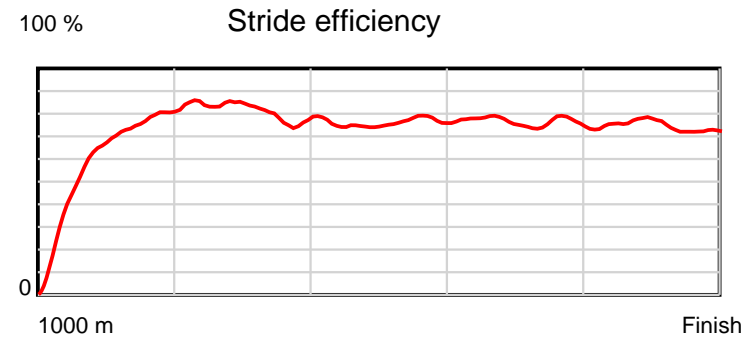
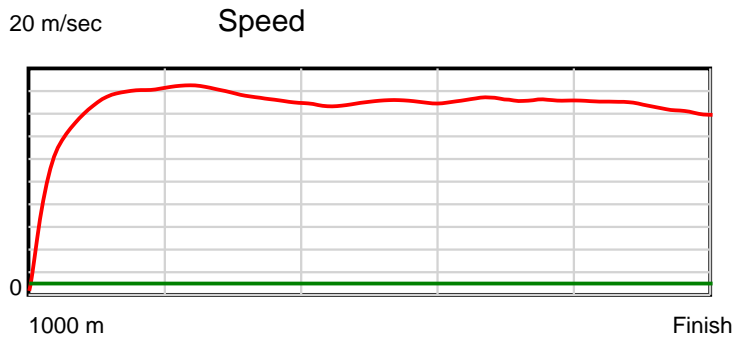
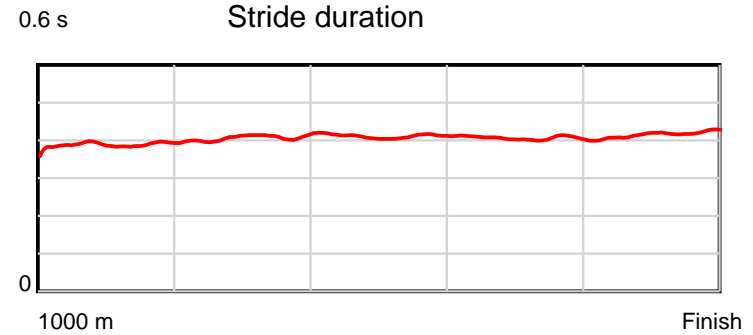
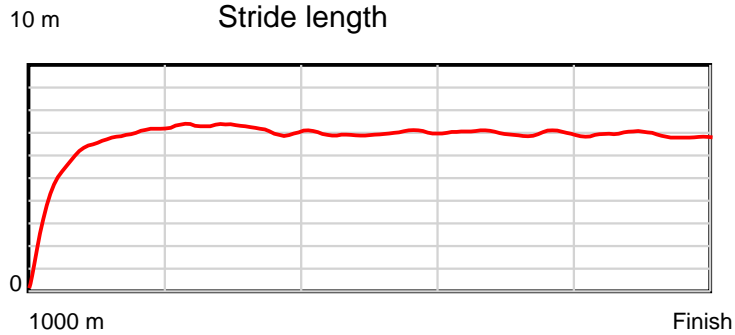
Disclaimer.

Tasracing Pty Ltd and Thoroughbred Ratings Pty Ltd accepts no responsibility for the completeness or accuracy of any of the information contained herein, and makes no representations about its suitability for any particular purpose. Users should make their own judgements about those matters and/or seek independent advice. You assume all risks associated with use of the data provided on this page.

Race Results

June 15, 2014, Race 2, 2Y MDN-SW, Distance 1000m, Spreyton - Offset 0m

Result	TAB no.	Horse (Barrier)	1000 to	800m to	600m to	400m to	200m to	Total or	Margin
8th	1	Anytime Soon (6)	800m	600m	400m	200m	WP	Average	
		Position in running (margin)	-	8(3.7)	7(7.7)	6(8.4)	7(10.4)		12.40
		Sectional time (s)	14.49	11.32	12.07	11.81	12.23		
		Cumulative time (s)	61.93	47.44	36.11	24.04	12.23	1:01.92	
		Speed (m/s)	13.80	17.67	16.57	16.93	16.35	16.15	
		Stride length (m)	5.42	7.18	6.81	6.85	6.83	6.56	
		Stride duration (s)	0.383	0.407	0.411	0.405	0.418	0.406	
		Stride efficiency (%)	45.98	80.58	72.44	73.42	72.94	67.15	
		Stride count	36.87	27.85	29.38	29.18	29.27	152.55	



Note: Horizontal distance axis grid lines are 200m furlongs.

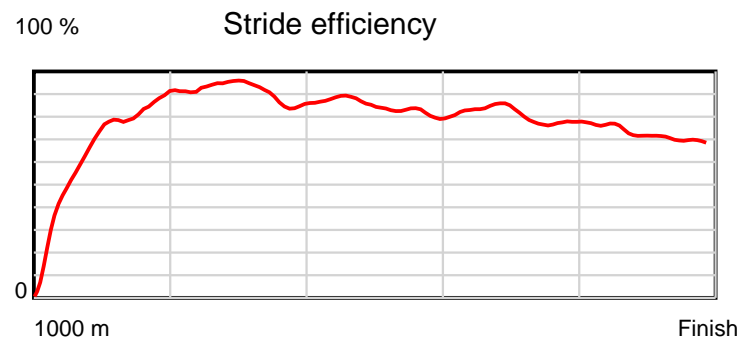
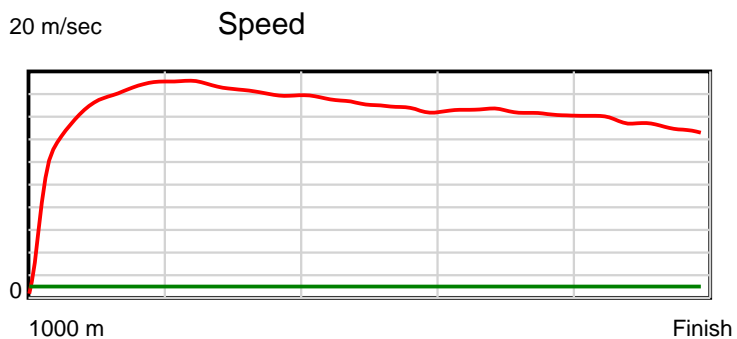
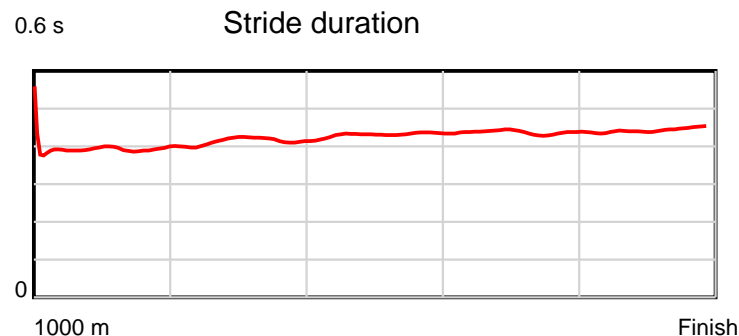
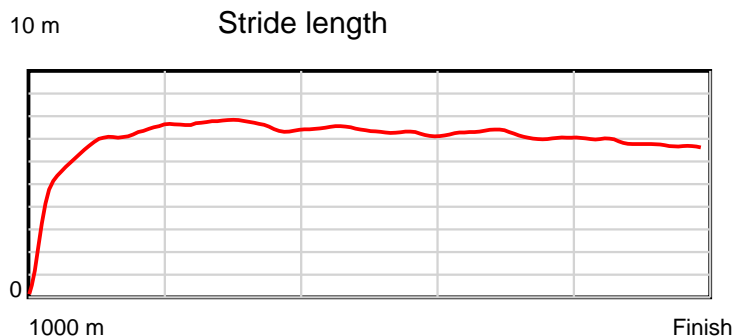
Disclaimer.

Tasracing Pty Ltd and Thoroughbred Ratings Pty Ltd accepts no responsibility for the completeness or accuracy of any of the information contained herein, and makes no representations about its suitability for any particular purpose. Users should make their own judgements about those matters and/or seek independent advice. You assume all risks associated with use of the data provided on this page.

Race Results

June 15, 2014, Race 2, 2Y MDN-SW, Distance 1000m, Spreyton - Offset 0m

Result	TAB no.	Horse (Barrier)	1000 to	800m to	600m to	400m to	200m to	Total or	Margin
9th	3	Good Singa (7)	800m	600m	400m	200m	WP	Average	
		Position in running (margin)	-	5(2.9)	3(3.6)	3(3.8)	4(7.7)		14.50
		Sectional time (s)	14.38	10.77	12.00	12.13	13.07		
		Cumulative time (s)	62.34	47.96	37.20	25.20	13.07	1:02.34	
		Speed (m/s)	13.91	18.57	16.67	16.49	15.30	16.04	
		Stride length (m)	6.03	7.66	7.18	7.21	6.79	6.93	
		Stride duration (s)	0.411	0.412	0.431	0.437	0.443	0.432	
		Stride efficiency (%)	56.89	91.62	80.47	81.14	71.95	74.98	
		Stride count	33.15	26.12	27.87	27.75	29.47	144.36	



Note: Horizontal distance axis grid lines are 200m furlongs.

Disclaimer.

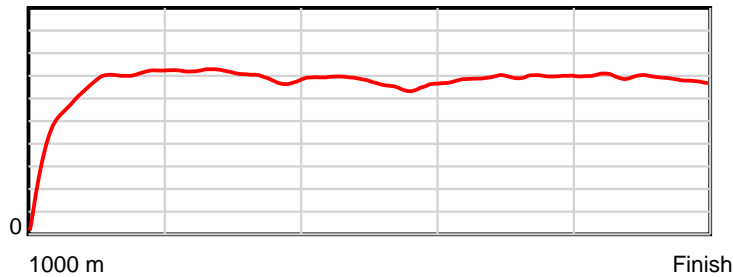
Tasracing Pty Ltd and Thoroughbred Ratings Pty Ltd accepts no responsibility for the completeness or accuracy of any of the information contained herein, and makes no representations about its suitability for any particular purpose. Users should make their own judgements about those matters and/or seek independent advice. You assume all risks associated with use of the data provided on this page.

Race Results

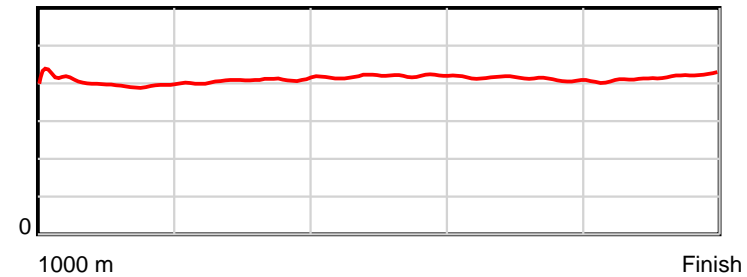
June 15, 2014, Race 2, 2Y MDN-SW, Distance 1000m, Spreyton - Offset 0m

Result	TAB no.	Horse (Barrier)	1000 to	800m to	600m to	400m to	200m to	Total or	Margin
10th	4	Incumsdacash (8)	800m	600m	400m	200m	WP	Average	
		Position in running (margin)	-	6(3.6)	8(9.8)	9(14.2)	10(14.4)		14.60
		Sectional time (s)	14.30	11.68	12.70	11.51	12.17		
		Cumulative time (s)	62.36	48.06	36.38	23.68	12.17	1:02.35	
		Speed (m/s)	13.98	17.12	15.75	17.38	16.43	16.04	
		Stride length (m)	5.96	6.98	6.60	7.16	6.85	6.68	
		Stride duration (s)	0.405	0.408	0.419	0.412	0.417	0.417	
		Stride efficiency (%)	55.43	76.11	68.11	80.06	73.43	69.78	
		Stride count	33.58	28.66	30.29	27.94	29.18	149.65	

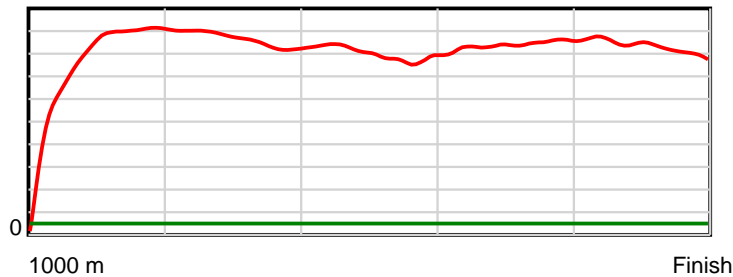
10 m Stride length



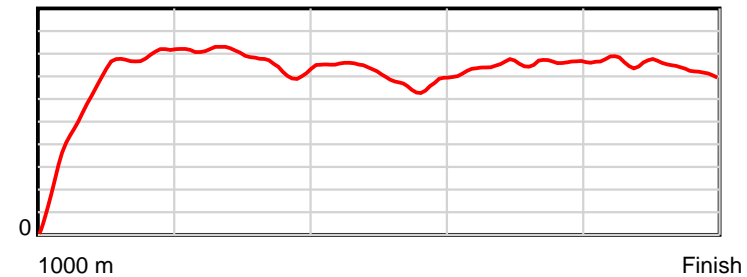
0.6 s Stride duration



20 m/sec Speed



100 % Stride efficiency



Note: Horizontal distance axis grid lines are 200m furlongs.

Disclaimer.

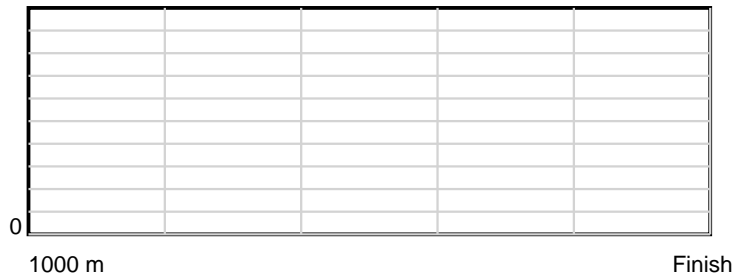
Tasracing Pty Ltd and Thoroughbred Ratings Pty Ltd accepts no responsibility for the completeness or accuracy of any of the information contained herein, and makes no representations about its suitability for any particular purpose. Users should make their own judgements about those matters and/or seek independent advice. You assume all risks associated with use of the data provided on this page.

Race Results


June 15, 2014, Race 2, 2Y MDN-SW, Distance 1000m, Spreyton - Offset 0m

Result	TAB no.	Horse (Barrier)	1000 to	800m to	600m to	400m to	200m to	Total or	Margin
11th	13	Tambro's Game (1)							
		Position in running (margin)							
		Sectional time (s)							
		Cumulative time (s)							
		Speed (m/s)							
		Stride length (m)							
		Stride duration (s)							
		Stride efficiency (%)							
		Stride count							

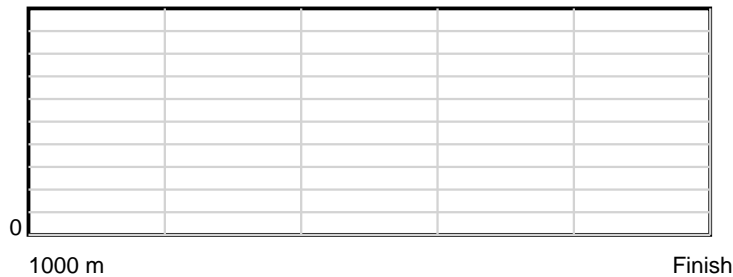
10 m Stride length



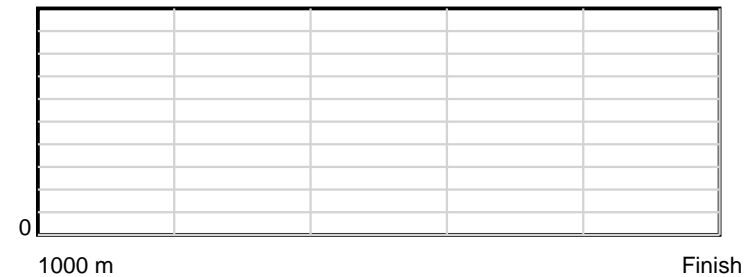
0.6 s Stride duration



20 m/sec Speed



100 % Stride efficiency



Note: Horizontal distance axis grid lines are 200m furlongs.

Disclaimer.

Tasracing Pty Ltd and Thoroughbred Ratings Pty Ltd accepts no responsibility for the completeness or accuracy of any of the information contained herein, and makes no representations about its suitability for any particular purpose. Users should make their own judgements about those matters and/or seek independent advice. You assume all risks associated with use of the data provided on this page.