



Race Results

Devonport Racing Club, Devonport Synthetic, June 15, 2014

Compilation date: June 16, 2014, 3:09:46 PM (EST)

Copyright © 2014 Tasracing Pty Ltd. All rights reserved.

Trademarks.

StrideMASTER is a registered trademark of Thoroughbred Ratings Pty Ltd.

Disclaimer.

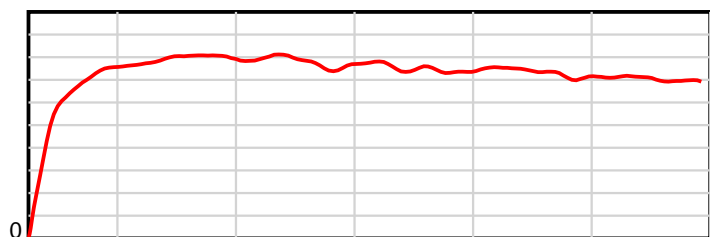
Tasracing Pty Ltd and Thoroughbred Ratings Pty Ltd accepts no responsibility for the completeness or accuracy of any of the information contained herein, and makes no representations about its suitability for any particular purpose. Users should make their own judgements about those matters and/or seek independent advice. You assume all risks associated with use of the data provided on this page.

Race Results

June 15, 2014, Race 4, 2UP MDN-SW, Distance 1150m, Spreyton - Offset 0m

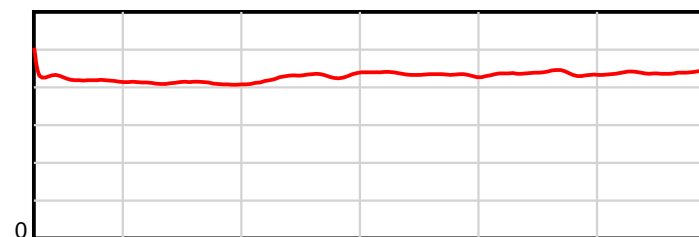
Result	TAB no.	Horse (Barrier)	1150 to	1000m to	800m to	600m to	400m to	200m to	Total or	Margin
1st	4	Lake Fergus (12)	1000m	800m	600m	400m	200m	WP	Average	
		Position in running (margin)	-	8(5.9)	9(4.5)	9(4.7)	5(2.0)	4(1.5)		0.00
		Sectional time (s)	11.54	10.20	11.03	11.61	11.91	12.56		
		Cumulative time (s)	68.84	57.30	47.10	36.07	24.47	12.56	1:08.84	
		Speed (m/s)	13.00	19.61	18.13	17.23	16.79	15.92	16.71	
		Stride length (m)	5.61	8.07	7.73	7.49	7.34	6.99	7.19	
		Stride duration (s)	0.432	0.411	0.427	0.435	0.437	0.439	0.430	
		Stride efficiency (%)	49.24	101.78	93.44	87.70	84.24	76.26	80.80	
		Stride count	26.72	24.78	25.86	26.70	27.24	28.63	159.93	

10 m Stride length



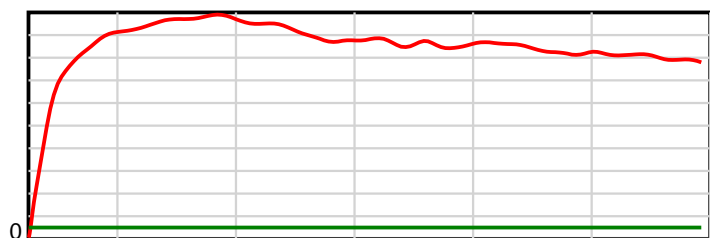
1150 m Finish

0.6 s Stride duration



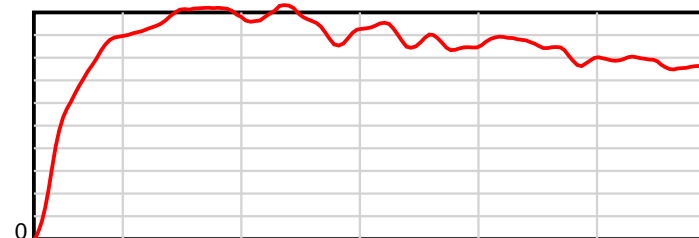
1150 m Finish

20 m/sec Speed



1150 m Finish

100 % Stride efficiency



1150 m Finish

Note: Horizontal distance axis grid lines are 200m furlongs.

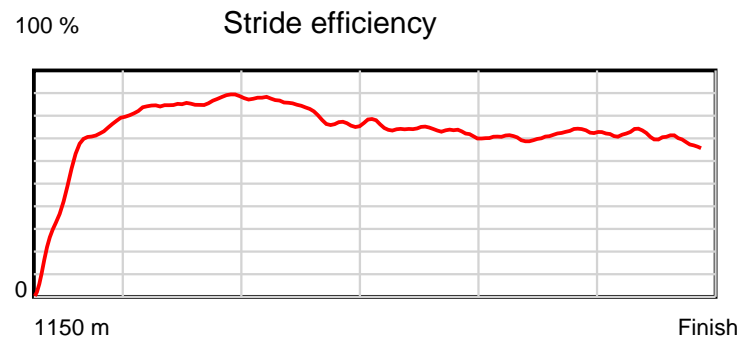
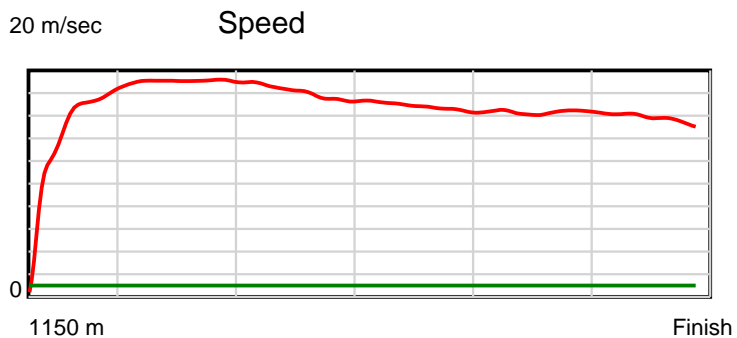
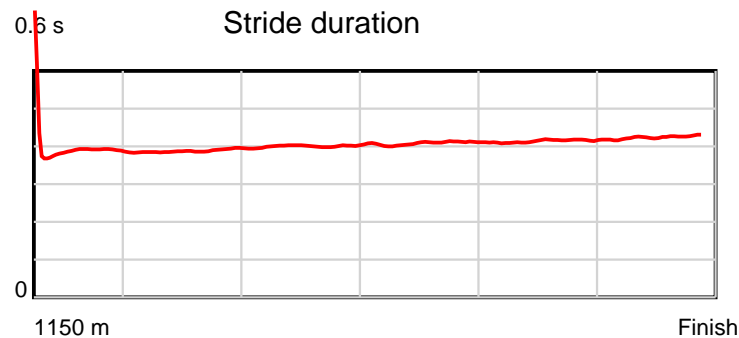
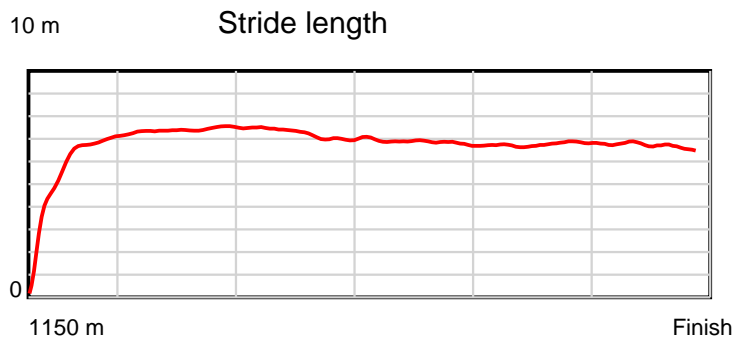
Disclaimer.

Tasracing Pty Ltd and Thoroughbred Ratings Pty Ltd accepts no responsibility for the completeness or accuracy of any of the information contained herein, and makes no representations about its suitability for any particular purpose. Users should make their own judgements about those matters and/or seek independent advice. You assume all risks associated with use of the data provided on this page.

Race Results

June 15, 2014, Race 4, 2UP MDN-SW, Distance 1150m, Spreyton - Offset 0m

Result	TAB no.	Horse (Barrier)	1150 to	1000m to	800m to	600m to	400m to	200m to	Total or	Margin
2nd	7	Sid the Sloth (6)	1000m	800m	600m	400m	200m	WP	Average	
		Position in running (margin)	-	4(2.2)	4(1.1)	4(1.6)	2(0.3)	1(0.0)		0.10
		Sectional time (s)	11.11	10.26	11.07	11.84	11.95	12.63		
		Cumulative time (s)	68.86	57.75	47.50	36.42	24.59	12.63	1:08.86	
		Speed (m/s)	13.50	19.49	18.07	16.89	16.74	15.84	16.70	
		Stride length (m)	5.59	7.56	7.22	6.89	6.91	6.70	6.81	
		Stride duration (s)	0.410	0.388	0.400	0.408	0.413	0.423	0.408	
		Stride efficiency (%)	48.75	89.28	81.46	74.28	74.56	70.15	72.50	
		Stride count	26.86	26.46	27.70	29.01	28.95	29.85	168.83	



Note: Horizontal distance axis grid lines are 200m furlongs.

Disclaimer.

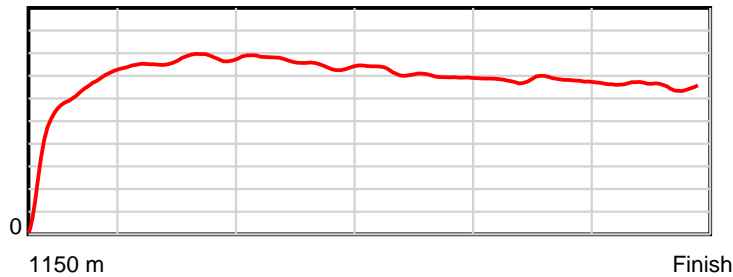
Tasracing Pty Ltd and Thoroughbred Ratings Pty Ltd accepts no responsibility for the completeness or accuracy of any of the information contained herein, and makes no representations about its suitability for any particular purpose. Users should make their own judgements about those matters and/or seek independent advice. You assume all risks associated with use of the data provided on this page.

Race Results

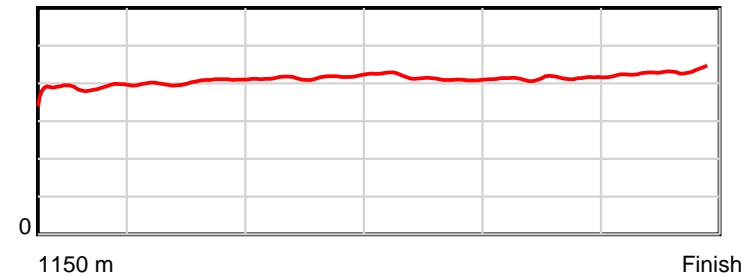
June 15, 2014, Race 4, 2UP MDN-SW, Distance 1150m, Spreyton - Offset 0m

Result	TAB no.	Horse (Barrier)	1150 to	1000m to	800m to	600m to	400m to	200m to	Total or	Margin
3rd	13	Little May (3)	1000m	800m	600m	400m	200m	WP	Average	
		Position in running (margin)	-	5(2.6)	6(2.4)	6(2.2)	4(0.7)	3(0.7)		0.90
		Sectional time (s)	11.08	10.40	10.97	11.81	12.00	12.76		
		Cumulative time (s)	69.00	57.92	47.53	36.56	24.76	12.76	1:09.00	
		Speed (m/s)	13.54	19.23	18.23	16.93	16.67	15.67	16.67	
		Stride length (m)	5.14	7.76	7.59	7.03	6.88	6.74	6.82	
		Stride duration (s)	0.380	0.403	0.416	0.415	0.413	0.430	0.409	
		Stride efficiency (%)	41.20	94.10	89.99	77.23	74.03	70.92	72.76	
		Stride count	29.21	25.77	26.35	28.45	29.06	29.69	168.53	

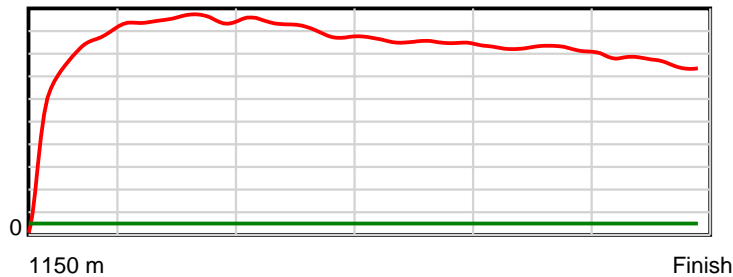
10 m Stride length



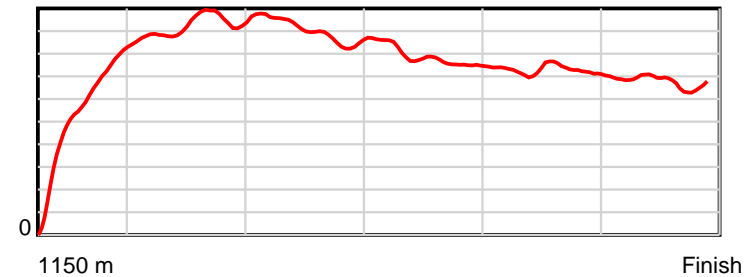
0.6 s Stride duration



20 m/sec Speed



100 % Stride efficiency



Note: Horizontal distance axis grid lines are 200m furlongs.

Disclaimer.

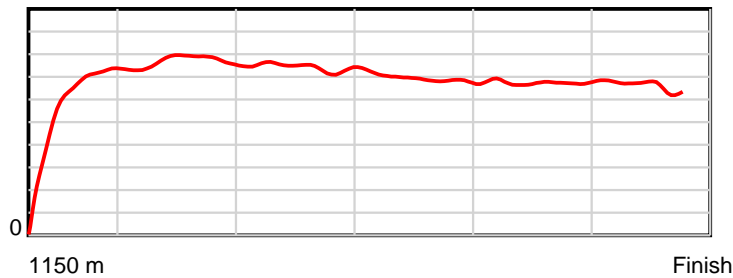
Tasracing Pty Ltd and Thoroughbred Ratings Pty Ltd accepts no responsibility for the completeness or accuracy of any of the information contained herein, and makes no representations about its suitability for any particular purpose. Users should make their own judgements about those matters and/or seek independent advice. You assume all risks associated with use of the data provided on this page.

Race Results

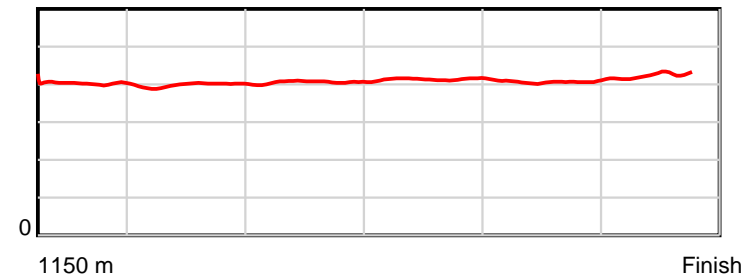
June 15, 2014, Race 4, 2UP MDN-SW, Distance 1150m, Spreyton - Offset 0m

Result	TAB no.	Horse (Barrier)	1150 to	1000m to	800m to	600m to	400m to	200m to	Total or	Margin
4th	14	Military Pass (9)	1000m	800m	600m	400m	200m	WP	Average	
		Position in running (margin)	-	12(9.6)	10(6.4)	8(4.4)	6(3.1)	6(2.5)		2.40
		Sectional time (s)	12.33	9.90	10.67	11.84	11.90	12.63		
		Cumulative time (s)	69.27	56.94	47.04	36.37	24.53	12.63	1:09.26	
		Speed (m/s)	12.16	20.20	18.74	16.89	16.81	15.84	16.60	
		Stride length (m)	4.97	8.04	7.59	6.96	6.86	6.67	6.80	
		Stride duration (s)	0.401	0.398	0.405	0.412	0.408	0.421	0.409	
		Stride efficiency (%)	38.67	101.02	90.01	75.72	73.55	69.57	72.16	
		Stride count	30.15	24.87	26.35	28.73	29.15	29.98	169.23	

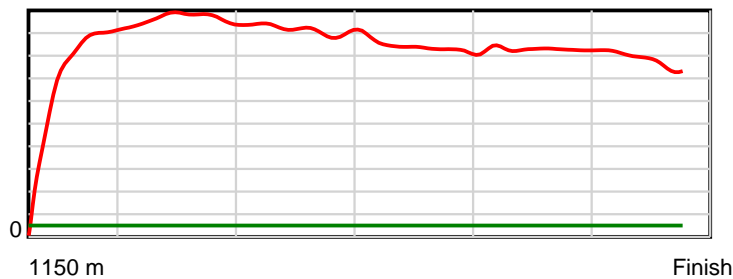
10 m Stride length



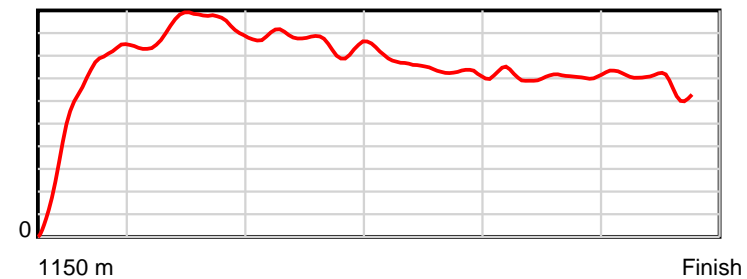
0.6 s Stride duration



20 m/sec Speed



100 % Stride efficiency



Note: Horizontal distance axis grid lines are 200m furlongs.

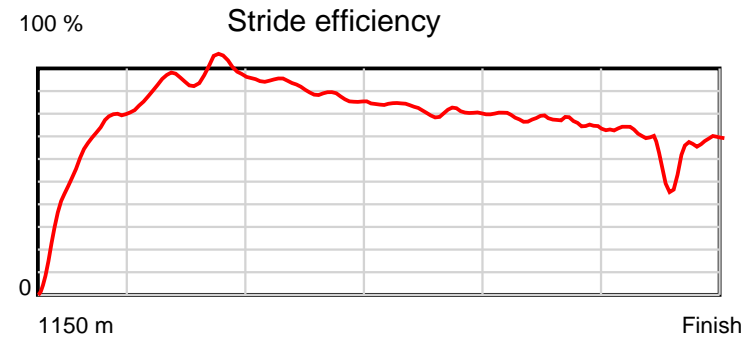
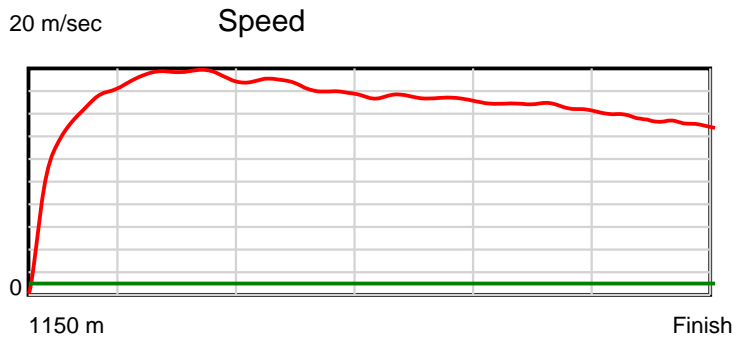
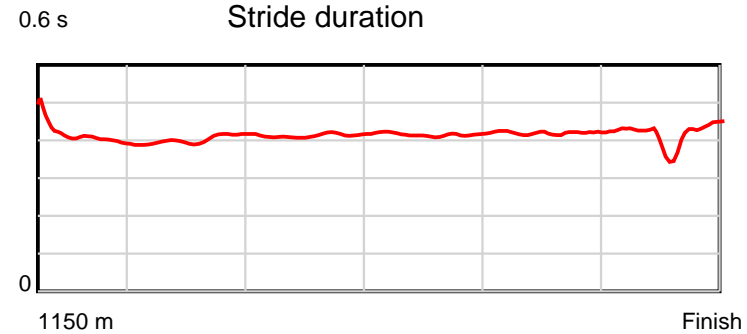
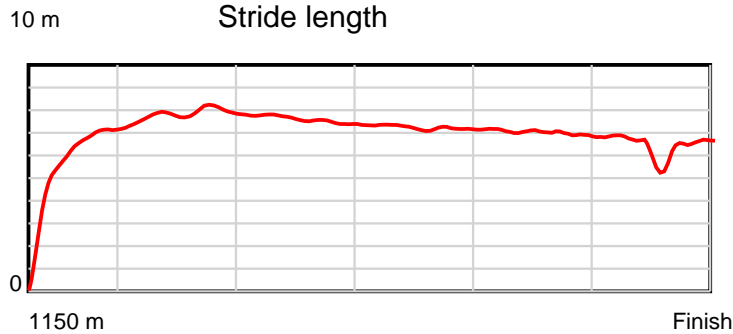
Disclaimer.

Tasracing Pty Ltd and Thoroughbred Ratings Pty Ltd accepts no responsibility for the completeness or accuracy of any of the information contained herein, and makes no representations about its suitability for any particular purpose. Users should make their own judgements about those matters and/or seek independent advice. You assume all risks associated with use of the data provided on this page.

Race Results

June 15, 2014, Race 4, 2UP MDN-SW, Distance 1150m, Spreyton - Offset 0m

Result	TAB no.	Horse (Barrier)	1150 to	1000m to	800m to	600m to	400m to	200m to	Total or	Margin
5th	6	Mundine (7)	1000m	800m	600m	400m	200m	WP	Average	
		Position in running (margin)	-	2(1.4)	1(0.0)	2(0.6)	3(0.4)	5(2.4)		3.50
		Sectional time (s)	10.61	10.20	11.10	12.03	12.34	13.20		
		Cumulative time (s)	69.47	58.86	48.66	37.56	25.54	13.20	1:09.46	
		Speed (m/s)	14.13	19.61	18.02	16.63	16.21	15.15	16.55	
		Stride length (m)	5.71	7.87	7.43	6.91	6.77	6.33	6.82	
		Stride duration (s)	0.419	0.402	0.412	0.416	0.418	0.417	0.412	
		Stride efficiency (%)	50.93	96.85	86.18	74.69	71.68	62.52	72.62	
		Stride count	26.28	25.40	26.93	28.93	29.53	31.62	168.69	



Note: Horizontal distance axis grid lines are 200m furlongs.

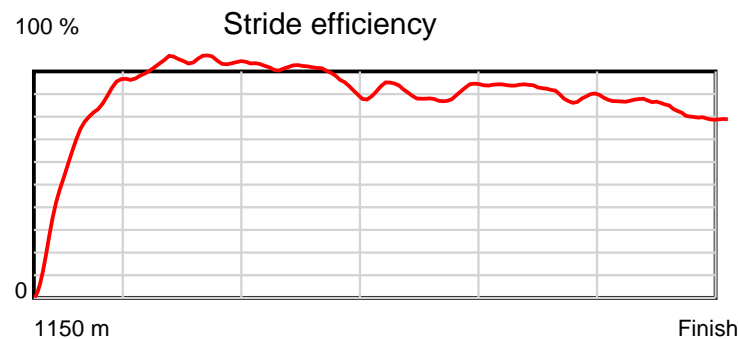
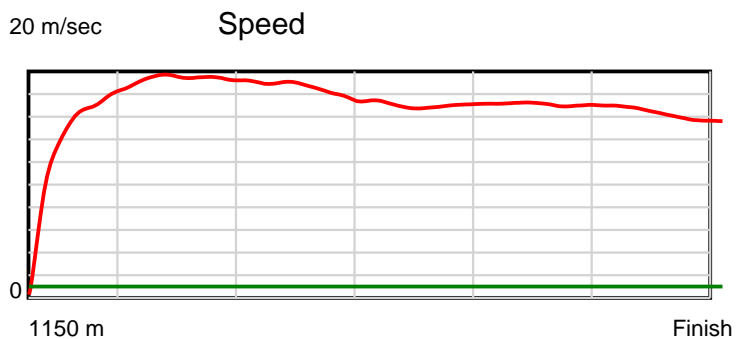
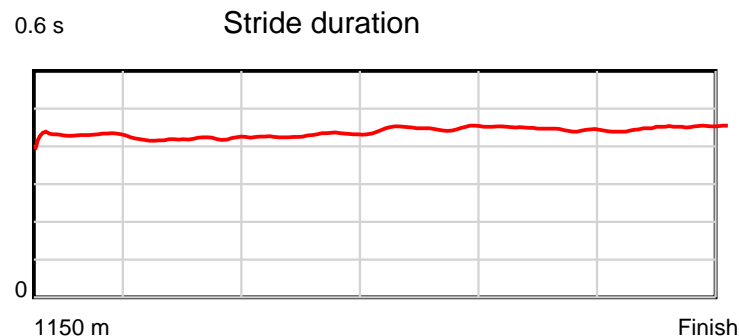
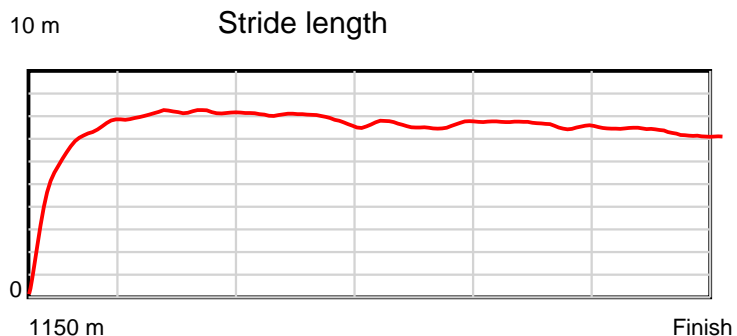
Disclaimer.

Tasracing Pty Ltd and Thoroughbred Ratings Pty Ltd accepts no responsibility for the completeness or accuracy of any of the information contained herein, and makes no representations about its suitability for any particular purpose. Users should make their own judgements about those matters and/or seek independent advice. You assume all risks associated with use of the data provided on this page.

Race Results

June 15, 2014, Race 4, 2UP MDN-SW, Distance 1150m, Spreyton - Offset 0m

Result	TAB no.	Horse (Barrier)	1150 to	1000m to	800m to	600m to	400m to	200m to	Total or	Margin
6th	5	Lord Farquaad (4)	1000m	800m	600m	400m	200m	WP	Average	
		Position in running (margin)	-	1(0.0)	2(0.0)	3(0.7)	8(5.0)	7(6.3)		3.60
		Sectional time (s)	10.39	10.44	11.11	12.79	12.20	12.56		
		Cumulative time (s)	69.49	59.10	48.66	37.55	24.76	12.56	1:09.48	
		Speed (m/s)	14.43	19.16	18.00	15.64	16.39	15.92	16.55	
		Stride length (m)	5.89	8.03	7.73	7.01	7.30	7.16	7.19	
		Stride duration (s)	0.424	0.419	0.430	0.449	0.445	0.450	0.434	
		Stride efficiency (%)	54.27	100.86	93.47	76.89	83.24	80.19	80.70	
		Stride count	25.45	24.89	25.86	28.51	27.40	27.92	160.03	



Note: Horizontal distance axis grid lines are 200m furlongs.

Disclaimer.

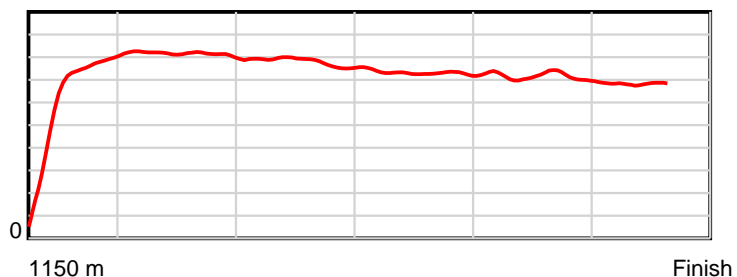
Tasracing Pty Ltd and Thoroughbred Ratings Pty Ltd accepts no responsibility for the completeness or accuracy of any of the information contained herein, and makes no representations about its suitability for any particular purpose. Users should make their own judgements about those matters and/or seek independent advice. You assume all risks associated with use of the data provided on this page.

Race Results

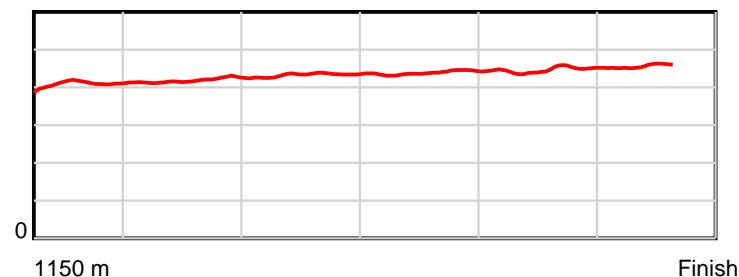
June 15, 2014, Race 4, 2UP MDN-SW, Distance 1150m, Spreyton - Offset 0m

Result	TAB no.	Horse (Barrier)	1150 to	1000m to	800m to	600m to	400m to	200m to	Total or	Margin
7th	3	Dream Roller (1)	1000m	800m	600m	400m	200m	WP	Average	
		Position in running (margin)	-	10(7.8)	5(2.0)	1(0.0)	1(0.0)	2(0.7)		4.00
		Sectional time (s)	12.10	9.47	10.67	12.07	12.11	13.16		
		Cumulative time (s)	69.57	57.47	48.00	37.34	25.27	13.16	1:09.56	
		Speed (m/s)	12.40	21.12	18.74	16.57	16.52	15.20	16.53	
		Stride length (m)	5.53	8.74	8.08	7.23	7.35	6.90	7.25	
		Stride duration (s)	0.436	0.414	0.431	0.436	0.445	0.454	0.439	
		Stride efficiency (%)	47.86	119.49	101.93	81.59	84.31	74.34	82.12	
		Stride count	27.10	22.87	24.76	27.68	27.23	29.00	158.64	

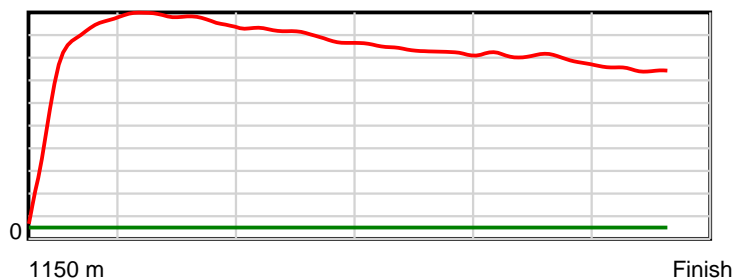
10 m Stride length



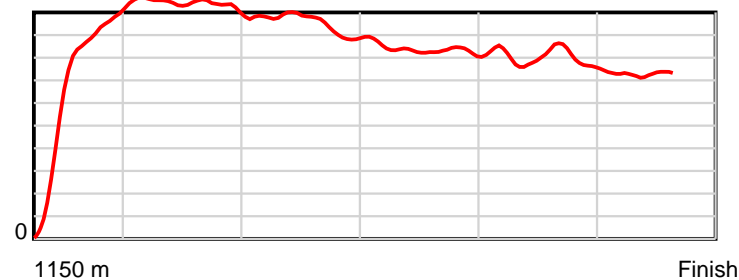
0.6 s Stride duration



20 m/sec Speed



100 % Stride efficiency



Note: Horizontal distance axis grid lines are 200m furlongs.

Disclaimer.

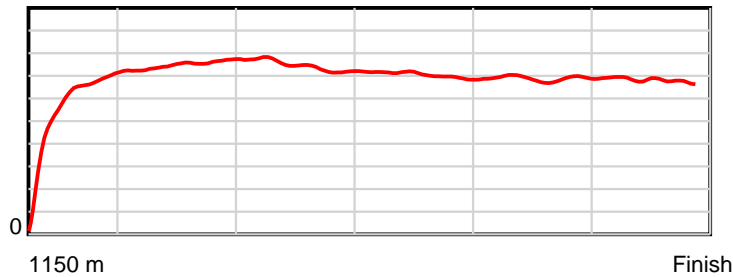
Tasracing Pty Ltd and Thoroughbred Ratings Pty Ltd accepts no responsibility for the completeness or accuracy of any of the information contained herein, and makes no representations about its suitability for any particular purpose. Users should make their own judgements about those matters and/or seek independent advice. You assume all risks associated with use of the data provided on this page.

Race Results

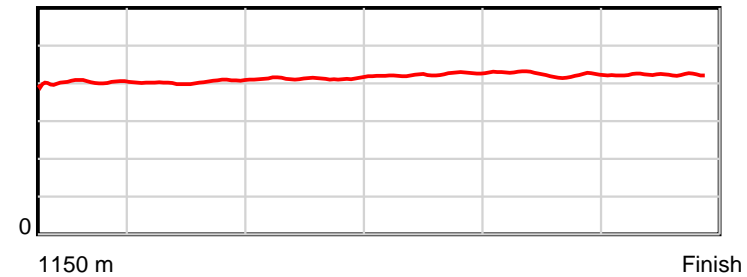
June 15, 2014, Race 4, 2UP MDN-SW, Distance 1150m, Spreyton - Offset 0m

Result	TAB no.	Horse (Barrier)	1150 to	1000m to	800m to	600m to	400m to	200m to	Total or	Margin
8th	10	Alsa Doll (2)	1000m	800m	600m	400m	200m	WP	Average	
		Position in running (margin)	-	9(7.2)	11(7.6)	11(8.3)	10(7.9)	9(8.4)		4.60
		Sectional time (s)	11.86	10.51	11.11	12.00	12.08	12.13		
		Cumulative time (s)	69.68	57.82	47.32	36.20	24.20	12.13	1:09.68	
		Speed (m/s)	12.65	19.03	18.00	16.67	16.56	16.49	16.50	
		Stride length (m)	5.11	7.68	7.42	7.05	7.04	6.98	6.85	
		Stride duration (s)	0.396	0.403	0.412	0.423	0.425	0.423	0.415	
		Stride efficiency (%)	40.80	92.22	85.97	77.76	77.40	76.16	73.42	
		Stride count	29.36	26.03	26.96	28.35	28.42	28.65	167.77	

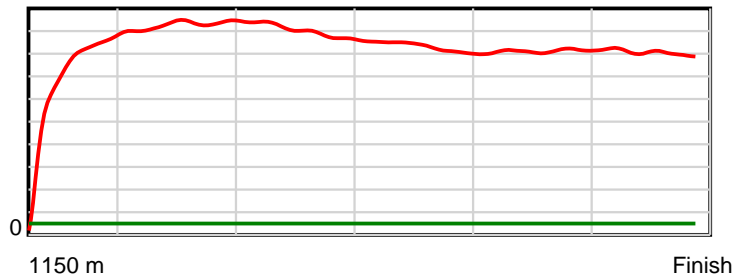
10 m Stride length



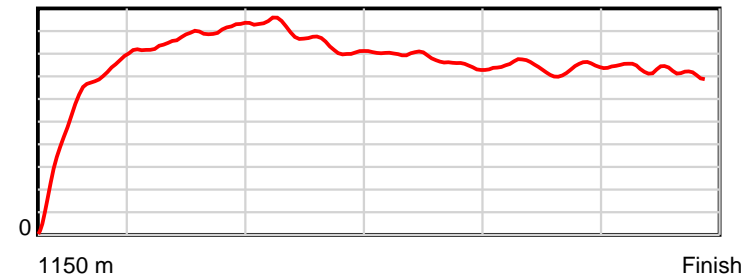
0.6 s Stride duration



20 m/sec Speed



100 % Stride efficiency



Note: Horizontal distance axis grid lines are 200m furlongs.

Disclaimer.

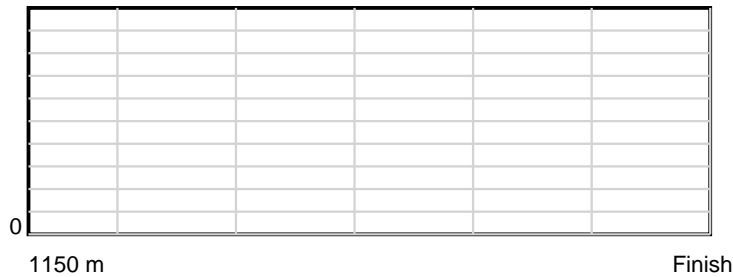
Tasracing Pty Ltd and Thoroughbred Ratings Pty Ltd accepts no responsibility for the completeness or accuracy of any of the information contained herein, and makes no representations about its suitability for any particular purpose. Users should make their own judgements about those matters and/or seek independent advice. You assume all risks associated with use of the data provided on this page.

Race Results


June 15, 2014, Race 4, 2UP MDN-SW, Distance 1150m, Spreyton - Offset 0m

Result	TAB no.	Horse (Barrier)	1150 to	1000m to	800m to	600m to	400m to	200m to	Total or	Margin
9th	8	Warrior's Ques... (5)								
		Position in running (margin)								
		Sectional time (s)								
		Cumulative time (s)								
		Speed (m/s)								
		Stride length (m)								
		Stride duration (s)								
		Stride efficiency (%)								
		Stride count								

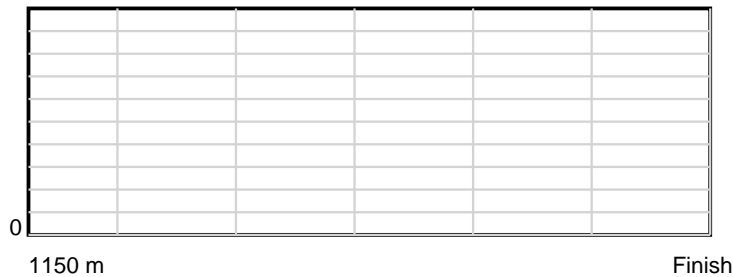
10 m Stride length



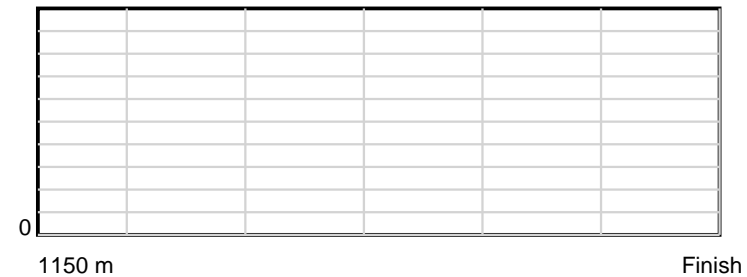
0.6 s Stride duration



20 m/sec Speed



100 % Stride efficiency



Note: Horizontal distance axis grid lines are 200m furlongs.

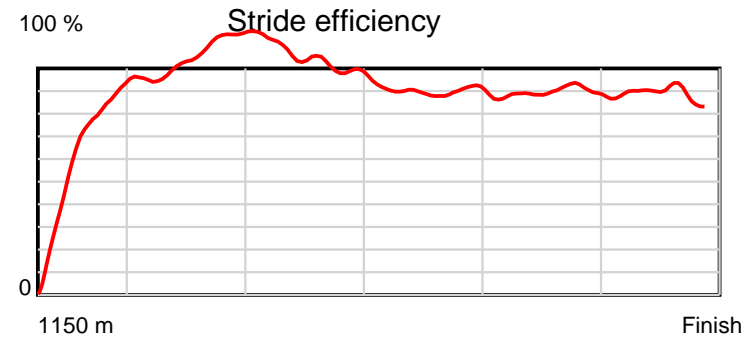
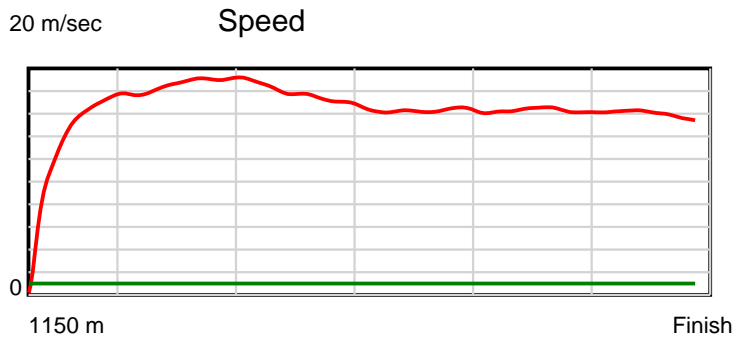
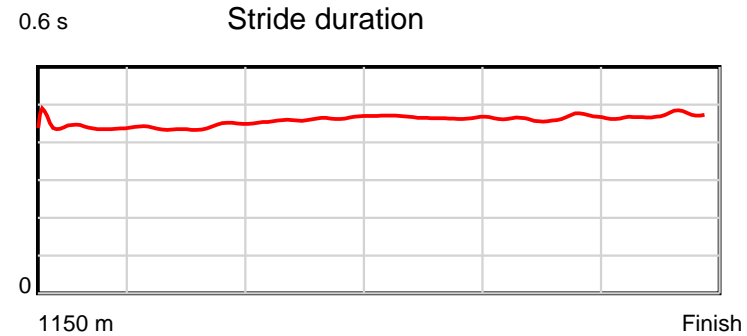
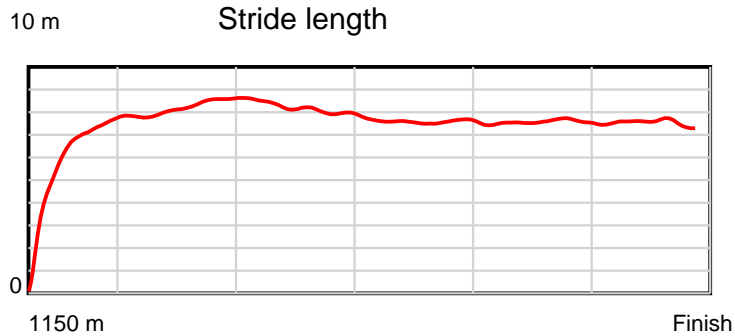
Disclaimer.

Tasracing Pty Ltd and Thoroughbred Ratings Pty Ltd accepts no responsibility for the completeness or accuracy of any of the information contained herein, and makes no representations about its suitability for any particular purpose. Users should make their own judgements about those matters and/or seek independent advice. You assume all risks associated with use of the data provided on this page.

Race Results

June 15, 2014, Race 4, 2UP MDN-SW, Distance 1150m, Spreyton - Offset 0m

Result	TAB no.	Horse (Barrier)	1150 to	1000m to	800m to	600m to	400m to	200m to	Total or	Margin
10th	2	Dig Zing (13)	1000m	800m	600m	400m	200m	WP	Average	
		Position in running (margin)	-	6(3.8)	8(4.4)	10(6.7)	11(7.9)	10(8.4)		5.60
		Sectional time (s)	11.30	10.53	11.38	12.27	12.07	12.31		
		Cumulative time (s)	69.86	58.56	48.03	36.65	24.38	12.31	1:09.86	
		Speed (m/s)	13.27	18.99	17.57	16.30	16.57	16.25	16.46	
		Stride length (m)	5.89	8.37	8.11	7.61	7.69	7.65	7.54	
		Stride duration (s)	0.443	0.441	0.461	0.467	0.464	0.471	0.458	
		Stride efficiency (%)	54.27	109.44	102.73	90.41	92.47	91.37	88.91	
		Stride count	25.45	23.90	24.67	26.29	26.00	26.15	152.46	



Note: Horizontal distance axis grid lines are 200m furlongs.

Disclaimer.

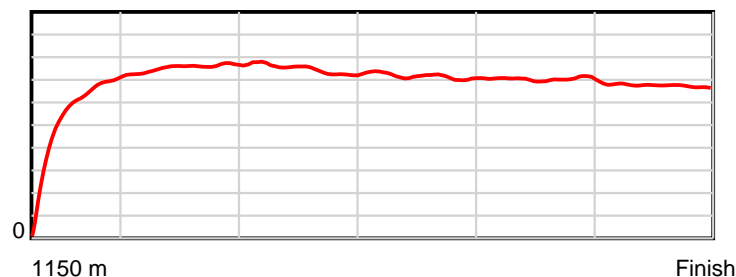
Tasracing Pty Ltd and Thoroughbred Ratings Pty Ltd accepts no responsibility for the completeness or accuracy of any of the information contained herein, and makes no representations about its suitability for any particular purpose. Users should make their own judgements about those matters and/or seek independent advice. You assume all risks associated with use of the data provided on this page.

Race Results

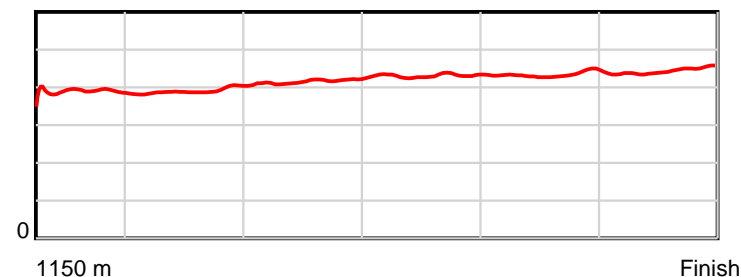
June 15, 2014, Race 4, 2UP MDN-SW, Distance 1150m, Spreyton - Offset 0m

Result	TAB no.	Horse (Barrier)	1150 to	1000m to	800m to	600m to	400m to	200m to	Total or	Margin
11th	9	Alpine Angel (8)	1000m	800m	600m	400m	200m	WP	Average	
		Position in running (margin)	-	3(1.9)	3(0.9)	5(2.2)	7(4.2)	8(6.8)		8.80
		Sectional time (s)	10.88	10.26	11.21	12.40	12.42	13.29		
		Cumulative time (s)	70.46	59.58	49.32	38.11	25.71	13.29	1:10.45	
		Speed (m/s)	13.79	19.49	17.84	16.13	16.10	15.05	16.32	
		Stride length (m)	5.26	7.61	7.41	6.95	6.98	6.68	6.80	
		Stride duration (s)	0.389	0.390	0.415	0.431	0.434	0.444	0.417	
		Stride efficiency (%)	43.16	90.49	85.83	75.59	76.23	69.76	72.24	
		Stride count	28.54	26.28	26.99	28.76	28.64	29.93	169.14	

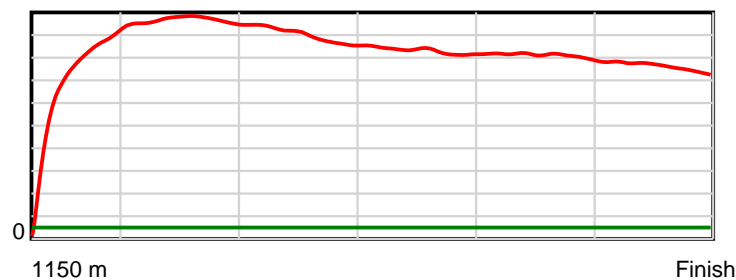
10 m Stride length



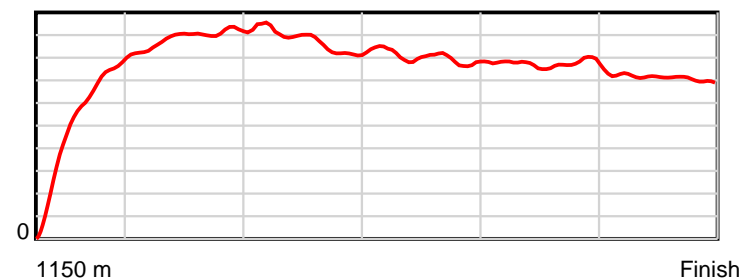
0.6 s Stride duration



20 m/sec Speed



100 % Stride efficiency



Note: Horizontal distance axis grid lines are 200m furlongs.

Disclaimer.

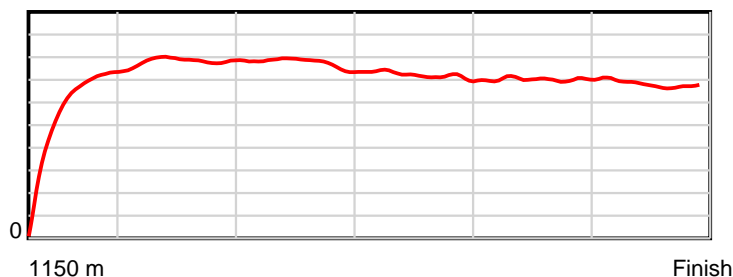
Tasracing Pty Ltd and Thoroughbred Ratings Pty Ltd accepts no responsibility for the completeness or accuracy of any of the information contained herein, and makes no representations about its suitability for any particular purpose. Users should make their own judgements about those matters and/or seek independent advice. You assume all risks associated with use of the data provided on this page.

Race Results

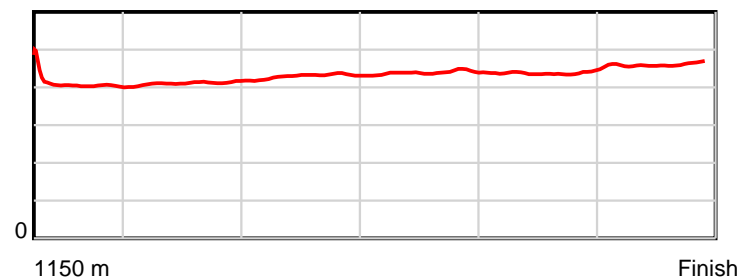
June 15, 2014, Race 4, 2UP MDN-SW, Distance 1150m, Spreyton - Offset 0m

Result	TAB no.	Horse (Barrier)	1150 to	1000m to	800m to	600m to	400m to	200m to	Total or	Margin
12th	11	Decent Bird (10)	1000m	800m	600m	400m	200m	WP	Average	
		Position in running (margin)	-	7(4.3)	7(3.4)	7(4.4)	9(6.6)	11(8.5)		12.20
		Sectional time (s)	11.49	10.28	11.15	12.45	12.30	13.43		
		Cumulative time (s)	71.10	59.61	49.33	38.17	25.73	13.43	1:11.09	
		Speed (m/s)	13.05	19.46	17.94	16.06	16.26	14.89	16.17	
		Stride length (m)	5.55	7.98	7.70	7.05	7.10	6.87	7.03	
		Stride duration (s)	0.420	0.410	0.430	0.439	0.437	0.461	0.434	
		Stride efficiency (%)	48.06	99.42	92.75	77.71	78.86	73.79	77.13	
		Stride count	27.05	25.07	25.96	28.36	28.15	29.10	163.69	

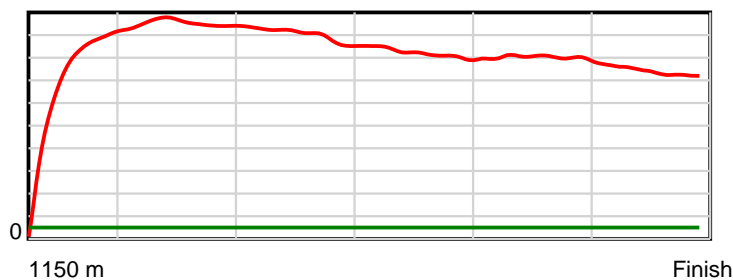
10 m Stride length



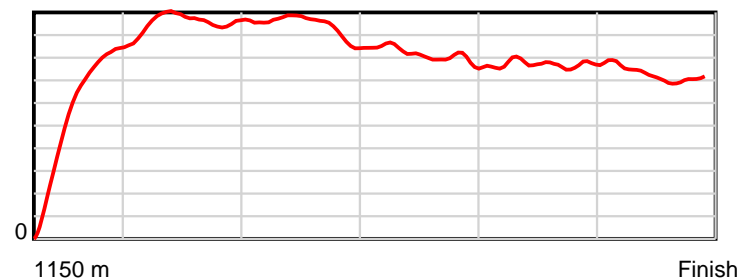
0.6 s Stride duration



20 m/sec Speed



100 % Stride efficiency



Note: Horizontal distance axis grid lines are 200m furlongs.

Disclaimer.

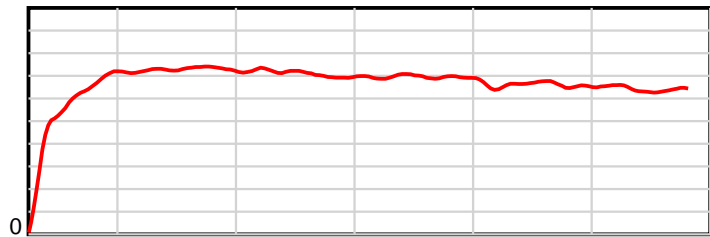
Tasracing Pty Ltd and Thoroughbred Ratings Pty Ltd accepts no responsibility for the completeness or accuracy of any of the information contained herein, and makes no representations about its suitability for any particular purpose. Users should make their own judgements about those matters and/or seek independent advice. You assume all risks associated with use of the data provided on this page.

Race Results

June 15, 2014, Race 4, 2UP MDN-SW, Distance 1150m, Spreyton - Offset 0m

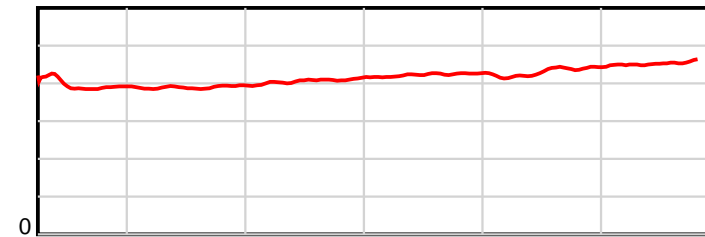
Result	TAB no.	Horse (Barrier)	1150 to	1000m to	800m to	600m to	400m to	200m to	Total or	Margin
13th	12	Full Moon Dash (11)	1000m	800m	600m	400m	200m	WP	Average	
		Position in running (margin)	-	11(7.9)	12(8.2)	12(10.0)	12(9.1)	12(13.5)		20.50
		Sectional time (s)	12.36	10.48	11.30	11.91	12.73	13.94		
		Cumulative time (s)	72.73	60.37	49.89	38.59	26.68	13.94	1:12.73	
		Speed (m/s)	12.14	19.08	17.70	16.79	15.71	14.35	15.81	
		Stride length (m)	5.01	7.45	7.16	7.08	6.75	6.49	6.63	
		Stride duration (s)	0.394	0.390	0.404	0.422	0.429	0.453	0.419	
		Stride efficiency (%)	39.29	86.75	80.09	78.28	71.11	65.90	68.73	
		Stride count	29.91	26.84	27.94	28.26	29.65	30.80	173.40	

10 m Stride length



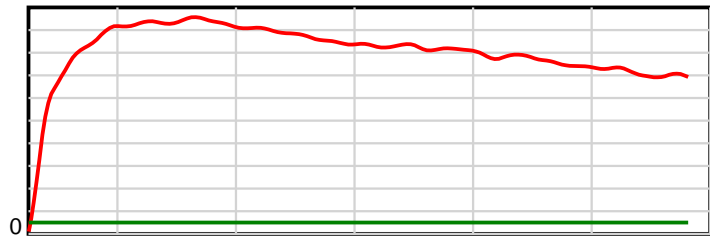
1150 m Finish

0.6 s Stride duration



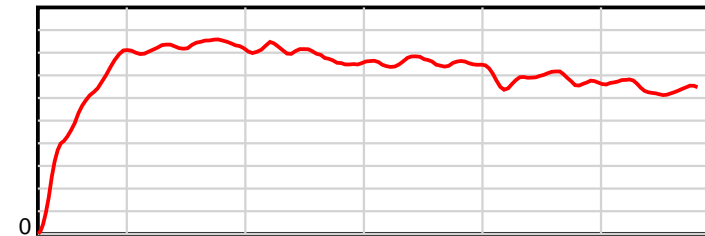
1150 m Finish

20 m/sec Speed



1150 m Finish

100 % Stride efficiency



1150 m Finish

Note: Horizontal distance axis grid lines are 200m furlongs.

Disclaimer.

Tasracing Pty Ltd and Thoroughbred Ratings Pty Ltd accepts no responsibility for the completeness or accuracy of any of the information contained herein, and makes no representations about its suitability for any particular purpose. Users should make their own judgements about those matters and/or seek independent advice. You assume all risks associated with use of the data provided on this page.