



Race Results

Tasmanian Racing Club, Hobart, June 18, 2014

Compilation date: June 18, 2014, 4:20:23 PM (EST)

Copyright © 2014 Tasracing Pty Ltd. All rights reserved.

Trademarks.

StrideMASTER is a registered trademark of Thoroughbred Ratings Pty Ltd.

Disclaimer.

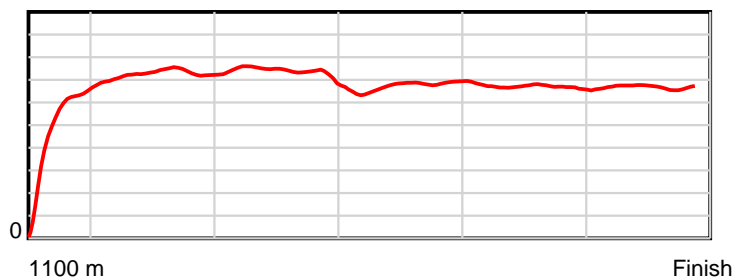
Tasracing Pty Ltd and Thoroughbred Ratings Pty Ltd accepts no responsibility for the completeness or accuracy of any of the information contained herein, and makes no representations about its suitability for any particular purpose. Users should make their own judgements about those matters and/or seek independent advice. You assume all risks associated with use of the data provided on this page.

Race Results

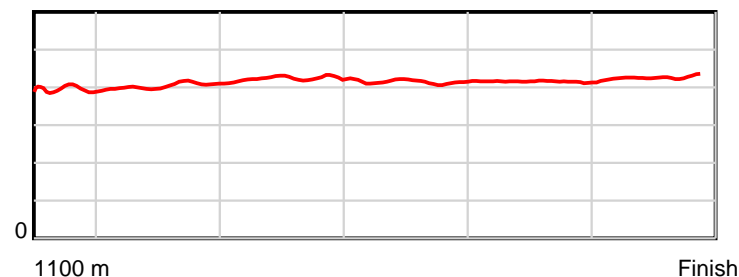
June 18, 2014, Race 1, 2UP MDN-SW, Distance 1100m, Elwick Course Proper - Offset 0m

Result	TAB no.	Horse (Barrier)	1100 to	1000m to	800m to	600m to	400m to	200m to	Total or	Margin
1st	4	Planetary (1)	1000m	800m	600m	400m	200m	WP	Average	
		Position in running (margin)	-	6(2.3)	3(0.9)	3(0.4)	3(2.4)	2(0.7)		0.00
		Sectional time (s)	8.60	10.84	11.29	12.27	12.22	12.60		
		Cumulative time (s)	67.82	59.22	48.39	37.10	24.82	12.60	1:07.81	
		Speed (m/s)	11.63	18.45	17.71	16.30	16.37	15.87	16.22	
		Stride length (m)	4.50	7.45	7.45	6.77	6.80	6.73	6.68	
		Stride duration (s)	0.387	0.404	0.420	0.416	0.416	0.424	0.412	
		Stride efficiency (%)	31.64	86.80	86.64	71.71	72.29	70.80	69.83	
		Stride count	22.22	26.83	26.86	29.52	29.41	29.71	164.55	

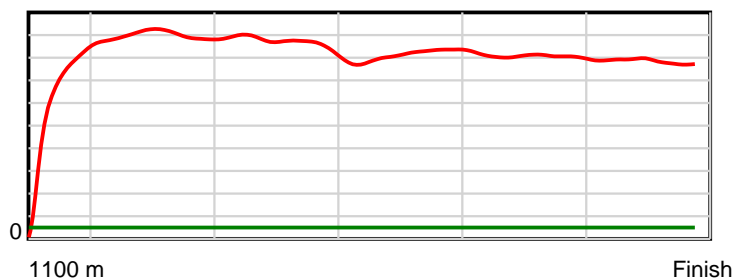
10 m Stride length



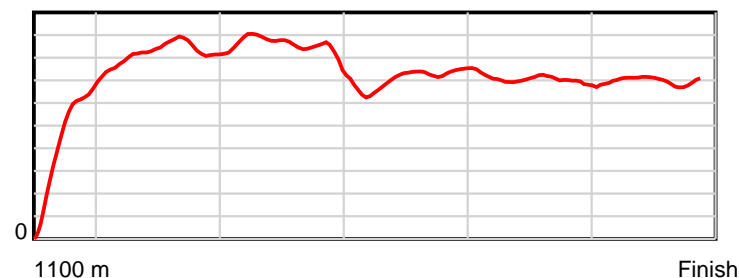
0.6 s Stride duration



20 m/sec Speed



100 % Stride efficiency



Note: Horizontal distance axis grid lines are 200m furlongs.

Disclaimer.

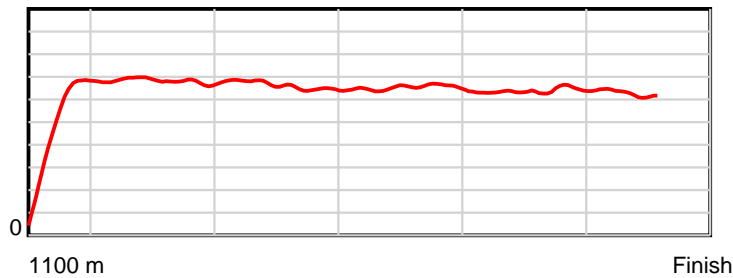
Tasracing Pty Ltd and Thoroughbred Ratings Pty Ltd accepts no responsibility for the completeness or accuracy of any of the information contained herein, and makes no representations about its suitability for any particular purpose. Users should make their own judgements about those matters and/or seek independent advice. You assume all risks associated with use of the data provided on this page.

Race Results

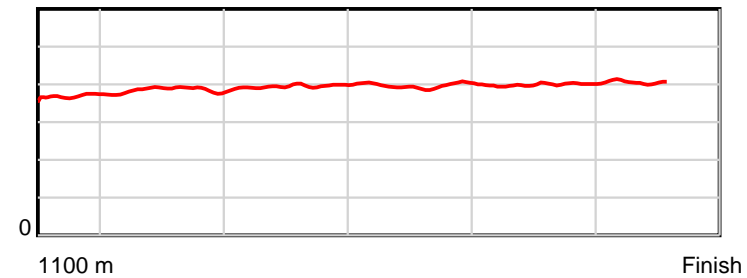
June 18, 2014, Race 1, 2UP MDN-SW, Distance 1100m, Elwick Course Proper - Offset 0m

Result	TAB no.	Horse (Barrier)	1100 to	1000m to	800m to	600m to	400m to	200m to	Total or	Margin
2nd	11	Midnight Tears (3)	1000m	800m	600m	400m	200m	WP	Average	
		Position in running (margin)	-	10(11.1)	9(4.6)	5(2.2)	5(2.6)	4(1.3)		0.50
		Sectional time (s)	10.05	10.00	10.97	12.01	12.27	12.61		
		Cumulative time (s)	67.91	57.86	47.86	36.89	24.88	12.61	1:07.90	
		Speed (m/s)	9.95	20.00	18.23	16.65	16.30	15.86	16.20	
		Stride length (m)	3.65	7.65	7.10	6.59	6.50	6.41	6.32	
		Stride duration (s)	0.367	0.382	0.390	0.396	0.399	0.404	0.390	
		Stride efficiency (%)	20.85	91.45	78.84	67.77	65.95	64.17	62.42	
		Stride count	27.38	26.14	28.16	30.37	30.79	31.21	174.05	

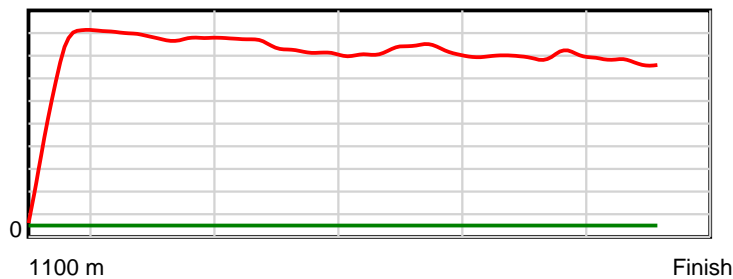
10 m Stride length



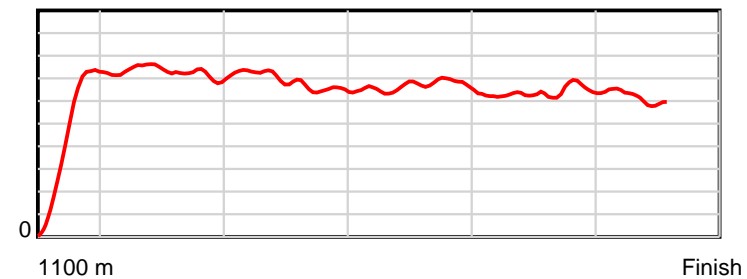
0.6 s Stride duration



20 m/sec Speed



100 % Stride efficiency



Note: Horizontal distance axis grid lines are 200m furlongs.

Disclaimer.

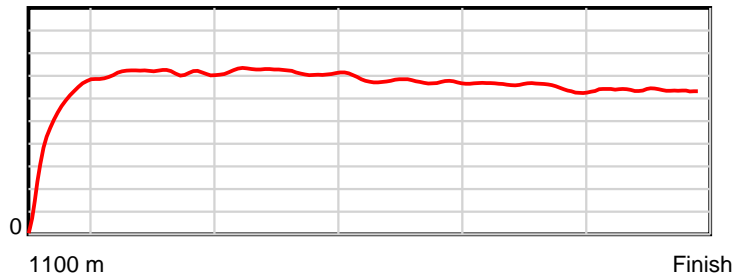
Tasracing Pty Ltd and Thoroughbred Ratings Pty Ltd accepts no responsibility for the completeness or accuracy of any of the information contained herein, and makes no representations about its suitability for any particular purpose. Users should make their own judgements about those matters and/or seek independent advice. You assume all risks associated with use of the data provided on this page.

Race Results

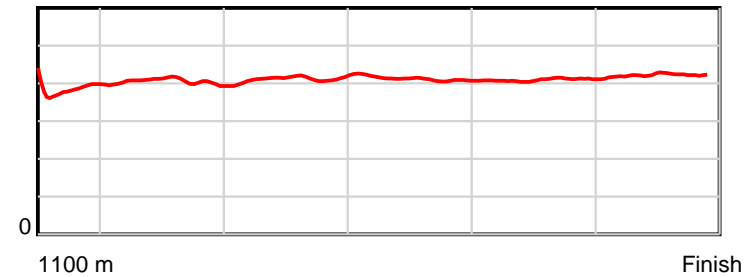
June 18, 2014, Race 1, 2UP MDN-SW, Distance 1100m, Elwick Course Proper - Offset 0m

Result	TAB no.	Horse (Barrier)	1100 to	1000m to	800m to	600m to	400m to	200m to	Total or	Margin
3rd	10	Bella Venus (6)	1000m	800m	600m	400m	200m	WP	Average	
		Position in running (margin)	-	1(0.0)	1(0.0)	2(0.1)	2(0.7)	1(0.0)		2.80
		Sectional time (s)	8.31	11.08	11.39	12.03	12.38	13.15		
		Cumulative time (s)	68.34	60.03	48.96	37.57	25.53	13.15	1:08.34	
		Speed (m/s)	12.03	18.05	17.56	16.63	16.16	15.21	16.10	
		Stride length (m)	4.75	7.31	7.21	6.86	6.60	6.40	6.59	
		Stride duration (s)	0.390	0.405	0.411	0.413	0.409	0.421	0.410	
		Stride efficiency (%)	35.29	83.46	81.29	73.56	68.10	63.97	67.92	
		Stride count	21.04	27.37	27.73	29.15	30.30	31.26	166.85	

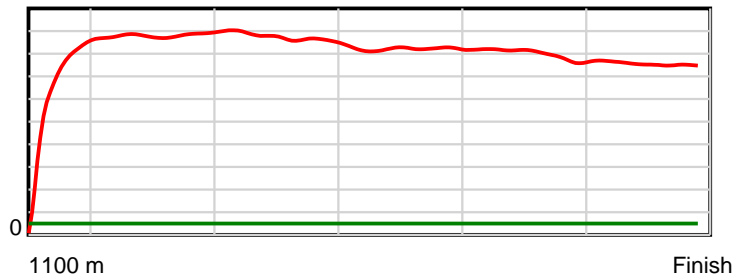
10 m Stride length



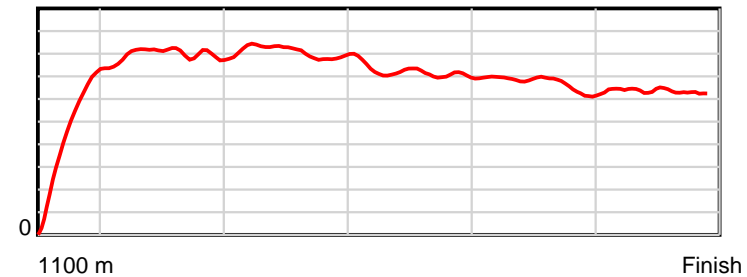
0.6 s Stride duration



20 m/sec Speed



100 % Stride efficiency



Note: Horizontal distance axis grid lines are 200m furlongs.

Disclaimer.

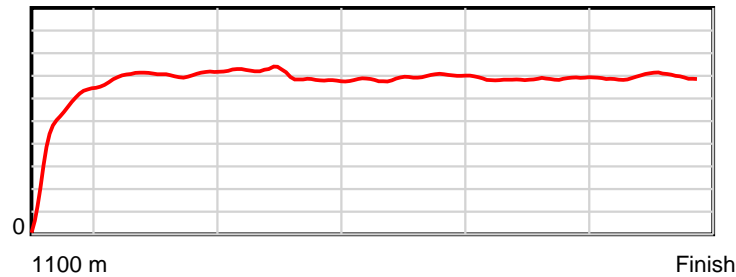
Tasracing Pty Ltd and Thoroughbred Ratings Pty Ltd accepts no responsibility for the completeness or accuracy of any of the information contained herein, and makes no representations about its suitability for any particular purpose. Users should make their own judgements about those matters and/or seek independent advice. You assume all risks associated with use of the data provided on this page.

Race Results

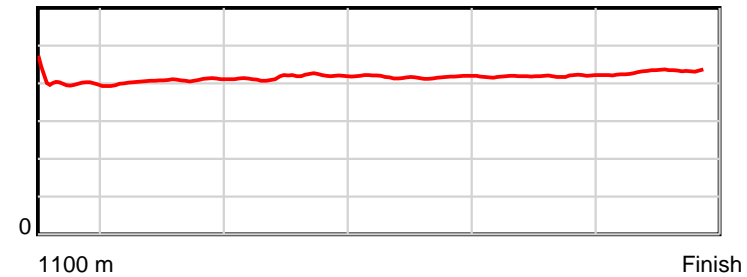
June 18, 2014, Race 1, 2UP MDN-SW, Distance 1100m, Elwick Course Proper - Offset 0m

Result	TAB no.	Horse (Barrier)	1100 to	1000m to	800m to	600m to	400m to	200m to	Total or	Margin
4th	3	Gocarma (5)	1000m	800m	600m	400m	200m	WP	Average	
		Position in running (margin)	-	8(3.0)	8(4.6)	9(7.0)	10(7.1)	8(4.3)		3.00
		Sectional time (s)	8.98	11.34	11.76	11.97	12.03	12.30		
		Cumulative time (s)	68.38	59.40	48.06	36.30	24.33	12.30	1:08.37	
		Speed (m/s)	11.14	17.64	17.01	16.71	16.63	16.26	16.09	
		Stride length (m)	4.53	7.17	7.07	6.97	6.96	7.01	6.70	
		Stride duration (s)	0.395	0.406	0.416	0.417	0.418	0.431	0.416	
		Stride efficiency (%)	32.12	80.22	78.21	75.90	75.66	76.82	70.12	
		Stride count	22.06	27.91	28.27	28.70	28.74	28.53	164.21	

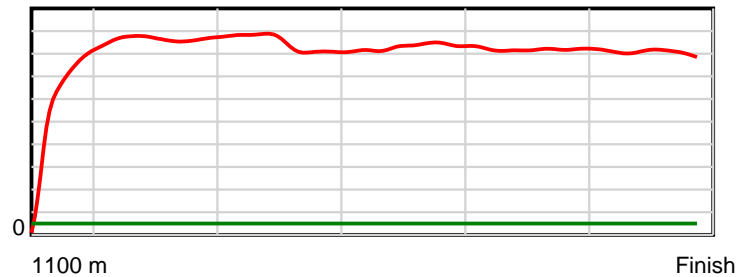
10 m Stride length



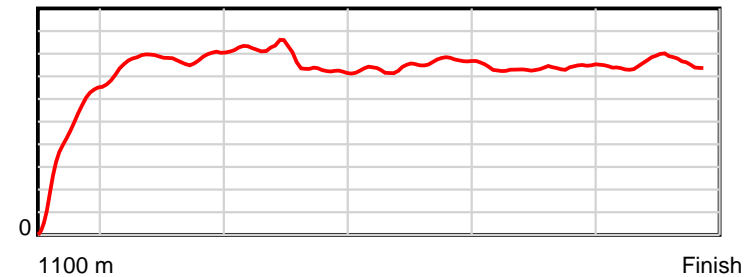
0.6 s Stride duration



20 m/sec Speed



100 % Stride efficiency



Note: Horizontal distance axis grid lines are 200m furlongs.

Disclaimer.

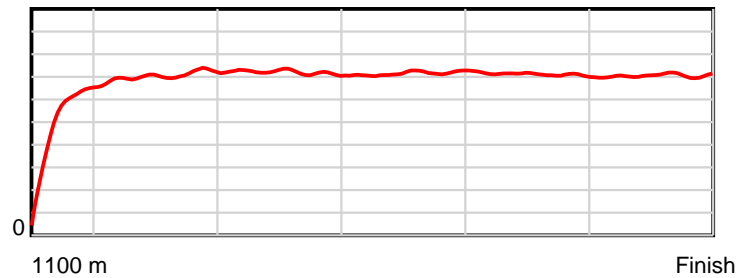
Tasracing Pty Ltd and Thoroughbred Ratings Pty Ltd accepts no responsibility for the completeness or accuracy of any of the information contained herein, and makes no representations about its suitability for any particular purpose. Users should make their own judgements about those matters and/or seek independent advice. You assume all risks associated with use of the data provided on this page.

Race Results

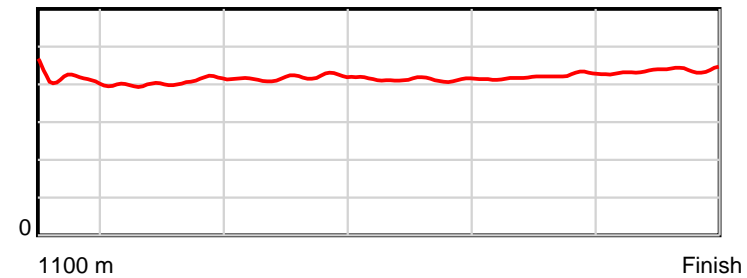
June 18, 2014, Race 1, 2UP MDN-SW, Distance 1100m, Elwick Course Proper - Offset 0m

Result	TAB no.	Horse (Barrier)	1100 to	1000m to	800m to	600m to	400m to	200m to	Total or	Margin
5th	5	Rest Upon (10)	1000m	800m	600m	400m	200m	WP	Average	
		Position in running (margin)	-	9(3.5)	10(6.0)	10(7.1)	6(4.0)	5(2.2)		3.10
		Sectional time (s)	9.14	11.49	11.55	11.42	12.20	12.60		
		Cumulative time (s)	68.40	59.26	47.77	36.22	24.80	12.60	1:08.40	
		Speed (m/s)	10.94	17.41	17.32	17.51	16.39	15.87	16.08	
		Stride length (m)	4.64	7.06	7.23	7.22	6.91	6.93	6.75	
		Stride duration (s)	0.414	0.406	0.418	0.412	0.421	0.437	0.420	
		Stride efficiency (%)	33.70	77.92	81.66	81.53	74.57	75.12	71.16	
		Stride count	21.53	28.32	27.67	27.69	28.95	28.85	163.01	

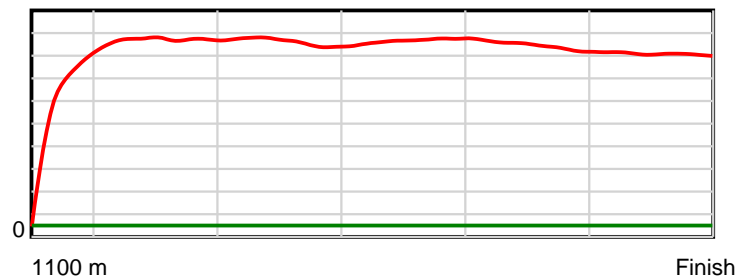
10 m Stride length



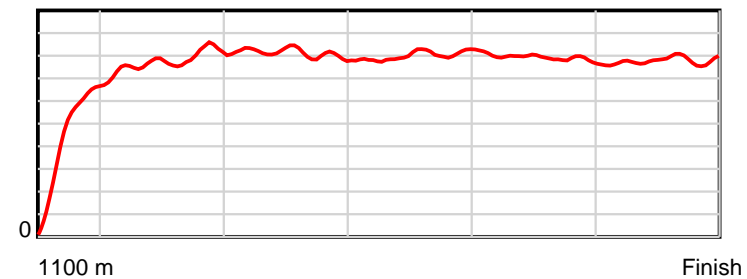
0.6 s Stride duration



20 m/sec Speed



100 % Stride efficiency



Note: Horizontal distance axis grid lines are 200m furlongs.

Disclaimer.

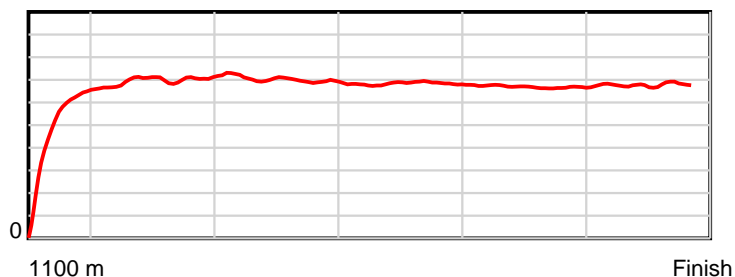
Tasracing Pty Ltd and Thoroughbred Ratings Pty Ltd accepts no responsibility for the completeness or accuracy of any of the information contained herein, and makes no representations about its suitability for any particular purpose. Users should make their own judgements about those matters and/or seek independent advice. You assume all risks associated with use of the data provided on this page.

Race Results

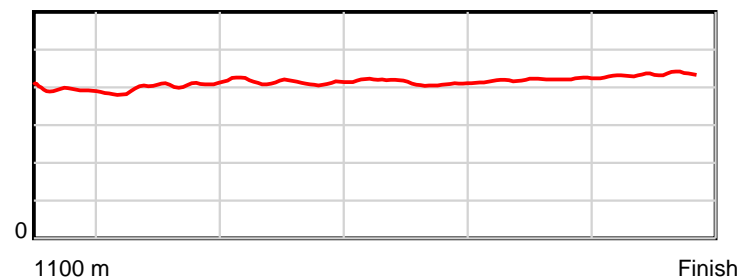
June 18, 2014, Race 1, 2UP MDN-SW, Distance 1100m, Elwick Course Proper - Offset 0m

Result	TAB no.	Horse (Barrier)	1100 to	1000m to	800m to	600m to	400m to	200m to	Total or	Margin
6th	8	Golden Aces (7)	1000m	800m	600m	400m	200m	WP	Average	
		Position in running (margin)	-	7(2.4)	6(2.4)	7(4.0)	7(4.7)	7(3.5)		3.20
		Sectional time (s)	8.77	11.06	11.65	12.06	12.29	12.60		
		Cumulative time (s)	68.42	59.65	48.59	36.95	24.88	12.60	1:08.42	
		Speed (m/s)	11.41	18.08	17.17	16.58	16.27	15.87	16.08	
		Stride length (m)	4.58	7.21	7.10	6.85	6.82	6.85	6.65	
		Stride duration (s)	0.393	0.399	0.413	0.413	0.419	0.431	0.414	
		Stride efficiency (%)	32.85	81.33	78.67	73.34	72.71	73.32	69.09	
		Stride count	21.81	27.72	28.19	29.19	29.32	29.20	165.43	

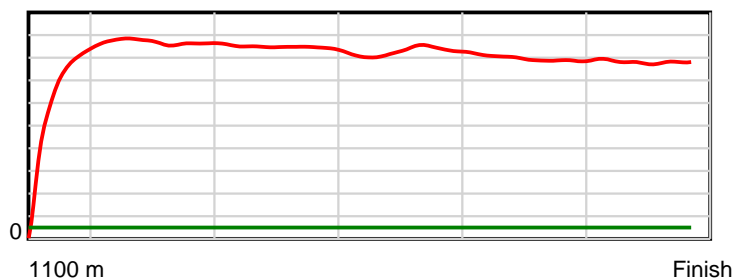
10 m Stride length



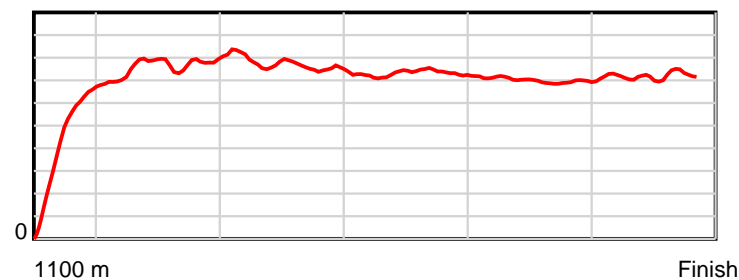
0.6 s Stride duration



20 m/sec Speed



100 % Stride efficiency



Note: Horizontal distance axis grid lines are 200m furlongs.

Disclaimer.

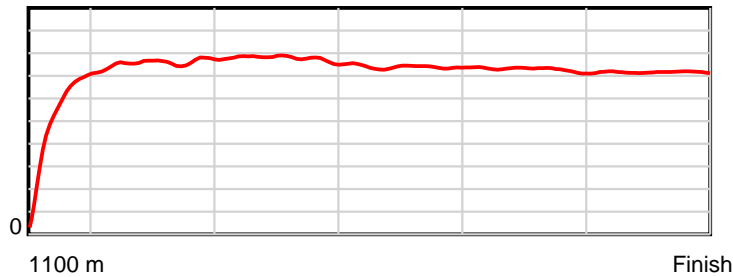
Tasracing Pty Ltd and Thoroughbred Ratings Pty Ltd accepts no responsibility for the completeness or accuracy of any of the information contained herein, and makes no representations about its suitability for any particular purpose. Users should make their own judgements about those matters and/or seek independent advice. You assume all risks associated with use of the data provided on this page.

Race Results

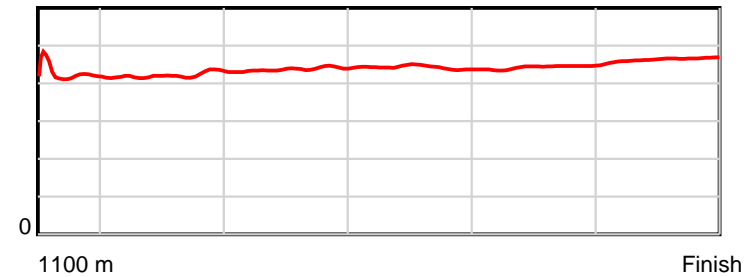
June 18, 2014, Race 1, 2UP MDN-SW, Distance 1100m, Elwick Course Proper - Offset 0m

Result	TAB no.	Horse (Barrier)	1100 to	1000m to	800m to	600m to	400m to	200m to	Total or	Margin
7th	1	Don'tgivemelip (4)	1000m	800m	600m	400m	200m	WP	Average	
		Position in running (margin)	-	3(0.8)	4(1.3)	4(1.3)	4(2.6)	6(3.1)		6.00
		Sectional time (s)	8.60	11.16	11.38	12.16	12.57	13.08		
		Cumulative time (s)	68.95	60.35	49.19	37.81	25.65	13.08	1:08.95	
		Speed (m/s)	11.63	17.92	17.57	16.45	15.91	15.29	15.95	
		Stride length (m)	4.86	7.56	7.68	7.27	7.06	7.10	7.00	
		Stride duration (s)	0.414	0.422	0.437	0.442	0.444	0.464	0.439	
		Stride efficiency (%)	36.92	89.41	92.17	82.55	77.93	78.76	76.65	
		Stride count	20.57	26.44	26.04	27.52	28.32	28.17	157.06	

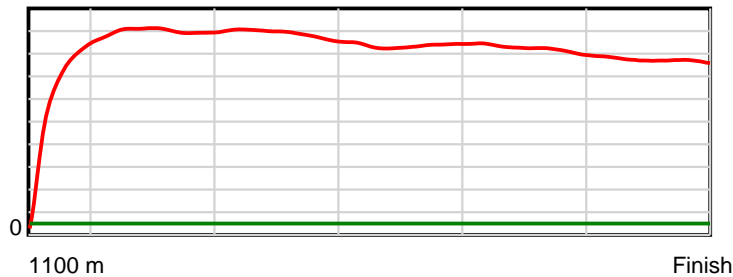
10 m Stride length



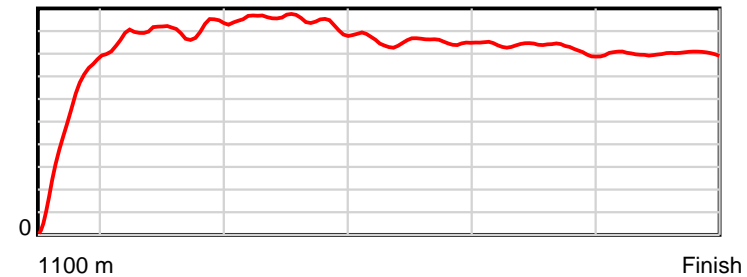
0.6 s Stride duration



20 m/sec Speed



100 % Stride efficiency



Note: Horizontal distance axis grid lines are 200m furlongs.

Disclaimer.

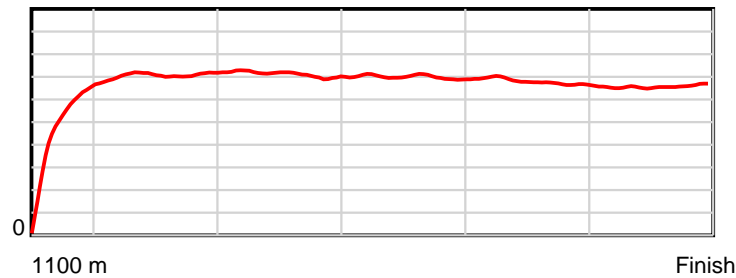
Tasracing Pty Ltd and Thoroughbred Ratings Pty Ltd accepts no responsibility for the completeness or accuracy of any of the information contained herein, and makes no representations about its suitability for any particular purpose. Users should make their own judgements about those matters and/or seek independent advice. You assume all risks associated with use of the data provided on this page.

Race Results

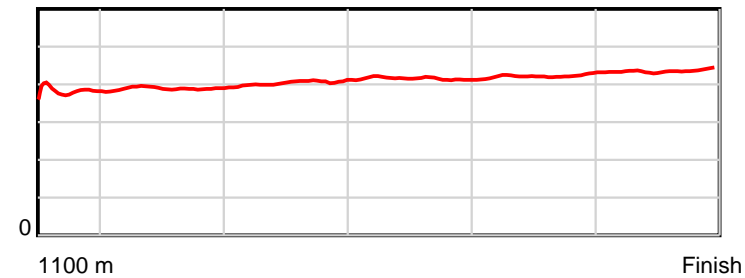
June 18, 2014, Race 1, 2UP MDN-SW, Distance 1100m, Elwick Course Proper - Offset 0m

Result	TAB no.	Horse (Barrier)	1100 to	1000m to	800m to	600m to	400m to	200m to	Total or	Margin
8th	9	Cheers Chappy (8)	1000m	800m	600m	400m	200m	WP	Average	
		Position in running (margin)	-	4(1.1)	2(0.2)	1(0.0)	1(0.0)	3(0.9)		6.10
		Sectional time (s)	8.71	10.93	11.33	11.95	12.64	13.41		
		Cumulative time (s)	68.97	60.26	49.33	38.00	26.06	13.41	1:08.96	
		Speed (m/s)	11.48	18.30	17.65	16.74	15.82	14.91	15.95	
		Stride length (m)	4.36	7.11	7.12	6.95	6.68	6.51	6.53	
		Stride duration (s)	0.379	0.389	0.403	0.415	0.422	0.437	0.409	
		Stride efficiency (%)	29.68	79.04	79.30	75.49	69.76	66.22	66.55	
		Stride count	22.94	28.12	28.08	28.77	29.93	30.72	168.56	

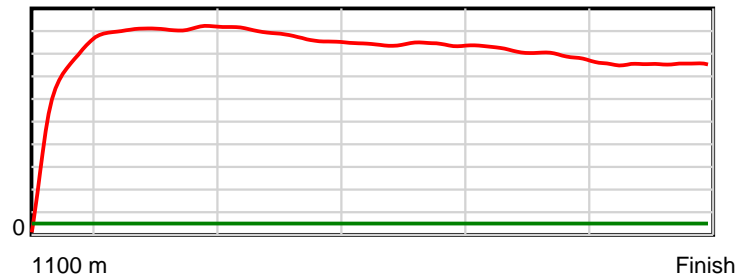
10 m Stride length



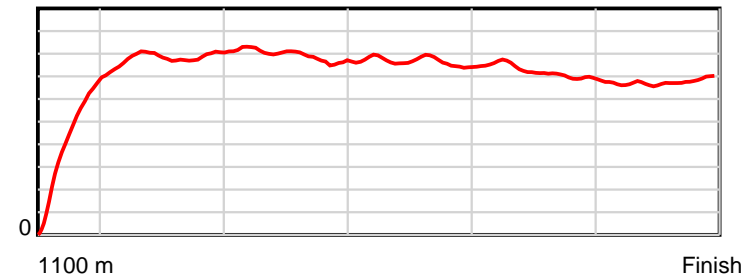
0.6 s Stride duration



20 m/sec Speed



100 % Stride efficiency



Note: Horizontal distance axis grid lines are 200m furlongs.

Disclaimer.

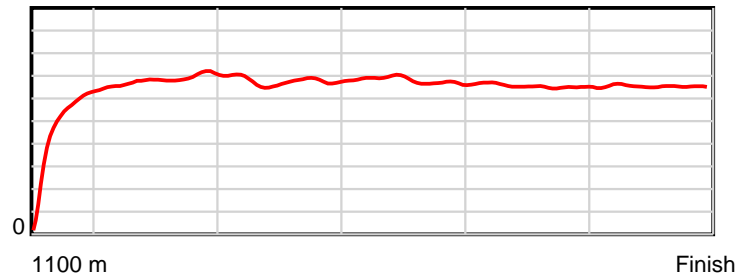
Tasracing Pty Ltd and Thoroughbred Ratings Pty Ltd accepts no responsibility for the completeness or accuracy of any of the information contained herein, and makes no representations about its suitability for any particular purpose. Users should make their own judgements about those matters and/or seek independent advice. You assume all risks associated with use of the data provided on this page.

Race Results

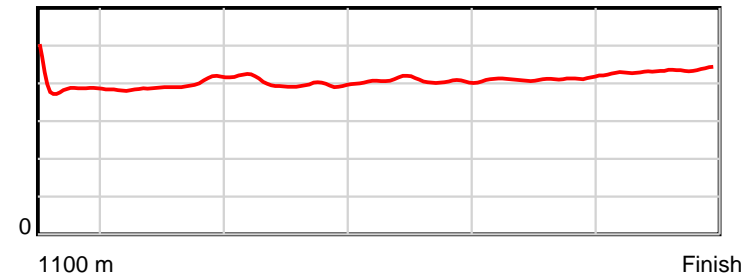
June 18, 2014, Race 1, 2UP MDN-SW, Distance 1100m, Elwick Course Proper - Offset 0m

Result	TAB no.	Horse (Barrier)	1100 to	1000m to	800m to	600m to	400m to	200m to	Total or	Margin
9th	12	Rustical (9)	1000m	800m	600m	400m	200m	WP	Average	
		Position in running (margin)	-	2(0.6)	7(2.5)	8(5.2)	9(5.4)	9(5.7)		7.60
		Sectional time (s)	8.51	11.39	11.82	11.98	12.55	13.01		
		Cumulative time (s)	69.26	60.75	49.36	37.54	25.56	13.01	1:09.26	
		Speed (m/s)	11.76	17.56	16.92	16.69	15.94	15.37	15.88	
		Stride length (m)	4.82	6.93	6.78	6.79	6.55	6.67	6.51	
		Stride duration (s)	0.398	0.395	0.401	0.407	0.411	0.434	0.410	
		Stride efficiency (%)	36.25	75.08	71.86	72.01	67.14	69.42	66.14	
		Stride count	20.76	28.85	29.49	29.46	30.51	30.01	169.08	

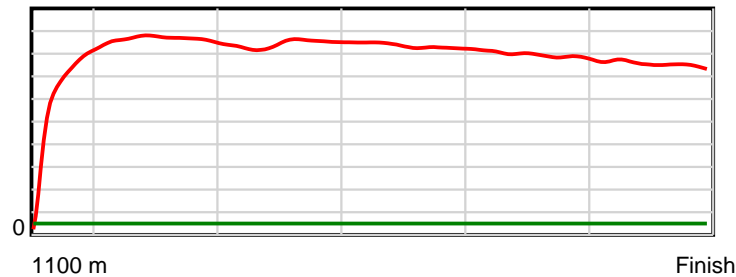
10 m Stride length



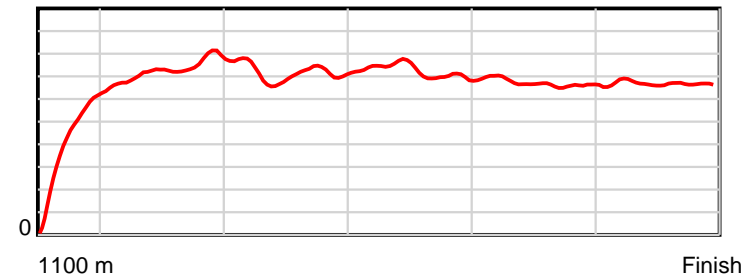
0.6 s Stride duration



20 m/sec Speed



100 % Stride efficiency



Note: Horizontal distance axis grid lines are 200m furlongs.

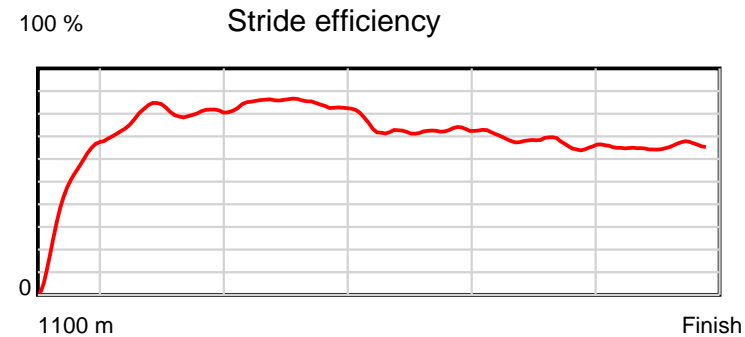
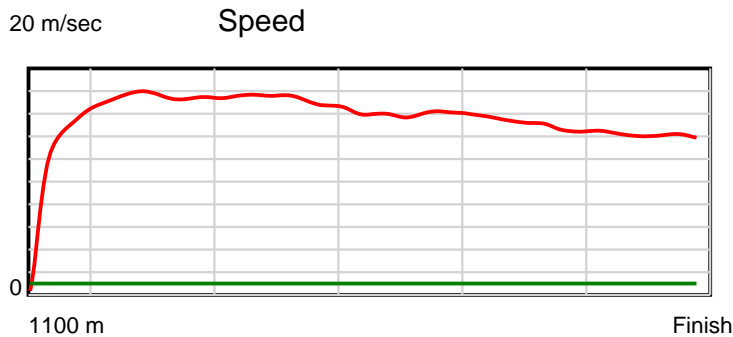
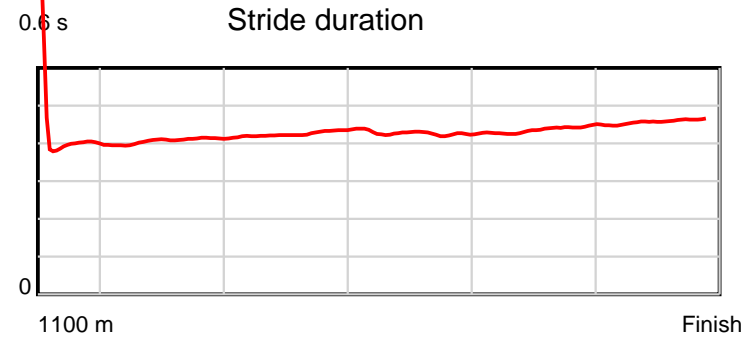
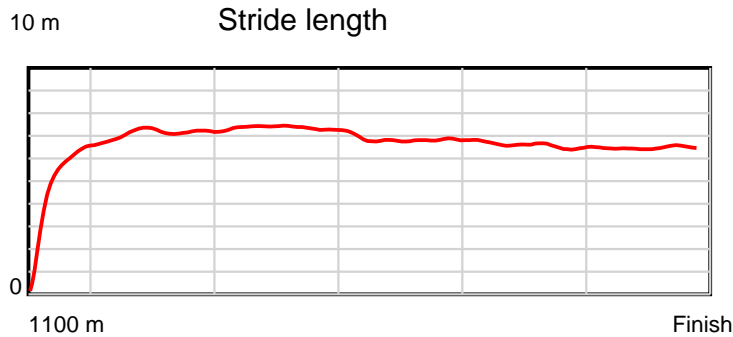
Disclaimer.

Tasracing Pty Ltd and Thoroughbred Ratings Pty Ltd accepts no responsibility for the completeness or accuracy of any of the information contained herein, and makes no representations about its suitability for any particular purpose. Users should make their own judgements about those matters and/or seek independent advice. You assume all risks associated with use of the data provided on this page.

Race Results

June 18, 2014, Race 1, 2UP MDN-SW, Distance 1100m, Elwick Course Proper - Offset 0m

Result	TAB no.	Horse (Barrier)	1100 to	1000m to	800m to	600m to	400m to	200m to	Total or	Margin
10th	2	Double Gun (2)	1000m	800m	600m	400m	200m	WP	Average	
		Position in running (margin)	-	5(2.0)	5(2.3)	6(2.5)	8(5.4)	10(9.0)		16.10
		Sectional time (s)	8.99	11.14	11.40	12.42	13.10	13.88		
		Cumulative time (s)	70.93	61.94	50.80	39.40	26.98	13.88	1:10.93	
		Speed (m/s)	11.12	17.95	17.54	16.10	15.27	14.41	15.51	
		Stride length (m)	5.15	7.31	7.46	6.87	6.65	6.60	6.74	
		Stride duration (s)	0.435	0.407	0.425	0.427	0.435	0.458	0.435	
		Stride efficiency (%)	41.44	83.51	86.93	73.72	69.00	68.15	71.07	
		Stride count	19.42	27.36	26.82	29.12	30.10	30.29	163.11	



Note: Horizontal distance axis grid lines are 200m furlongs.

Disclaimer.

Tasracing Pty Ltd and Thoroughbred Ratings Pty Ltd accepts no responsibility for the completeness or accuracy of any of the information contained herein, and makes no representations about its suitability for any particular purpose. Users should make their own judgements about those matters and/or seek independent advice. You assume all risks associated with use of the data provided on this page.