



Race Results

Tasmanian Racing Club, Hobart, June 18, 2014

Compilation date: June 18, 2014, 4:22:32 PM (EST)

Copyright © 2014 Tasracing Pty Ltd. All rights reserved.

Trademarks.

StrideMASTER is a registered trademark of Thoroughbred Ratings Pty Ltd.

Disclaimer.

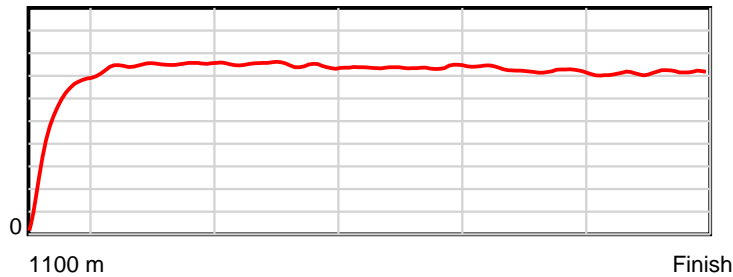
Tasracing Pty Ltd and Thoroughbred Ratings Pty Ltd accepts no responsibility for the completeness or accuracy of any of the information contained herein, and makes no representations about its suitability for any particular purpose. Users should make their own judgements about those matters and/or seek independent advice. You assume all risks associated with use of the data provided on this page.

Race Results

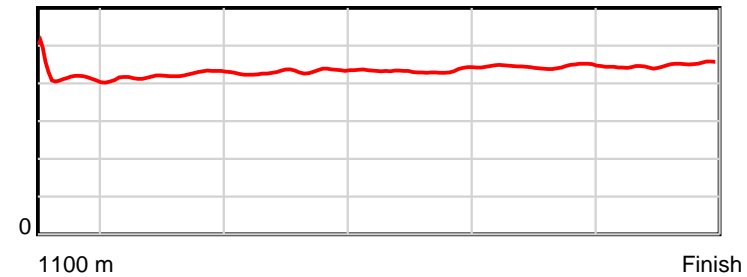
June 18, 2014, Race 3, CL1, Distance 1100m, Elwick Course Proper - Offset 0m

Result	TAB no.	Horse (Barrier)	1100 to	1000m to	800m to	600m to	400m to	200m to	Total or	Margin
1st	12	Speedy Sort (5)	1000m	800m	600m	400m	200m	WP	Average	
		Position in running (margin)	-	1(0.0)	2(1.1)	3(0.4)	3(1.9)	3(0.2)		0.00
		Sectional time (s)	8.09	11.28	11.61	11.86	12.30	12.79		
		Cumulative time (s)	67.92	59.83	48.56	36.95	25.09	12.79	1:07.92	
		Speed (m/s)	12.36	17.73	17.23	16.86	16.26	15.64	16.20	
		Stride length (m)	5.24	7.49	7.40	7.31	7.24	7.01	7.04	
		Stride duration (s)	0.423	0.422	0.430	0.434	0.445	0.448	0.435	
		Stride efficiency (%)	42.91	87.69	85.61	83.47	81.98	76.74	77.39	
		Stride count	19.08	26.70	27.02	27.36	27.61	28.54	156.31	

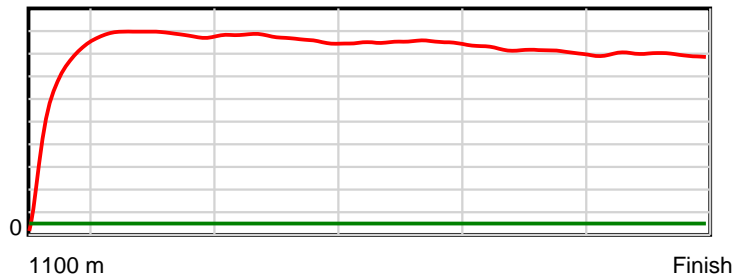
10 m Stride length



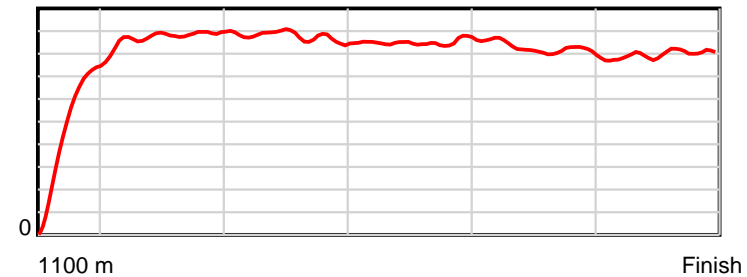
0.6 s Stride duration



20 m/sec Speed



100 % Stride efficiency



Note: Horizontal distance axis grid lines are 200m furlongs.

Disclaimer.

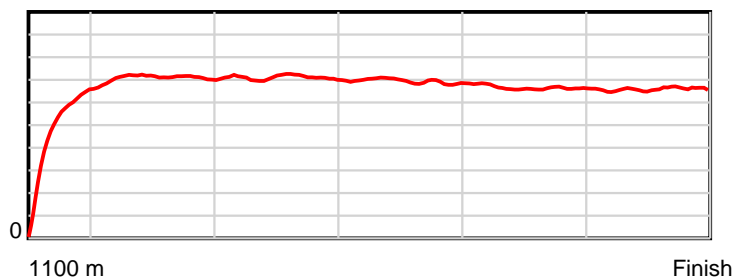
Tasracing Pty Ltd and Thoroughbred Ratings Pty Ltd accepts no responsibility for the completeness or accuracy of any of the information contained herein, and makes no representations about its suitability for any particular purpose. Users should make their own judgements about those matters and/or seek independent advice. You assume all risks associated with use of the data provided on this page.

Race Results

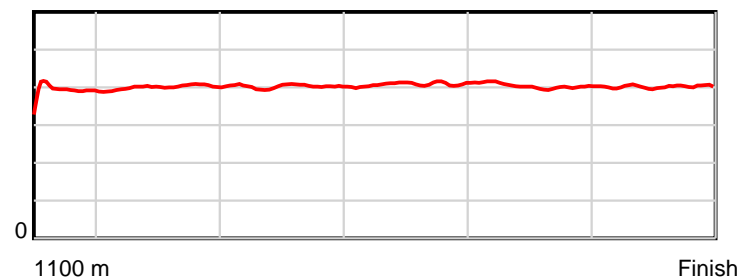
June 18, 2014, Race 3, CL1, Distance 1100m, Elwick Course Proper - Offset 0m

Result	TAB no.	Horse (Barrier)	1100 to	1000m to	800m to	600m to	400m to	200m to	Total or	Margin
2nd	5	Artie Luvstopa... (1)	1000m	800m	600m	400m	200m	WP	Average	
		Position in running (margin)	-	9(2.5)	9(4.9)	8(3.8)	9(5.6)	6(3.2)		1.30
		Sectional time (s)	8.56	11.49	11.55	11.90	12.20	12.47		
		Cumulative time (s)	68.16	59.60	48.12	36.57	24.67	12.47	1:08.15	
		Speed (m/s)	11.68	17.41	17.32	16.81	16.39	16.04	16.14	
		Stride length (m)	4.78	6.97	6.94	6.85	6.59	6.40	6.50	
		Stride duration (s)	0.391	0.400	0.401	0.408	0.402	0.399	0.403	
		Stride efficiency (%)	35.67	75.83	75.35	73.41	67.88	64.10	66.05	
		Stride count	20.93	28.71	28.80	29.18	30.34	31.23	169.19	

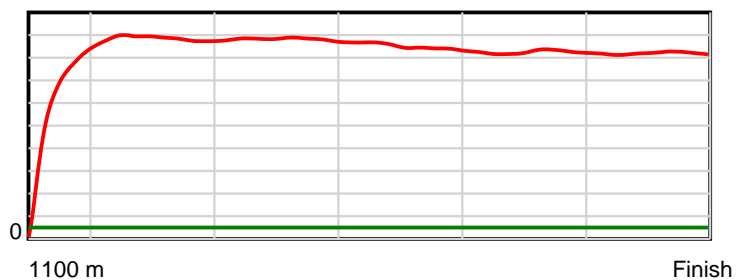
10 m Stride length



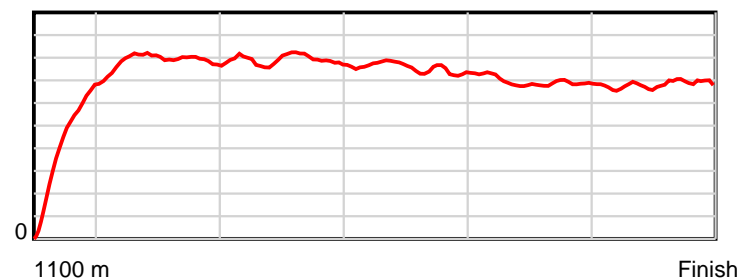
0.6 s Stride duration



20 m/sec Speed



100 % Stride efficiency



Note: Horizontal distance axis grid lines are 200m furlongs.

Disclaimer.

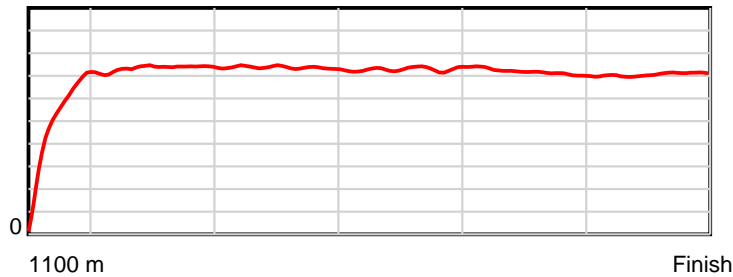
Tasracing Pty Ltd and Thoroughbred Ratings Pty Ltd accepts no responsibility for the completeness or accuracy of any of the information contained herein, and makes no representations about its suitability for any particular purpose. Users should make their own judgements about those matters and/or seek independent advice. You assume all risks associated with use of the data provided on this page.

Race Results

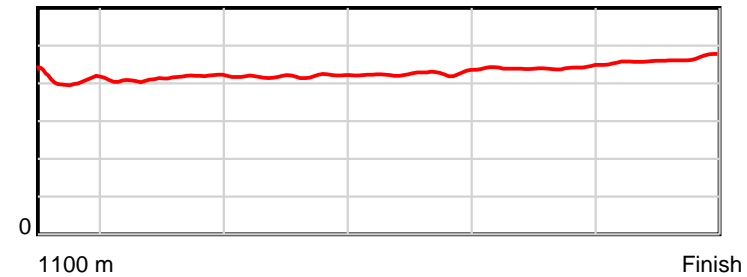
June 18, 2014, Race 3, CL1, Distance 1100m, Elwick Course Proper - Offset 0m

Result	TAB no.	Horse (Barrier)	1100 to	1000m to	800m to	600m to	400m to	200m to	Total or	Margin
3rd	3	He's Applz (6)	1000m	800m	600m	400m	200m	WP	Average	
		Position in running (margin)	-	2(0.5)	3(2.1)	4(0.8)	2(1.6)	1(0.0)		1.70
		Sectional time (s)	8.14	11.36	11.51	11.74	12.33	13.15		
		Cumulative time (s)	68.24	60.10	48.74	37.22	25.49	13.15	1:08.23	
		Speed (m/s)	12.29	17.61	17.38	17.04	16.22	15.21	16.12	
		Stride length (m)	4.83	7.26	7.28	7.26	7.15	7.05	6.89	
		Stride duration (s)	0.403	0.412	0.419	0.426	0.441	0.463	0.428	
		Stride efficiency (%)	36.49	82.34	82.74	82.28	79.99	77.59	74.22	
		Stride count	20.69	27.55	27.48	27.56	27.95	28.38	159.61	

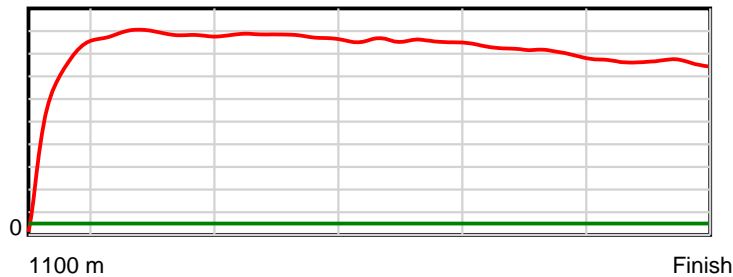
10 m Stride length



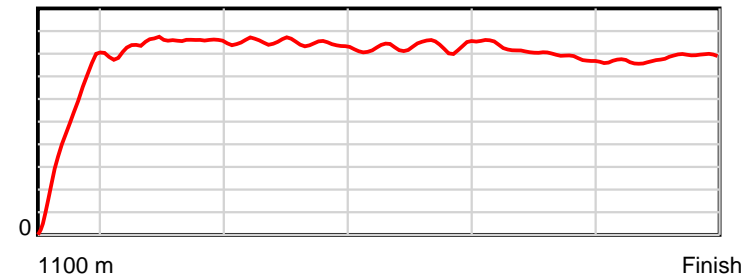
0.6 s Stride duration



20 m/sec Speed



100 % Stride efficiency



Note: Horizontal distance axis grid lines are 200m furlongs.

Disclaimer.

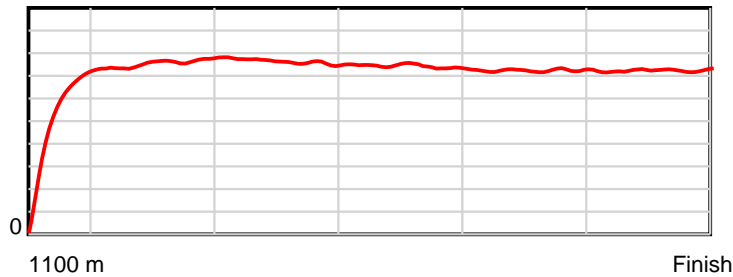
Tasracing Pty Ltd and Thoroughbred Ratings Pty Ltd accepts no responsibility for the completeness or accuracy of any of the information contained herein, and makes no representations about its suitability for any particular purpose. Users should make their own judgements about those matters and/or seek independent advice. You assume all risks associated with use of the data provided on this page.

Race Results

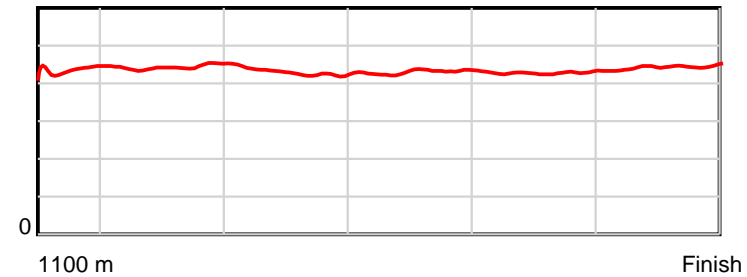
June 18, 2014, Race 3, CL1, Distance 1100m, Elwick Course Proper - Offset 0m

Result	TAB no.	Horse (Barrier)	1100 to	1000m to	800m to	600m to	400m to	200m to	Total or	Margin
4th	2	Aventador (11)	1000m	800m	600m	400m	200m	WP	Average	
		Position in running (margin)	-	11(2.9)	11(7.6)	12(6.3)	12(7.2)	9(3.7)		2.50
		Sectional time (s)	8.72	11.88	11.51	11.75	12.02	12.52		
		Cumulative time (s)	68.39	59.67	47.79	36.29	24.53	12.52	1:08.39	
		Speed (m/s)	11.47	16.84	17.38	17.02	16.64	15.97	16.09	
		Stride length (m)	5.19	7.46	7.45	7.31	7.12	7.09	7.02	
		Stride duration (s)	0.438	0.443	0.429	0.429	0.428	0.444	0.437	
		Stride efficiency (%)	42.09	87.08	86.73	83.39	79.22	78.51	77.10	
		Stride count	19.27	26.79	26.85	27.38	28.09	28.22	156.60	

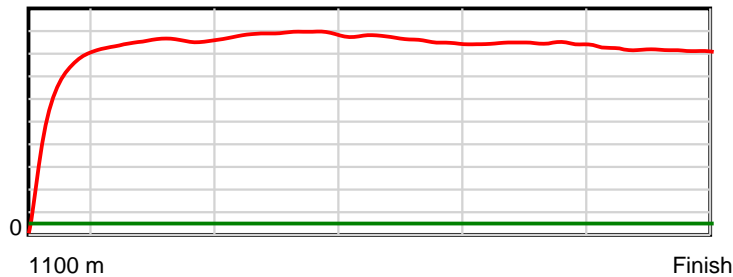
10 m Stride length



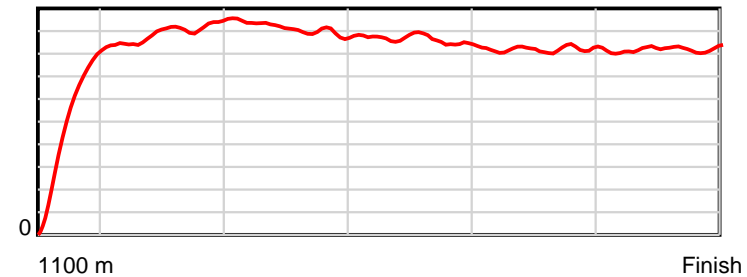
0.6 s Stride duration



20 m/sec Speed



100 % Stride efficiency



Note: Horizontal distance axis grid lines are 200m furlongs.

Disclaimer.

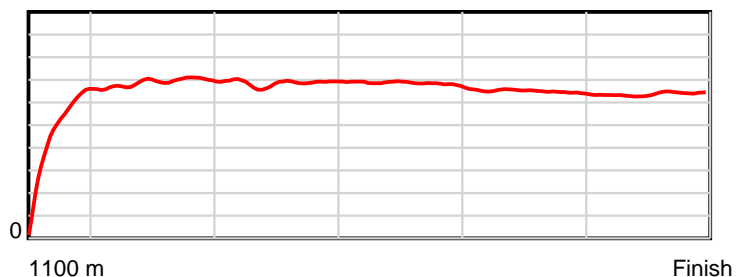
Tasracing Pty Ltd and Thoroughbred Ratings Pty Ltd accepts no responsibility for the completeness or accuracy of any of the information contained herein, and makes no representations about its suitability for any particular purpose. Users should make their own judgements about those matters and/or seek independent advice. You assume all risks associated with use of the data provided on this page.

Race Results

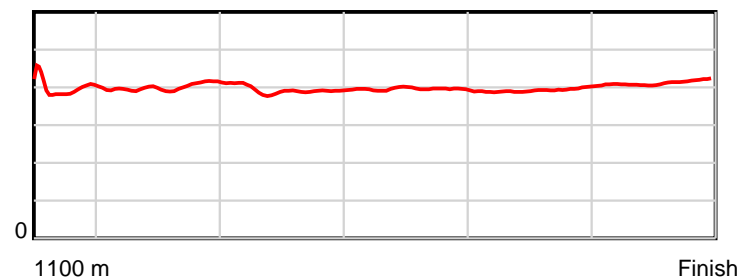
June 18, 2014, Race 3, CL1, Distance 1100m, Elwick Course Proper - Offset 0m

Result	TAB no.	Horse (Barrier)	1100 to	1000m to	800m to	600m to	400m to	200m to	Total or	Margin
5th	10	Geegees Joker (10)	1000m	800m	600m	400m	200m	WP	Average	
		Position in running (margin)	-	7(2.3)	10(6.6)	10(5.8)	10(5.9)	8(3.6)		4.80
		Sectional time (s)	8.55	11.81	11.60	11.62	12.21	13.03		
		Cumulative time (s)	68.82	60.27	48.46	36.86	25.24	13.03	1:08.81	
		Speed (m/s)	11.69	16.93	17.24	17.21	16.38	15.35	15.98	
		Stride length (m)	5.02	6.77	6.76	6.80	6.44	6.34	6.43	
		Stride duration (s)	0.403	0.400	0.392	0.395	0.393	0.413	0.402	
		Stride efficiency (%)	39.33	71.64	71.39	72.16	64.77	62.72	64.56	
		Stride count	19.93	29.54	29.59	29.43	31.07	31.57	171.13	

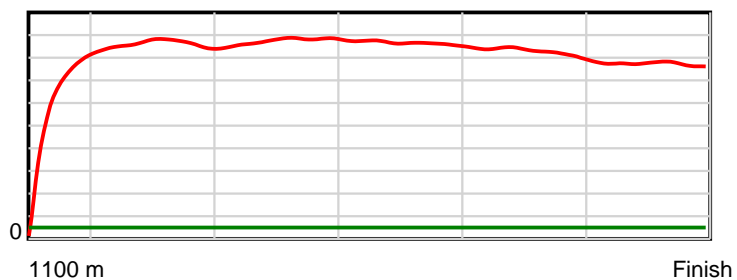
10 m Stride length



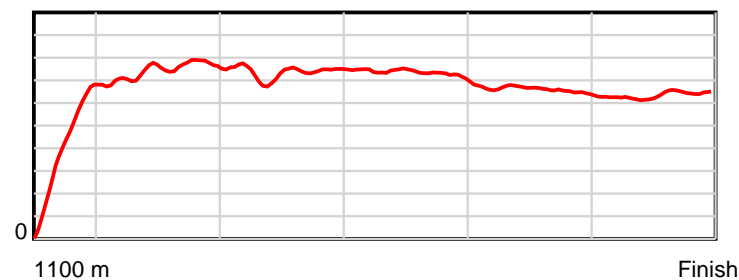
0.6 s Stride duration



20 m/sec Speed



100 % Stride efficiency



Note: Horizontal distance axis grid lines are 200m furlongs.

Disclaimer.

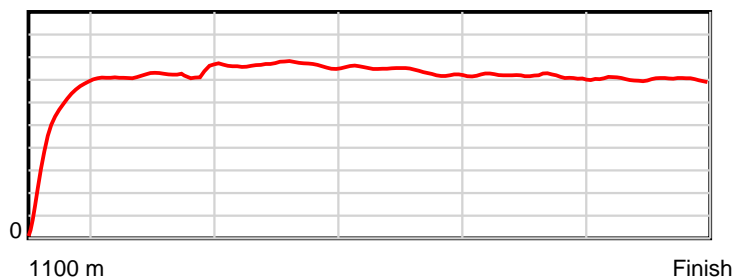
Tasracing Pty Ltd and Thoroughbred Ratings Pty Ltd accepts no responsibility for the completeness or accuracy of any of the information contained herein, and makes no representations about its suitability for any particular purpose. Users should make their own judgements about those matters and/or seek independent advice. You assume all risks associated with use of the data provided on this page.

Race Results

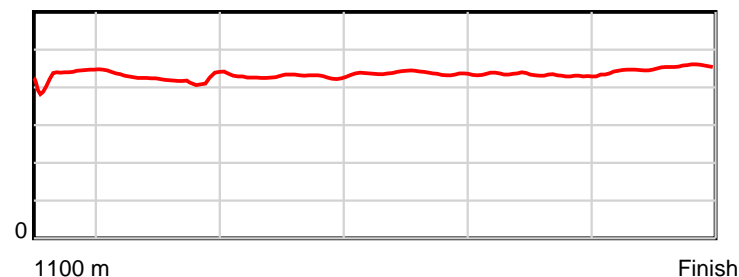
June 18, 2014, Race 3, CL1, Distance 1100m, Elwick Course Proper - Offset 0m

Result	TAB no.	Horse (Barrier)	1100 to	1000m to	800m to	600m to	400m to	200m to	Total or	Margin
6th	4	All Cheer (12)	1000m	800m	600m	400m	200m	WP	Average	
		Position in running (margin)	-	12(3.7)	12(8.2)	11(6.1)	11(6.8)	10(4.4)		6.10
		Sectional time (s)	8.94	11.84	11.36	11.72	12.20	13.01		
		Cumulative time (s)	69.07	60.13	48.29	36.93	25.21	13.01	1:09.06	
		Speed (m/s)	11.19	16.89	17.61	17.06	16.39	15.37	15.93	
		Stride length (m)	5.00	7.00	7.53	7.46	7.08	6.91	6.91	
		Stride duration (s)	0.422	0.415	0.428	0.437	0.432	0.450	0.434	
		Stride efficiency (%)	39.13	76.62	88.57	86.98	78.40	74.70	74.72	
		Stride count	19.98	28.56	26.56	26.81	28.24	28.93	159.08	

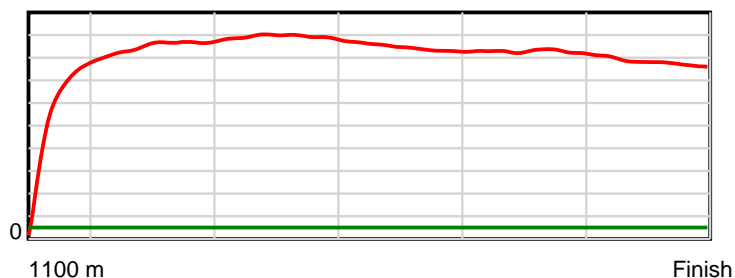
10 m Stride length



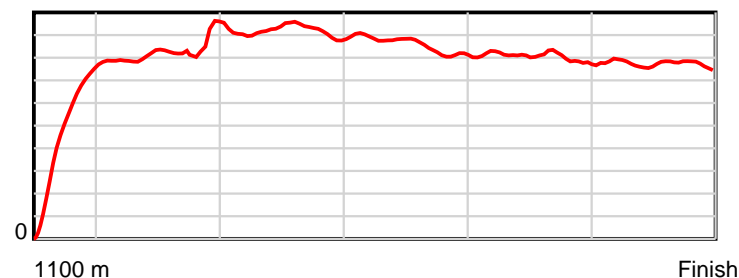
0.6 s Stride duration



20 m/sec Speed



100 % Stride efficiency



Note: Horizontal distance axis grid lines are 200m furlongs.

Disclaimer.

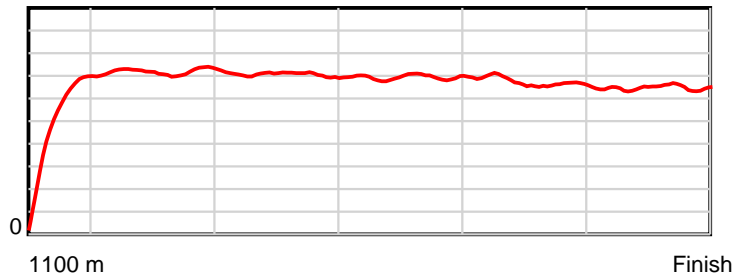
Tasracing Pty Ltd and Thoroughbred Ratings Pty Ltd accepts no responsibility for the completeness or accuracy of any of the information contained herein, and makes no representations about its suitability for any particular purpose. Users should make their own judgements about those matters and/or seek independent advice. You assume all risks associated with use of the data provided on this page.

Race Results

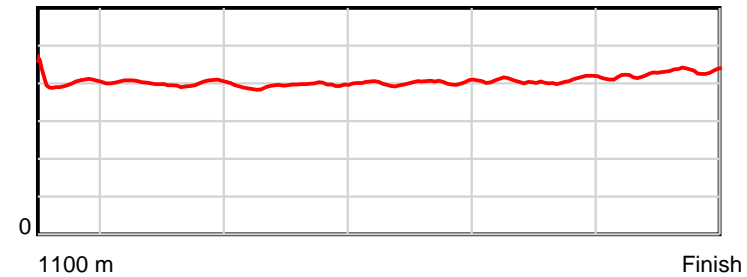
June 18, 2014, Race 3, CL1, Distance 1100m, Elwick Course Proper - Offset 0m

Result	TAB no.	Horse (Barrier)	1100 to	1000m to	800m to	600m to	400m to	200m to	Total or	Margin
7th	11	Geegees Martin... (9)	1000m	800m	600m	400m	200m	WP	Average	
		Position in running (margin)	-	8(2.5)	6(2.5)	2(0.4)	4(2.4)	4(2.4)		6.60
		Sectional time (s)	8.80	11.10	11.37	11.94	12.59	13.36		
		Cumulative time (s)	69.16	60.36	49.26	37.89	25.95	13.36	1:09.15	
		Speed (m/s)	11.36	18.02	17.59	16.75	15.89	14.97	15.90	
		Stride length (m)	4.70	7.22	6.91	6.73	6.44	6.38	6.47	
		Stride duration (s)	0.402	0.401	0.393	0.402	0.406	0.426	0.407	
		Stride efficiency (%)	34.56	81.42	74.56	70.72	64.87	63.61	65.40	
		Stride count	21.26	27.71	28.95	29.73	31.04	31.35	170.04	

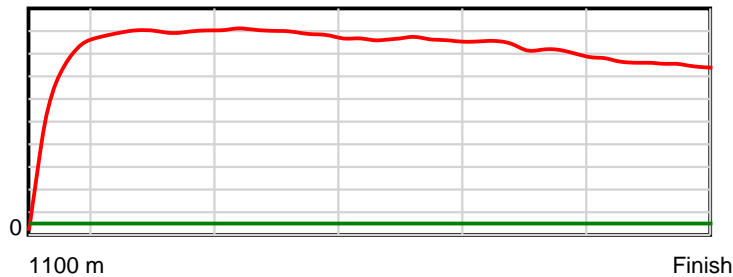
10 m Stride length



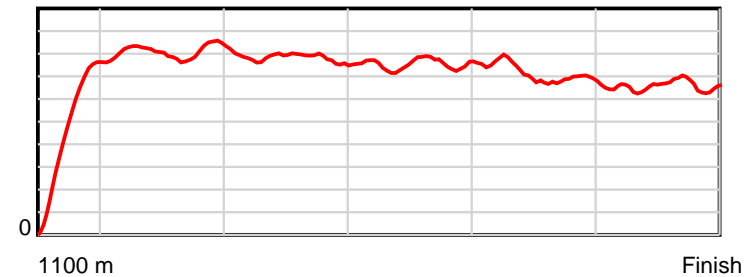
0.6 s Stride duration



20 m/sec Speed



100 % Stride efficiency



Note: Horizontal distance axis grid lines are 200m furlongs.

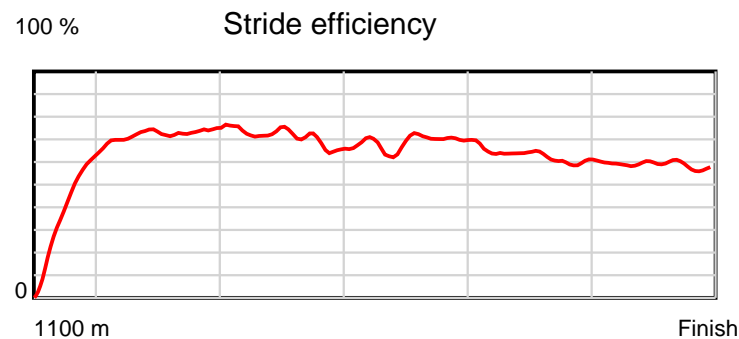
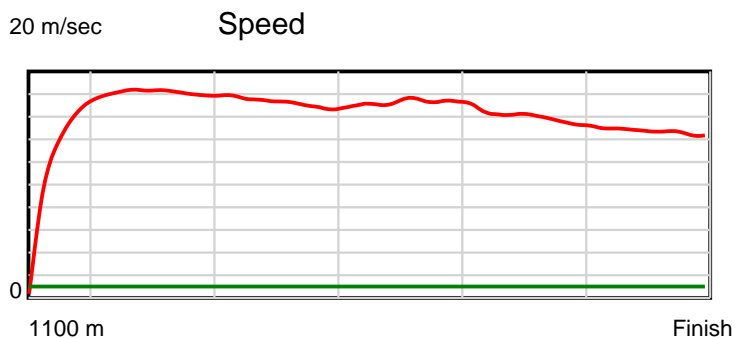
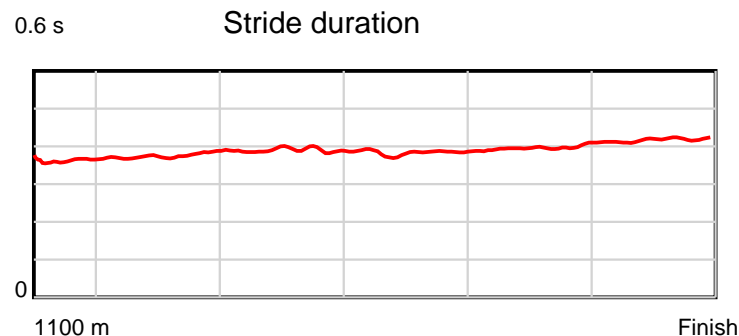
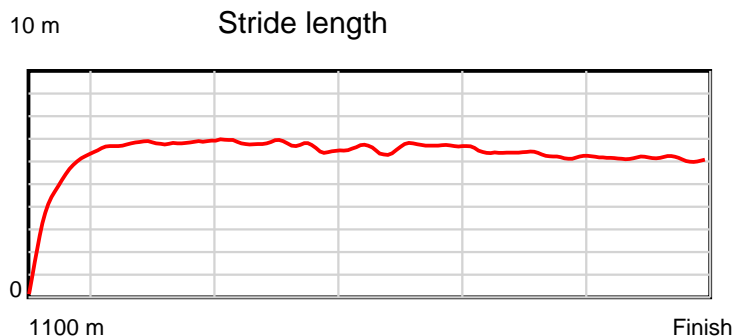
Disclaimer.

Tasracing Pty Ltd and Thoroughbred Ratings Pty Ltd accepts no responsibility for the completeness or accuracy of any of the information contained herein, and makes no representations about its suitability for any particular purpose. Users should make their own judgements about those matters and/or seek independent advice. You assume all risks associated with use of the data provided on this page.

Race Results

June 18, 2014, Race 3, CL1, Distance 1100m, Elwick Course Proper - Offset 0m

Result	TAB no.	Horse (Barrier)	1100 to	1000m to	800m to	600m to	400m to	200m to	Total or	Margin
8th	8	Moonrise (7)	1000m	800m	600m	400m	200m	WP	Average	
		Position in running (margin)	-	3(0.5)	1(0.0)	1(0.0)	1(0.0)	2(0.0)		6.70
		Sectional time (s)	8.52	11.01	11.72	11.61	12.60	13.72		
		Cumulative time (s)	69.18	60.66	49.65	37.93	26.32	13.72	1:09.18	
		Speed (m/s)	11.73	18.17	17.06	17.23	15.87	14.58	15.90	
		Stride length (m)	4.47	6.83	6.63	6.61	6.28	6.09	6.22	
		Stride duration (s)	0.360	0.376	0.388	0.384	0.396	0.418	0.391	
		Stride efficiency (%)	31.22	72.89	68.64	68.31	61.73	58.00	60.54	
		Stride count	22.37	29.28	30.18	30.25	31.82	32.83	176.73	



Note: Horizontal distance axis grid lines are 200m furlongs.

Disclaimer.

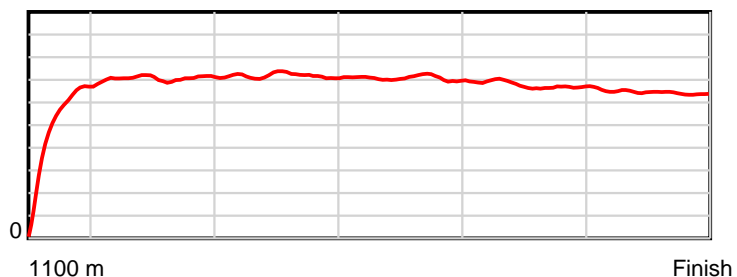
Tasracing Pty Ltd and Thoroughbred Ratings Pty Ltd accepts no responsibility for the completeness or accuracy of any of the information contained herein, and makes no representations about its suitability for any particular purpose. Users should make their own judgements about those matters and/or seek independent advice. You assume all risks associated with use of the data provided on this page.

Race Results

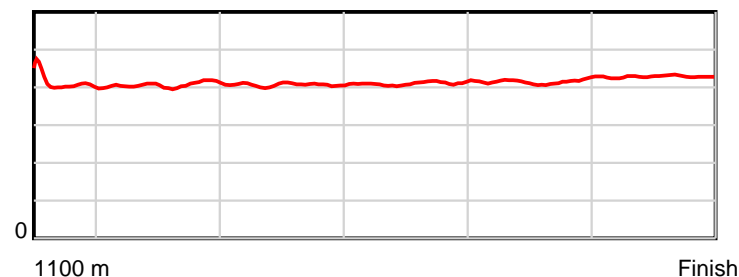
June 18, 2014, Race 3, CL1, Distance 1100m, Elwick Course Proper - Offset 0m

Result	TAB no.	Horse (Barrier)	1100 to	1000m to	800m to	600m to	400m to	200m to	Total or	Margin
9th	7	Money Penny (8)	1000m	800m	600m	400m	200m	WP	Average	
		Position in running (margin)	-	6(1.7)	8(4.7)	9(3.9)	7(5.1)	11(4.5)		8.50
		Sectional time (s)	8.58	11.59	11.60	11.80	12.51	13.46		
		Cumulative time (s)	69.53	60.95	49.36	37.76	25.96	13.46	1:09.53	
		Speed (m/s)	11.65	17.26	17.24	16.95	15.99	14.86	15.82	
		Stride length (m)	5.03	6.99	7.01	6.94	6.63	6.37	6.57	
		Stride duration (s)	0.417	0.405	0.406	0.409	0.415	0.429	0.415	
		Stride efficiency (%)	39.47	76.40	76.75	75.21	68.77	63.39	67.46	
		Stride count	19.90	28.60	28.54	28.83	30.15	31.40	167.42	

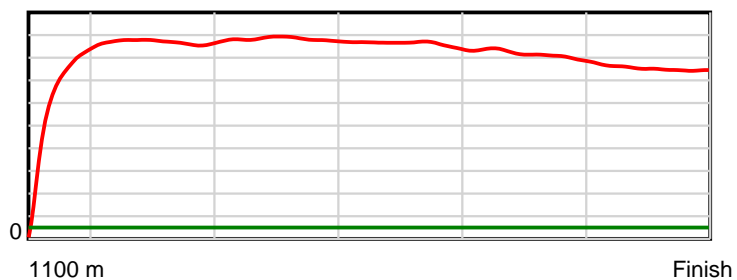
10 m Stride length



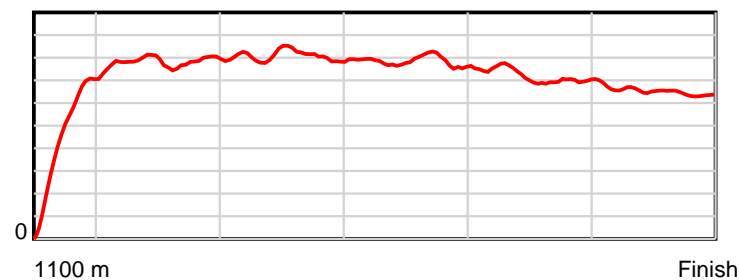
0.6 s Stride duration



20 m/sec Speed



100 % Stride efficiency



Note: Horizontal distance axis grid lines are 200m furlongs.

Disclaimer.

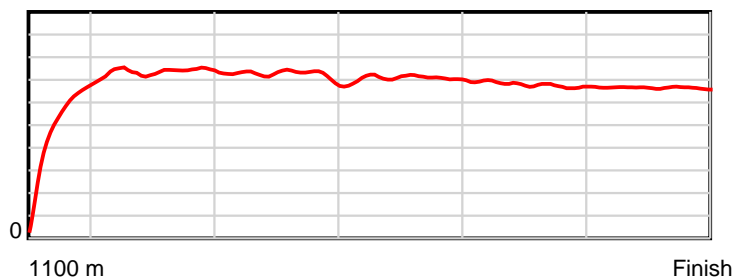
Tasracing Pty Ltd and Thoroughbred Ratings Pty Ltd accepts no responsibility for the completeness or accuracy of any of the information contained herein, and makes no representations about its suitability for any particular purpose. Users should make their own judgements about those matters and/or seek independent advice. You assume all risks associated with use of the data provided on this page.

Race Results

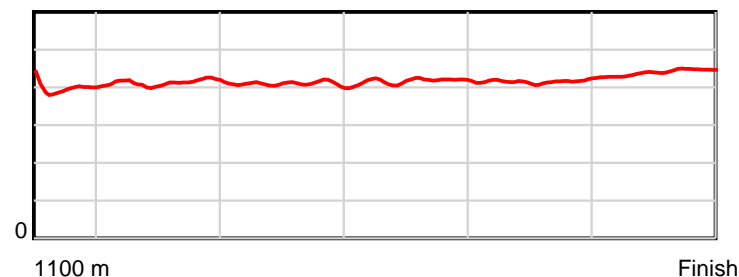
June 18, 2014, Race 3, CL1, Distance 1100m, Elwick Course Proper - Offset 0m

Result	TAB no.	Horse (Barrier)	1100 to	1000m to	800m to	600m to	400m to	200m to	Total or	Margin
10th	6	Geegees Drumme... (4)	1000m	800m	600m	400m	200m	WP	Average	
		Position in running (margin)	-	4(0.9)	4(2.3)	7(1.4)	5(3.5)	7(3.3)		8.70
		Sectional time (s)	8.51	11.33	11.57	11.95	12.56	13.65		
		Cumulative time (s)	69.57	61.06	49.74	38.17	26.22	13.65	1:09.56	
		Speed (m/s)	11.75	17.65	17.29	16.74	15.92	14.65	15.81	
		Stride length (m)	4.66	7.25	7.05	6.97	6.62	6.46	6.58	
		Stride duration (s)	0.388	0.411	0.408	0.417	0.416	0.441	0.416	
		Stride efficiency (%)	33.92	82.24	77.67	75.98	68.45	65.26	67.60	
		Stride count	21.46	27.57	28.37	28.68	30.22	30.95	167.25	

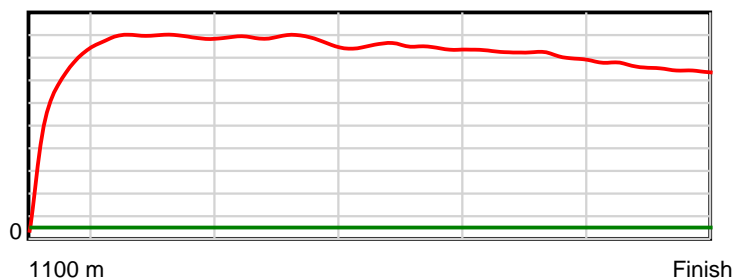
10 m Stride length



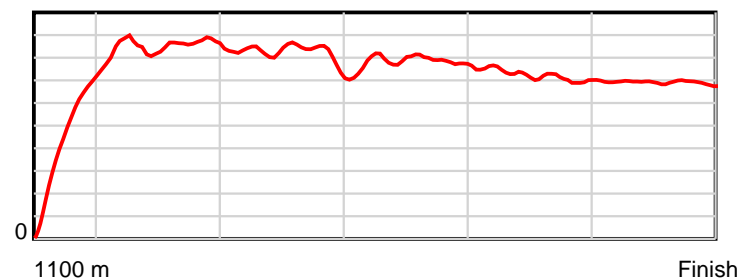
0.6 s Stride duration



20 m/sec Speed



100 % Stride efficiency



Note: Horizontal distance axis grid lines are 200m furlongs.

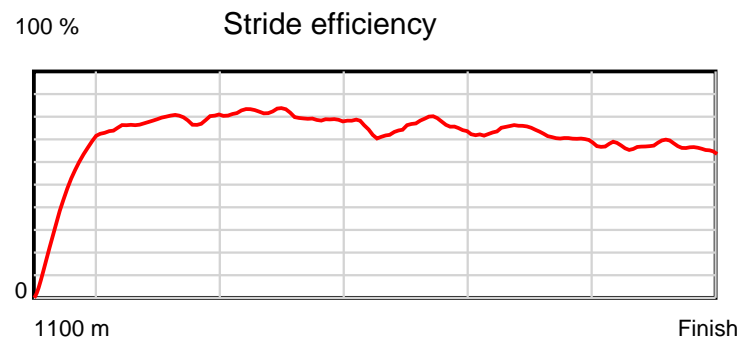
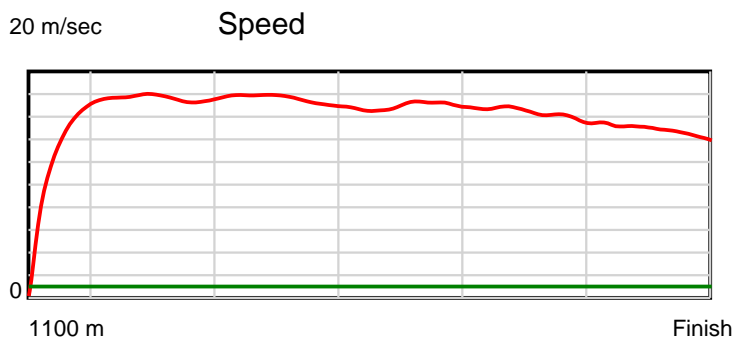
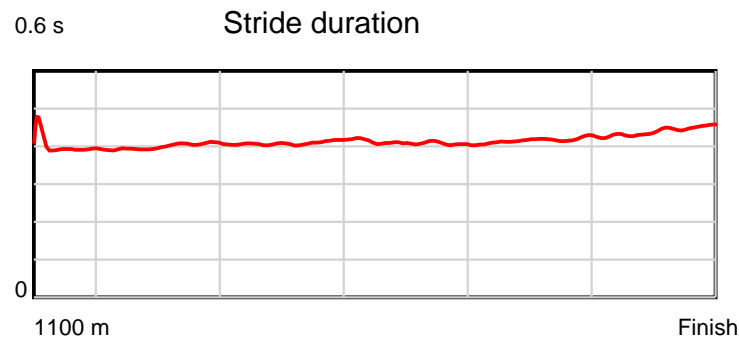
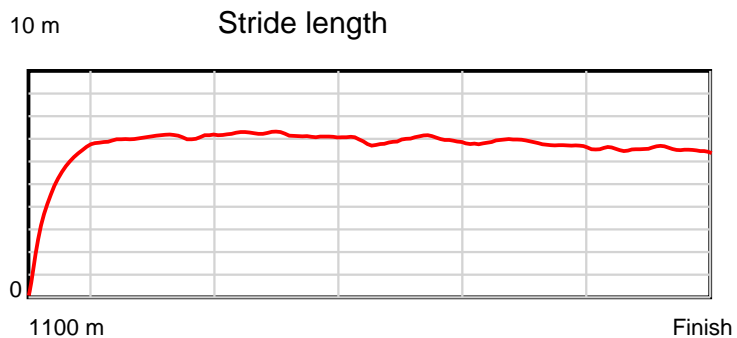
Disclaimer.

Tasracing Pty Ltd and Thoroughbred Ratings Pty Ltd accepts no responsibility for the completeness or accuracy of any of the information contained herein, and makes no representations about its suitability for any particular purpose. Users should make their own judgements about those matters and/or seek independent advice. You assume all risks associated with use of the data provided on this page.

Race Results

June 18, 2014, Race 3, CL1, Distance 1100m, Elwick Course Proper - Offset 0m

Result	TAB no.	Horse (Barrier)	1100 to	1000m to	800m to	600m to	400m to	200m to	Total or	Margin
11th	1	Ineptocracy (2)	1000m	800m	600m	400m	200m	WP	Average	
		Position in running (margin)	-	5(1.0)	5(2.4)	5(1.3)	6(3.6)	5(3.1)		10.20
		Sectional time (s)	8.66	11.34	11.52	12.00	12.52	13.82		
		Cumulative time (s)	69.86	61.20	49.87	38.34	26.34	13.82	1:09.86	
		Speed (m/s)	11.54	17.64	17.36	16.67	15.97	14.47	15.74	
		Stride length (m)	4.93	7.05	7.08	6.80	6.66	6.40	6.56	
		Stride duration (s)	0.406	0.399	0.408	0.408	0.417	0.442	0.417	
		Stride efficiency (%)	38.05	77.56	78.39	72.32	69.22	64.04	67.32	
		Stride count	20.27	28.39	28.24	29.40	30.05	31.24	167.59	



Note: Horizontal distance axis grid lines are 200m furlongs.

Disclaimer.

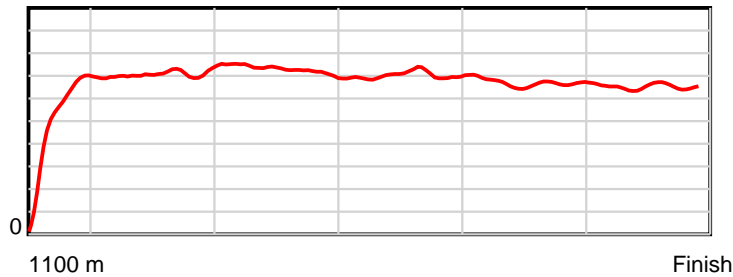
Tasracing Pty Ltd and Thoroughbred Ratings Pty Ltd accepts no responsibility for the completeness or accuracy of any of the information contained herein, and makes no representations about its suitability for any particular purpose. Users should make their own judgements about those matters and/or seek independent advice. You assume all risks associated with use of the data provided on this page.

Race Results

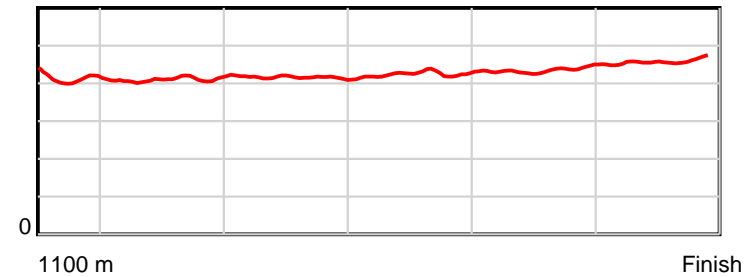
June 18, 2014, Race 3, CL1, Distance 1100m, Elwick Course Proper - Offset 0m

Result	TAB no.	Horse (Barrier)	1100 to	1000m to	800m to	600m to	400m to	200m to	Total or	Margin
12th	9	Churchelle (3)	1000m	800m	600m	400m	200m	WP	Average	
		Position in running (margin)	-	10(2.7)	7(4.0)	6(1.4)	8(5.6)	12(8.3)		13.00
		Sectional time (s)	8.71	11.31	11.29	12.30	13.05	13.76		
		Cumulative time (s)	70.42	61.71	50.40	39.10	26.80	13.76	1:10.42	
		Speed (m/s)	11.49	17.68	17.71	16.26	15.33	14.53	15.62	
		Stride length (m)	5.01	7.23	7.38	6.86	6.65	6.67	6.71	
		Stride duration (s)	0.415	0.409	0.417	0.422	0.434	0.458	0.429	
		Stride efficiency (%)	39.24	81.60	85.04	73.55	69.05	69.44	70.31	
		Stride count	19.96	27.68	27.11	29.15	30.09	30.00	163.99	

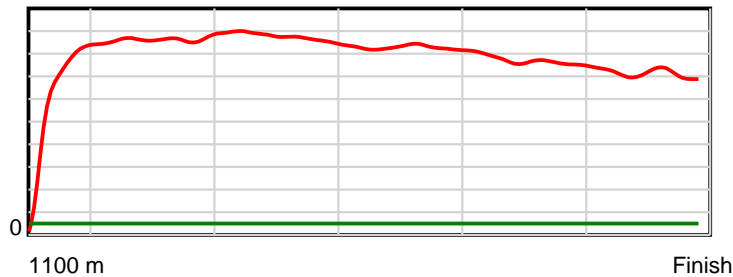
10 m Stride length



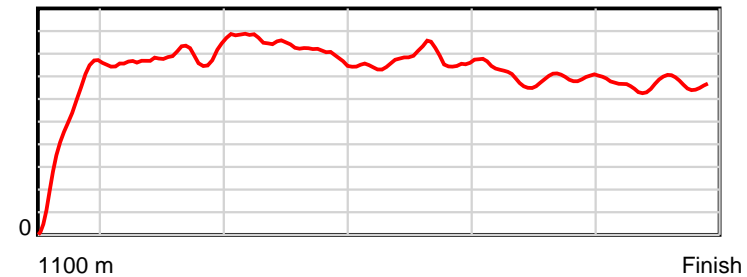
0.6 s Stride duration



20 m/sec Speed



100 % Stride efficiency



Note: Horizontal distance axis grid lines are 200m furlongs.

Disclaimer.

Tasracing Pty Ltd and Thoroughbred Ratings Pty Ltd accepts no responsibility for the completeness or accuracy of any of the information contained herein, and makes no representations about its suitability for any particular purpose. Users should make their own judgements about those matters and/or seek independent advice. You assume all risks associated with use of the data provided on this page.